



US00D361291S

United States Patent [19] Chavalas

[11] Patent Number: **Des. 361,291**

[45] Date of Patent: **** Aug. 15, 1995**

[54] **FLORAL/ORNAMENT HOLDER FOR WINE BOTTLE**

[75] Inventor: **Angela Chavalas**, 481 Constitution Dr., Danville, Calif. 94526

[73] Assignee: **Angela Chavalas**, Danville, Calif.

[**] Term: **14 Years**

[21] Appl. No.: **22,154**

[22] Filed: **May 2, 1994**

[52] U.S. Cl. **D11/143**

[58] Field of Search D11/154, 143, 3-5; 63/3; D20/22, 28, 29; 40/310, 311; D6/556; D8/33, 40

[56] **References Cited**

U.S. PATENT DOCUMENTS

D. 68,845	11/1925	Barry	D20/22
D. 271,385	11/1983	Novak	D11/5 X
2,771,768	11/1956	Tudor	63/3 X
5,054,299	10/1991	Maveety	63/3

FOREIGN PATENT DOCUMENTS

0565418	2/1993	France	40/310
---------	--------	--------	-------	--------

Primary Examiner—Alan P. Douglas

Assistant Examiner—Cathron B. Matta

[57] **CLAIM**

The ornamental design for a floral/ornament holder for wine bottle, as shown and described.

DESCRIPTION

FIG. 1 is a perspective view of a first preferred embodiment of the invention;

FIG. 2 is a front view of the embodiment of FIG. 1;

FIG. 3 is a right side view of the embodiment of FIG. 1;

FIG. 4 is a rear view of the embodiment of FIG. 1;

FIG. 5 is a top view of the embodiment of FIG. 1;

FIG. 6 is a bottom view of the embodiment of FIG. 1;

FIG. 7 is a perspective view of an alternate preferred embodiment of the invention;

FIG. 8 is a front view of the embodiment of FIG. 7;

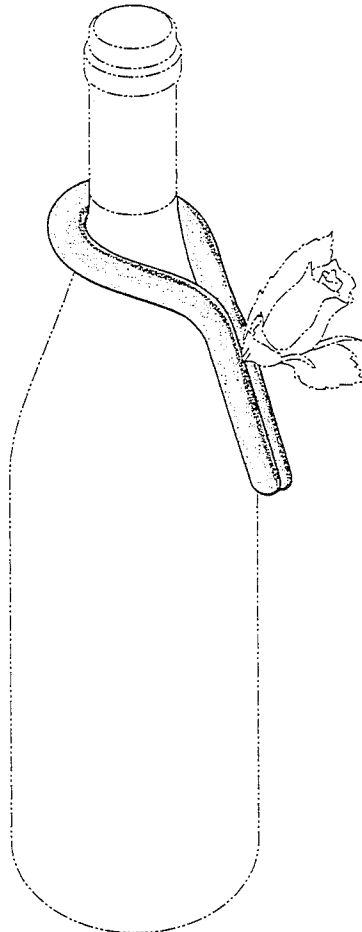
FIG. 9 is a right side view of the embodiment of FIG. 7;

FIG. 10 is a rear side view of the embodiment of FIG. 7;

FIG. 11 is a top view of the embodiment of FIG. 7; and,

FIG. 12 is a bottom view of the embodiment of FIG. 7.

The broken line showing of a wine bottle/flower is for illustrative purposes only and forms no part of the claimed design.



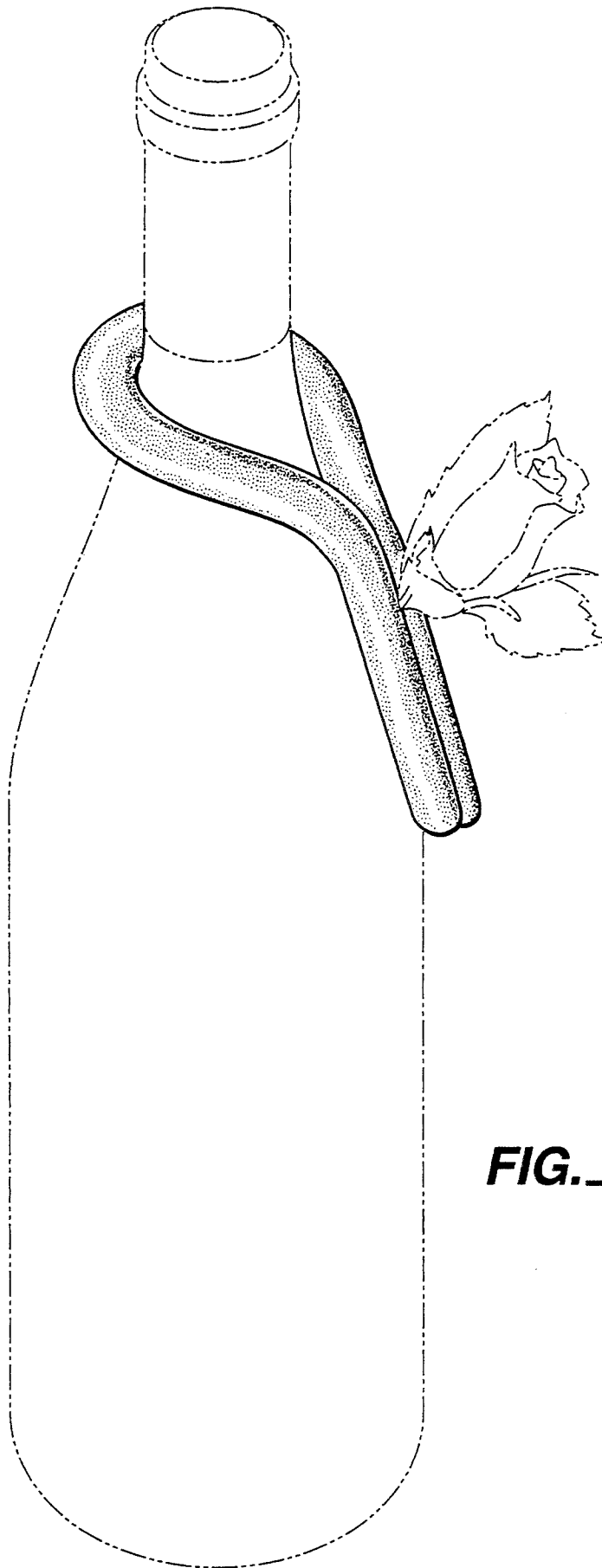


FIG. 1

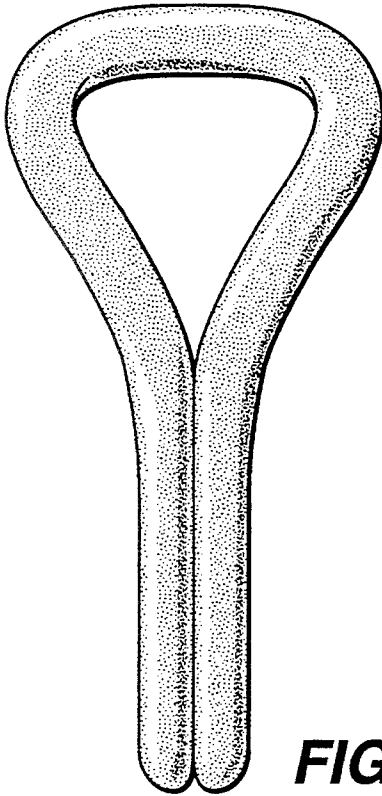


FIG._2

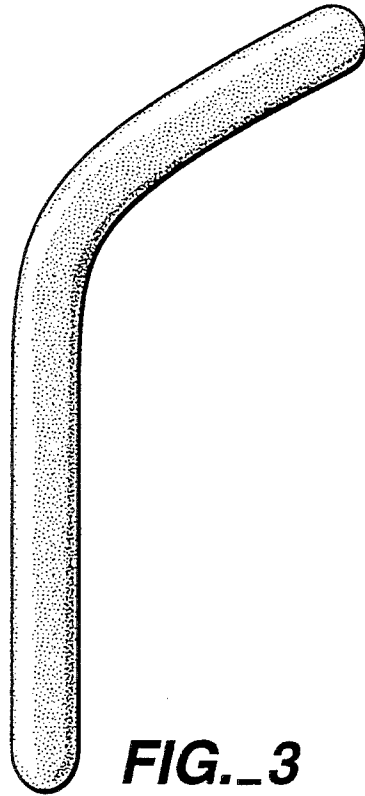


FIG._3

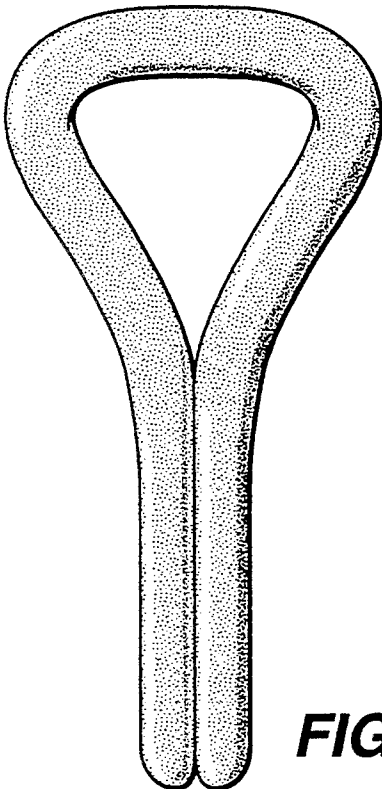


FIG._4

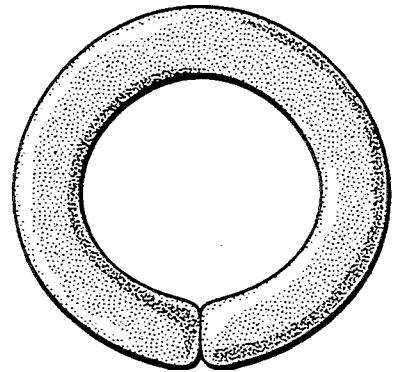


FIG._5

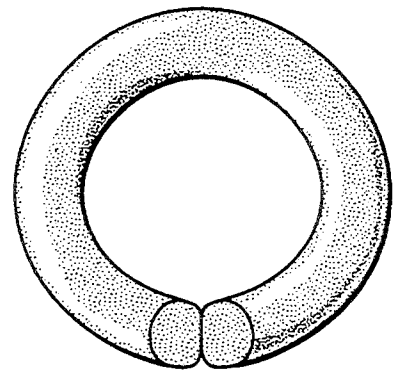


FIG._6

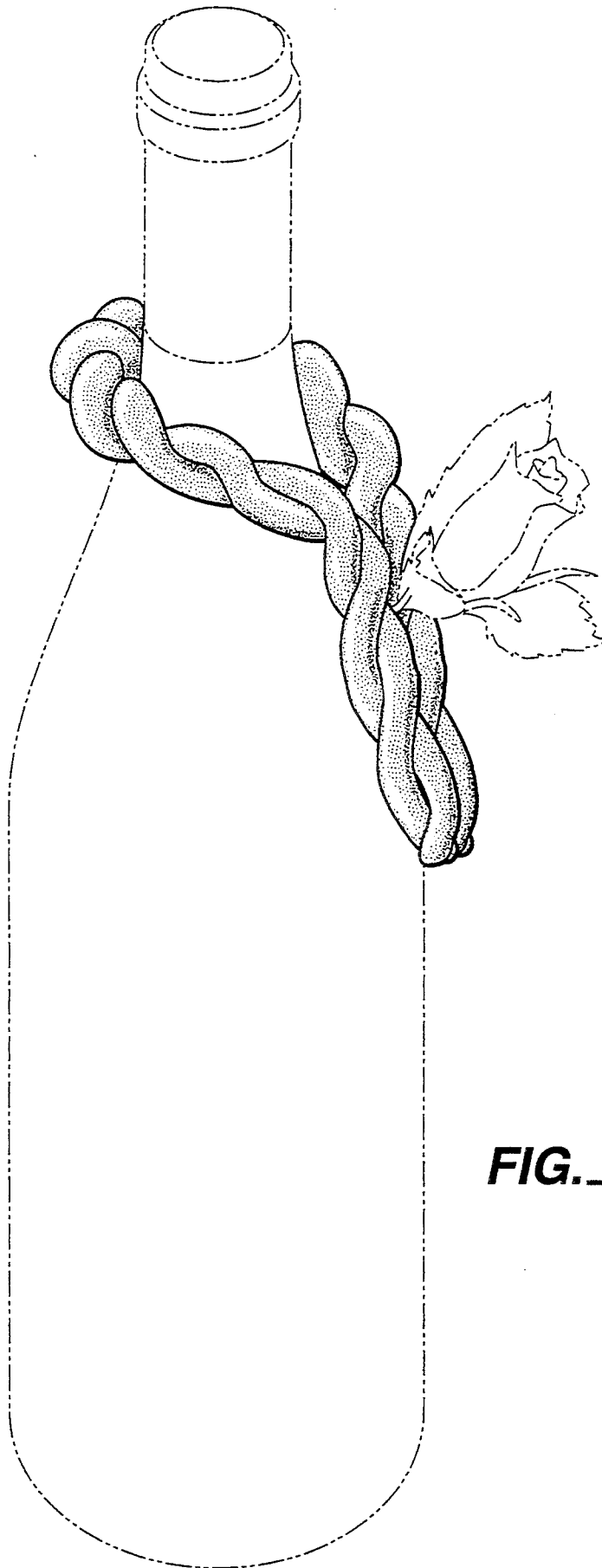


FIG. 7

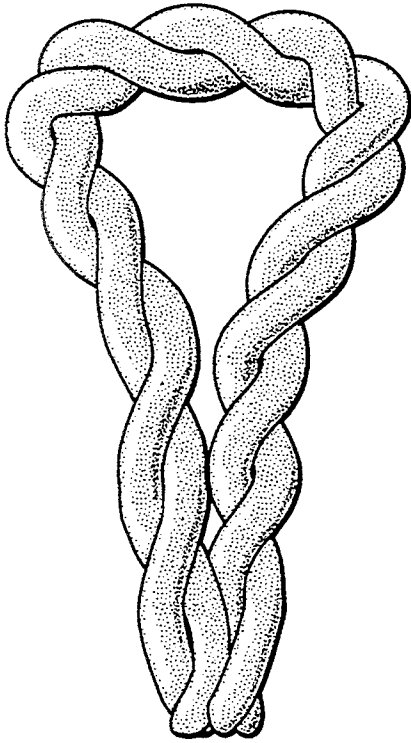


FIG. 8

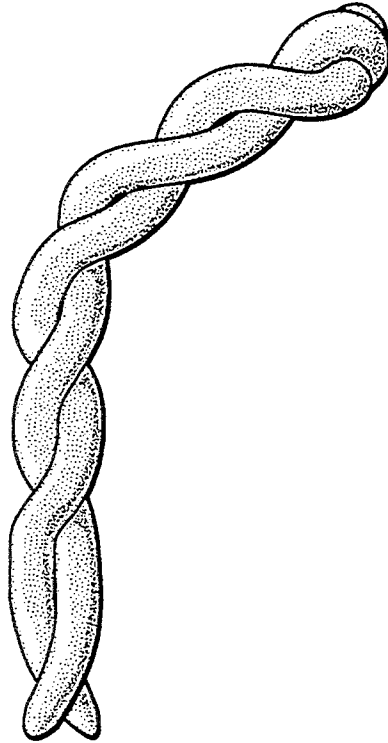


FIG. 9

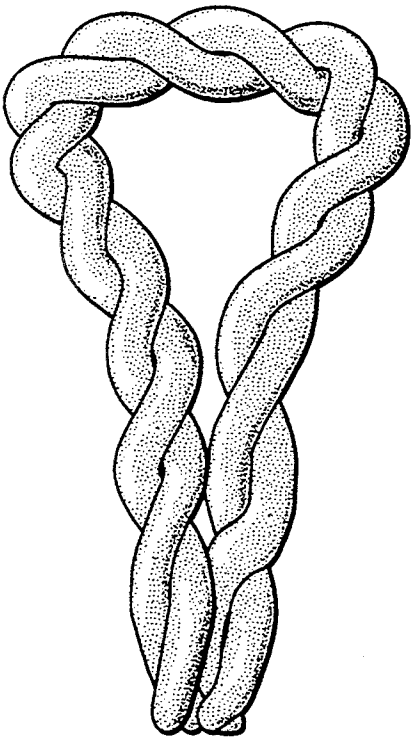


FIG. 10




FIG. 11

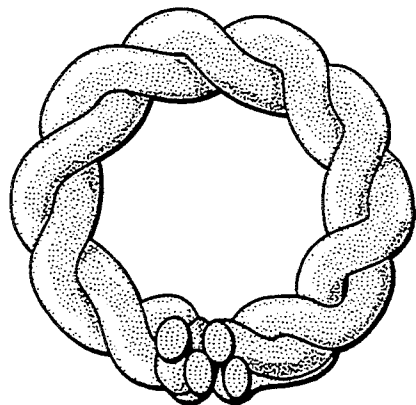


FIG. 12