

**(12) STANDARD PATENT**  
**(19) AUSTRALIAN PATENT OFFICE**

(11) Application No. **AU 2003272460 B2**

(54) Title  
**Treatment of CNS disorders with trans**  
**4-(3,4-dichlorophenyl)-1,2,3,4-tetrahydro-1-naphthalenamine and its formamide**

(51) International Patent Classification(s)  
**A61K 9/20** (2006.01) **A61P 25/20** (2006.01)  
**A61K 9/48** (2006.01) **A61P 25/22** (2006.01)  
**A61K 31/135** (2006.01) **A61P 25/24** (2006.01)  
**A61P 25/00** (2006.01) **A61P 25/28** (2006.01)  
**A61P 25/06** (2006.01) **A61P 25/30** (2006.01)  
**A61P 25/08** (2006.01) **C07C 209/62** (2006.01)  
**A61P 25/14** (2006.01) **C07C 211/42** (2006.01)  
**A61P 25/16** (2006.01)

(21) Application No: **2003272460** (22) Date of Filing: **2003.09.16**

(87) WIPO No: **WO04/024669**

(30) Priority Data

(31) Number	(32) Date	(33) Country
<b>60/411,305</b>	<b>2002.09.16</b>	<b>US</b>
<b>60/411,304</b>	<b>2002.09.16</b>	<b>US</b>

(43) Publication Date: **2004.04.30**

(43) Publication Journal Date: **2004.05.20**

(44) Accepted Journal Date: **2009.12.17**

(71) Applicant(s)  
**Sepracor Inc.**

(72) Inventor(s)  
**Jerussi, Thomas P.;Currie, Mark;Fang, Qun Kevin**

(74) Agent / Attorney  
**PIZZEYS, Level 14, ANZ Centre 324 Queen Street, Brisbane, QLD, 4000**

(56) Related Art  
**EP 28901**  
**Fuller et al. Prog. Neuro-Psychopharmacol. Biol. Psychiat. 1995, 19, 135-149**  
**Denninno et al. J. Org. Chem. 2001, 66, 6988-6993**  
**US 4981870**  
**Harrison et al. :Compendium of Organic Synthetic Methods" 1971, John Wiley & Sons, New York, 258-259**  
**Welch et al. J. Med. Chem. 1984, 27(110), 1508-1513**

(19) World Intellectual Property  
Organization  
International Bureau



(43) International Publication Date  
25 March 2004 (25.03.2004)

PCT

(10) International Publication Number  
**WO 2004/024669 A1**

(51) International Patent Classification<sup>7</sup>: **C07C 211/42**,  
209/62, A61K 31/135

(74) Agents: **HANSEN, Philip, E.** et al.; Heslin Rothenberg  
Farley & Mesiti P.C., 5 Columbia Circle, Albany, NY  
12203 (US).

(21) International Application Number:  
PCT/US2003/029110

(81) Designated States (*national*): AE, AG, AL, AM, AT, AU,  
AZ, BA, BB, BG, BR, BY, BZ, CA, CH, CN, CO, CR, CU,  
CZ, DE, DK, DM, DZ, EC, EE, EG, ES, FI, GB, GD, GE,  
GH, GM, HR, HU, ID, IL, IN, IS, JP, KE, KG, KP, KR,  
KZ, LC, LK, LR, LS, LT, LU, LV, MA, MD, MG, MK,  
MN, MW, MX, MZ, NI, NO, NZ, OM, PG, PH, PL, PT,  
RO, RU, SC, SD, SE, SG, SK, SL, SY, TJ, TM, TN, TR,  
TT, TZ, UA, UG, US, UZ, VC, VN, YU, ZA, ZM, ZW.

(22) International Filing Date:  
16 September 2003 (16.09.2003)

(25) Filing Language: English

(26) Publication Language: English

(30) Priority Data:  
60/411,304 16 September 2002 (16.09.2002) US  
60/411,305 16 September 2002 (16.09.2002) US

(84) Designated States (*regional*): ARIPO patent (GH, GM,  
KE, LS, MW, MZ, SD, SL, SZ, TZ, UG, ZM, ZW),  
Eurasian patent (AM, AZ, BY, KG, KZ, MD, RU, TJ, TM),  
European patent (AT, BE, BG, CH, CY, CZ, DE, DK, EE,  
ES, FI, FR, GB, GR, HU, IE, IT, LU, MC, NL, PT, RO,  
SE, SI, SK, TR), OAPI patent (BF, BJ, CF, CG, CI, CM,  
GA, GN, GQ, GW, ML, MR, NE, SN, TD, TG).

(71) Applicant (*for all designated States except US*): **SEPRACOR, INC.** [US/US]; 84 Waterford Drive, Marlborough,  
MA 01752-7010 (US).

**Published:**

- *with international search report*
- *before the expiration of the time limit for amending the claims and to be republished in the event of receipt of amendments*

(72) Inventors; and  
(75) Inventors/Applicants (*for US only*): **JERUSSI, Thomas, P.** [US/US]; 19 Garvey Road, Farmingham, MA 01701 (US). **FANG, Qun, Kevin** [US/US]; 35 Atwood Street, Wellesley, MA 02482 (US). **CURRIE, Mark** [US/US]; 18 Hall Avenue, Sterling, MA 01564 (US).

*For two-letter codes and other abbreviations, refer to the "Guidance Notes on Codes and Abbreviations" appearing at the beginning of each regular issue of the PCT Gazette.*

(54) Title: TREATMENT OF CNS DISORDERS WITH *TRANS* 4-(3,4-DICHLOROPHENYL)-1,2,3,4-TETRAHYDRO-1-NAPHTHALENAMINE AND ITS FORMAMIDE

(57) Abstract: Treatment of CNS disorders with (1*R*,4*S*)-*trans* 4-(3,4-dichlorophenyl)-1,2,3,4-tetrahydro-1-naphthalenamine; and (1*S*,4*R*)-*trans* 4-(3,4-dichlorophenyl)-1,2,3,4-tetrahydro-1-naphthalenamine is disclosed. A process for preparing 4-(3,4-dichlorophenyl)-1,2,3,4-tetrahydro-1-naphthalenamine is also disclosed. The process includes the preparation of all four isomers of *N*-[4-(3,4-dichlorophenyl)-1,2,3,4-tetrahydronaphthalen-1-yl]formamide, which are also useful.



WO 2004/024669 A1

TREATMENT OF CNS DISORDERS WITH *trans*  
4-(3,4-DICHLOROPHENYL)-1,2,3,4-TETRAHYDRO-1-NAPTHALENAMINE  
AND ITS FORMAMIDE

5

Field of the Invention

[001] The present invention relates to methods of treating central nervous system (CNS) disorders using (1*R*,4*S*)-*trans* 4(3,4-dichlorophenyl)-1,2,3,4-tetrahydro-1-naphthalenamine; (1*S*,4*R*)-*trans* 4-(3,4-dichlorophenyl)-1,2,3,4-tetrahydro-1-naphthalenamine and the four isomers of *N*-[4-(3,4-dichlorophenyl)-1,2,3,4-tetrahydronaphthalen-1-yl] formamide.

10

Definition

In the specification the term "comprising" shall be understood to have a broad meaning similar to the term "including" and will be understood to imply the inclusion of a stated integer or step or group of integers or steps but not the exclusion of any other integer or step or group of integers or steps. This definition also applies to variations on the term "comprising" such as "comprise" and "comprises".

15

20

Background of the Invention

[002] Clinicians recognize a distinction among central nervous system illnesses, and there have been many schemes for categorizing mental disorders. The *Diagnostic and Statistical Manual of Mental Disorders, Fourth Ed., Text Revision*, (hereinafter, the "DSM-IV-TR™"), published by the American Psychiatric Association, and incorporated herein by reference, provides a standard diagnostic system upon which persons of skill rely. According to the framework of the DSM-IV-TR™, the CNS disorders of Axis I include: disorders diagnosed in childhood (such as, for example, attention deficit disorder or "ADD" and attention deficit/hyperactivity disorder or "ADHD") and disorders diagnosed in adulthood. CNS disorders diagnosed in adulthood include (1) schizophrenia and psychotic disorders; (2) cognitive disorders;

25

30

(3) mood disorders; (4) anxiety related disorders; (5) eating disorders; (6) substance related disorders; (7) personality disorders; and (8) “disorders not yet included” in the scheme.

**[003]** Of particular interest to the present invention are adulthood disorders of DSM-IV-TR™ categories (1) through (7) and sexual disorders, currently classified in category (8). Mood disorders of particular interest include depression, seasonal affective disorder and bipolar disorder. Anxiety related disorders of particular interest are agoraphobia, generalized anxiety disorder, phobic anxiety, obsessive compulsive disorder (OCD), panic disorder, acute stress disorder, posttraumatic stress disorder, premenstrual syndrome, social phobia, chronic fatigue disorder, perimenopause, menopause and male menopause.

**[004]** In general, treatment for psychoses, such as schizophrenia, for example, is quite different than treatment for mood disorders. While psychoses are treated with D<sub>2</sub> antagonists such as olanzapine (the “typical” and “atypical” antipsychotics), mood disorders are treated with drugs that inhibit the neuronal reuptake of monoamines, in particular, serotonin (5-HT), norepinephrine (NE) and dopamine (DA).

**[005]** Common therapeutic agents for mood disorders include, but are not limited to, selective serotonin reuptake inhibitors (SSRI's), including fluoxetine, citalopram, nefazodone, fluvoxamine, paroxetine, and sertraline.

**[006]** Sertraline, whose chemical name (1S,4S)-*cis* 4-(3,4-dichlorophenyl)-1,2,3,4-tetrahydro-N-methyl-1-naphthalenamine, is approved for the treatment of depression by the United States Food and Drug Administration, and is available under the trade name ZOLOFT® (Pfizer Inc., NY, NY, USA). In the

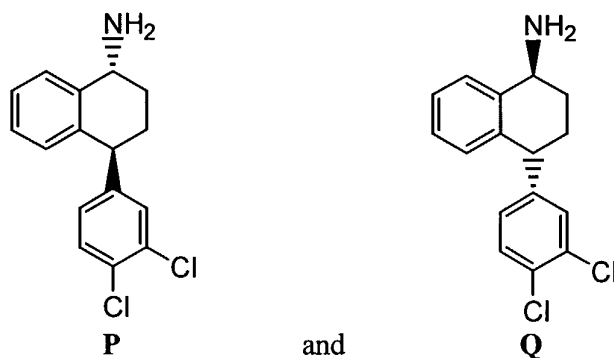
human subject, sertraline has been shown to be metabolized to (1S,4S)-*cis* 4-(3,4-dichlorophenyl)-1,2,3,4-tetrahydro-1-naphthalenamine, also known as desmethylsertraline or norsertraline. Desmethylsertraline has been described as “not contributing significantly to the serotonergic action of sertraline” Ronfield *et al.*, *Clinical Pharmacokinetics*, 32:22-30 (1997). Reports from Hamelin *et al.*, *Clinical Pharmacology & Therapeutics*, 60:512 (1996) and Serebruany *et al.*, *Pharmacological Research*, 43:453-461 (2001), have stated that norsertraline is “neurologically inactive”. These statements appear to be based on results observed in serotonin-induced syndrome and ptosis in mouse models *in vivo*, whereas the original Pfizer research papers suggested on the basis of data *in vitro* that desmethylsertraline was a selective serotonin uptake inhibitor. Koe *et al.*, *JPET*, 226:686-700 (1983). Sanchez *et al.*, *Cellular and Molecular Neurobiology*, 19: 467 (1999), speculated that despite its lower potency, desmethylsertraline might play a role in the therapeutic effects of sertraline but, there is presently no evidence in the literature to support this theory.

[007] The primary clinical use of sertraline is in the treatment of depression. In addition, United States Patent 4,981,870 discloses and claims the use of sertraline and norsertraline, as well as (1R,4S)-*trans* 4-(3,4-dichlorophenyl)-1,2,3,4-tetrahydro-N-methyl-1-naphthalenamine and (1S,4R)-*trans* 4-(3,4-dichlorophenyl)-1,2,3,4-tetrahydro-N-methyl-1-naphthalenamine for the treatment of psychoses, psoriasis, rheumatoid arthritis and inflammation. The receptor pharmacology of the individual (1S,4R) and (1R,4S) enantiomers of *trans* 4-(3,4-dichlorophenyl)-1,2,3,4-tetrahydro-N-methyl-1-naphthalenamine is described by Welch *et al.*, *J. Med. Chem.*, 27:1508-1515 (1984).

### Summary of the Invention

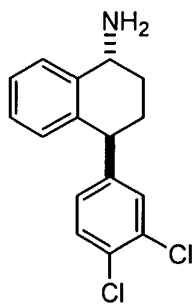
[008] It has now been discovered that (1*R*,4*S*)-*trans* 4-(3,4-dichlorophenyl)-1,2,3,4-tetrahydro-1-naphthalenamine (**P**) and (1*S*,4*R*)-*trans* 4-(3,4-dichlorophenyl)-1,2,3,4-tetrahydro-1-naphthalenamine (**Q**) are useful in the treatment of CNS-related disorders that are modulated by monoamine activity, and produce diminished side effects as compared to the current standards of treatment. Treatable CNS disorders include, but are not limited to, mood disorders (*e.g.*, depression), anxiety disorders (*e.g.*, OCD), behavioral disorders (*e.g.*, ADD and ADHD), eating disorders, substance abuse disorders and sexual function disorders. The compounds are also useful for the prophylaxis of migraine.

[009] Compounds **P** and **Q** are represented by the formulae:



[0010] In one aspect, the present invention relates to a method for treating CNS disorders, which involves the administration of a therapeutically effective amount of **P** or **Q**, or a pharmaceutically acceptable salt of either.

[0011] In another aspect, the invention relates to *trans*- 4-(3,4-dichlorophenyl)-1,2,3,4-tetrahydro-1-naphthalenamine of the formula (**PQ**):



(PQ)

[0012] In another aspect, the invention relates to a process for preparing 4-(3,4-dichlorophenyl)-1,2,3,4-tetrahydro-1-naphthalenamine, which involves:

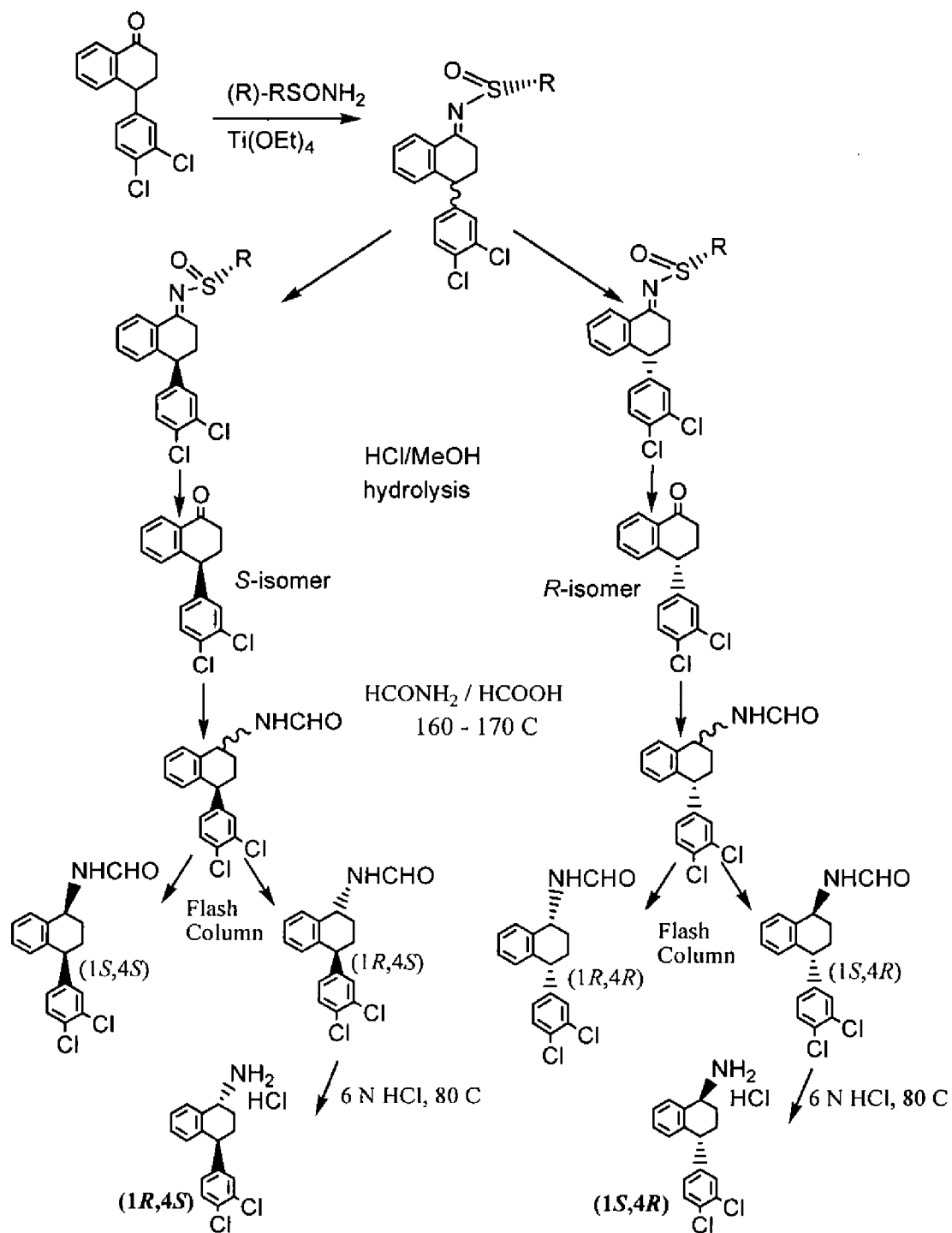
- (a) reacting 4-(3,4-dichlorophenyl)-3,4-dihydro-1-naphthalenone with an excess of formic acid and formamide to provide N-[4-(3,4-dichloro phenyl)-1,2,3,4-tetrahydronaphthalen-1-yl]formamide; and
- (b) hydrolyzing the N-[4-(3,4-dichlorophenyl)-1,2,3,4-tetrahydro naphthalen-1-yl]formamide with aqueous acid, and thereby yielding 4-(3,4-dichlorophenyl)-1,2,3,4-tetrahydro-1-naphthalenamine.

#### Detailed Description of the Invention

[0013] The present invention provides several embodiments of a method for treating one or more CNS disorders. The method encompasses administering pure **P** or pure **Q**, or any mixture thereof. Administration of either compound or any combination thereof, including the racemic mixture of *trans* isomers, results in a broad therapeutic profile and avoidance of side effects that are associated with an imbalance among the distribution of activity between norepinephrine, serotonin and dopamine receptors.

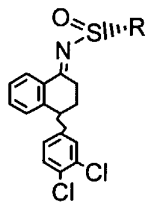
[0014] Preparation of compounds of the present invention is illustrated below in Scheme 1 and its accompanying narrative.

Scheme 1





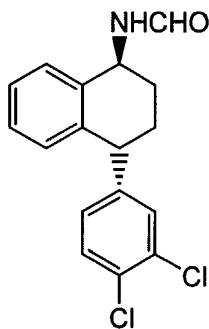
[0015] In the compound



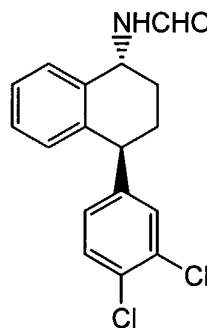
of Scheme 1,

R is  $\begin{matrix} R^1 \\ \diagup \\ R^2 \\ \diagdown \\ R^3 \end{matrix}$ , wherein  $R^1$ ,  $R^2$  and  $R^3$  are each independently alkyl. In a preferred embodiment of the compounds, R is *tert*-butyl.

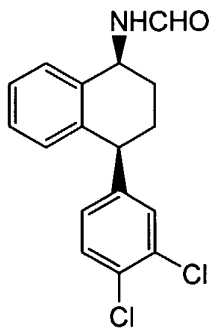
[0016] *N*-[4-(3,4-dichlorophenyl)-1,2,3,4-tetrahydronaphthalen-1-yl]formamide, the intermediate in the synthesis shown in Scheme 1, exists in four stereoisomeric forms:



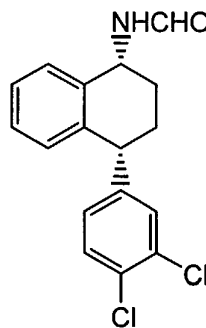
A (1S,4R)



B (1R,4S)



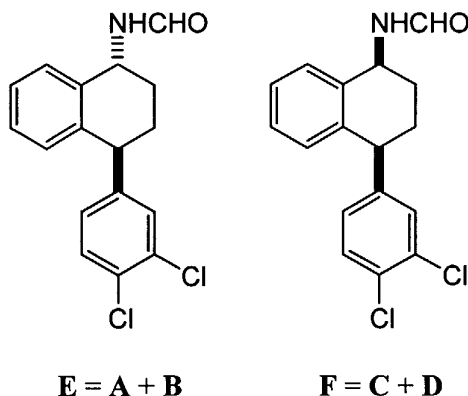
C (1S,4S)



D (1R,4R)

[0017] When *N*-[4-(3,4-dichlorophenyl)-1,2,3,4-tetrahydronaphthalen-1-yl]formamide is synthesized from achiral starting materials via non-stereoselective syntheses, all four isomers will be produced. The mixture can be readily separated into a racemic *cis* diastereomer and a racemic *trans* diastereomer by means, such as recrystallization or chromatography on achiral media, that rely on chemical and physical differences.

[0018] The *trans* diastereomer, represented as **E** below, is a 1:1 mixture of **A** and **B**. When **E** is hydrolyzed, **PQ** is produced; when **A** is hydrolyzed, **P** is produced; when **B** is hydrolyzed, **Q** is produced. The *cis* diastereomer, represented as **F** below, is a 1:1 mix of **C** and **D**.



[0019] The graphic representations of racemic, ambiscalemic and scalemic or enantiomerically pure compounds used herein are taken from Maehr, *J. Chem. Ed.*, 62:114-120 (1985): solid and broken wedges are used to denote the absolute configuration of a chiral element; wavy lines indicate disavowal of any stereochemical implication which the bond it represents could generate; solid and broken bold lines are geometric descriptors indicating the relative configuration shown but not implying any absolute stereochemistry; and wedge outlines and dotted or broken lines denote enantiomerically pure compounds of indeterminate absolute configuration.

[0020] Thus, formula **PQ** above indicates any mixture of the individual isomers **P** and **Q**, which share the *trans* relative configuration. Clearly, the most convenient mixture is the 1:1 racemate. When a single enantiomer is to be employed, it is preferred that the mixture include greater than 90% of the desired enantiomer, more preferably greater than 95%, and most preferably, greater than 98%. The percentages refer to the optical purity of the single enantiomer.

[0021] According to the present invention a therapeutically effective amount of *N*-[4-(3,4-dichlorophenyl)-1,2,3,4-tetrahydronaphthalen-1-yl]formamide, which may be a pure isomer or a mixture of any or all of **A**, **B**, **C** and **D**, may also be administered to a person a need of therapy

[0022] Disorders treatable with the compounds of the present invention include, but are not limited to: depression, bipolar disorder, chronic fatigue disorder, seasonal affective disorder, agoraphobia, generalized anxiety disorder, phobic anxiety, obsessive compulsive disorder (OCD), panic disorder, acute stress disorder, social phobia, posttraumatic stress disorder, premenstrual syndrome, menopause, perimenopause and male menopause.

[0023] Depression, for example, is characterized by changes in mood, and by feelings of intense sadness or pessimistic worry. Symptoms include insomnia, anorexia, CNS slowing, as well as a loss of drive, enthusiasm, and libido.

[0024] Studies have shown that an increase in body monoamine levels, especially an increase in the level of norepinephrine, appears to reduce the symptoms associated with the aforementioned disorders. Thus, the compounds of the present invention are believed to provide their therapeutic activity by simultaneously blocking the reuptake of norepinephrine, serotonin and dopamine.

[0025] In addition to their beneficial therapeutic effects, compounds of the present invention provide the additional benefit of avoiding one or more of the adverse effects associated with conventional mood disorder treatments. Such side effects include, for example, insomnia, breast pain, weight gain, extrapyramidal symptoms, elevated serum prolactin levels and sexual dysfunction (including decreased libido, ejaculatory dysfunction and anorgasmia).

[0026] The compounds of the present invention are also effective for treating disruptive behavior disorders, such as attention deficit disorder (ADD) and attention deficit disorder / hyperactivity (ADHD), which is in accordance with its accepted meaning in the art, as provided in the DSM-IV-TR™. These disorders are defined as affecting one's behavior resulting in inappropriate actions in learning and social situations. Although most commonly occurring during childhood, disruptive behavior disorders may also occur in adulthood.

[0027] The term ADD, as used herein, includes both attention deficit disorder and attention deficit / hyperactivity disorder (ADHD), and is used in accordance with its accepted meaning in the art, which is defined in the DSM-IV-TR™. Accordingly, as used herein, the term attention deficit disorder includes ADHD: DSM-IV-TR™ categories 314.xx (which includes 314.01, 314.00 and 314.9); conduct disorder: DSM-IV-TR™ categories 312.xx (which includes 312.81, 312.82 and 312.89, as well as 312.9 - disruptive behavior disorder); and oppositional defiant disorder: DSM-IV-TR™ category 313.81. The skilled artisan will recognize that there are alternate nomenclatures, nosologies, and classification systems for pathological conditions and that these systems evolve with medical scientific progress.

**[0028]** Methylphenidate (RITALIN® ; Novartis Pharmaceuticals Corporation, East Hanover, NJ, USA) is typically the drug of choice for the treatment and/or prevention of ADD. Tricyclic antidepressants (such as, for example, imipramine), caffeine, dextroamphetamine, and other psychostimulants (such as, for example, pemoline) are less preferred alternatives to methylphenidate. Common side effects of methylphenidate include sleep disturbances, depression or sadness, headache, stomachache, suppression of appetite, elevated blood pressure, and, with large continuous doses, a reduction of growth. Accordingly, alternate means of treating or preventing attention deficit disorders would be of great benefit. Due to their strong dopaminergic component, compounds of the present invention not only provide effective treatment of disruptive behavior disorders, but also, avoid many of the adverse effects associated with conventional treatments.

**[0029]** The term “treating” when used in connection with the foregoing disorders means amelioration, prevention or relief from the symptoms and / or effects associated with these disorders and includes the prophylactic administration of a compound of formula **P** or **Q**, a mixture thereof, or a pharmaceutically acceptable salt of either, to substantially diminish the likelihood or seriousness of the condition.

**[0030]** Compounds of the present invention are also effective for treating eating disorders. Eating disorders are defined as a disorder of one’s appetite or eating habits or of inappropriate somatotype visualization. Eating disorders include, but are not limited to, anorexia nervosa; bulimia nervosa, obesity and cachexia.

**[0031]** Compounds of the invention are also effective for treating cerebral function disorders. The term cerebral function disorder, as used herein, includes cerebral function disorders involving intellectual deficits, and may be

exemplified by senile dementia, Alzheimer's type dementia, memory loss, amnesia / amnesic syndrome, epilepsy, disturbances of consciousness, coma, lowering of attention, speech disorders, Parkinson's disease and autism.

[0032] The compounds of formulae **P** and **Q** are also effective for treating sexual dysfunction in both males and females. Disorders of this type include, for example, erectile dysfunction and orgasmic dysfunction related to clitoral disturbances.

Compounds of the present invention are also useful in the treatment of substance abuse, including for example addiction to cocaine, heroin, nicotine, alcohol, anxiolytic and hypnotic drugs, cannabis (marijuana), amphetamines, hallucinogens, phenylcyclidine, volatile solvents, and volatile nitrites. Nicotine addiction includes nicotine addiction of all known forms, such as, for example, nicotine addiction resulting from cigarette, cigar and / or pipe smoking, as well as addiction resulting from tobacco chewing. In this respect, due to their activity as norepinephrine and dopamine uptake inhibitors, the compounds of the present invention function in a manner similar to that of bupropion (ZYBAN®, GlaxoSmithKline, Research Triangle Park, NC, USA), by reducing the craving for the nicotine stimulus. As a benefit beyond the therapeutic activity of bupropion, however, the compounds of the present invention provide an additional serotonergic component.

[0033] Compounds of the present invention are also effective in the prophylaxis of migraine

[0034] The magnitude of a prophylactic or therapeutic dose of a compound of formula **A-F**, **P** or **Q** will vary with the nature and severity of the condition to be treated and the route of administration. The dose, and perhaps the dose frequency, will also vary according to the age, body weight and response of

the individual patient. In general, the total daily dose ranges of compounds of the present invention will be from about 25 mg per day to about 1000 mg per day, preferably about 100 mg per day to about 600 mg per day, in single or divided doses.

[0035] It is further recommended that children, patients over 65 years old, and those with impaired renal or hepatic function, initially receive low doses and that the dosage be titrated based on individual responses and blood levels. It may be necessary to use dosages outside these ranges in some cases, as will be apparent to those in the art. Further, it is noted that the clinician or treating physician knows how and when to interrupt, adjust or terminate therapy in conjunction with individual patient's response.

[0036] Any suitable route of administration may be employed. For example, oral, rectal, intranasal, and parenteral (including subcutaneous, intramuscular, and intravenous) routes may be employed. Dosage forms can include tablets, troches, dispersions, suspensions, solutions, capsules and patches.

[0037] Pharmaceutical compositions of the present invention include as active ingredient, a single compound, or a mixture of compounds, of formula **A-F**, **P** or **Q**, or a pharmaceutically acceptable salt of **P** or **Q**, together with a pharmaceutically acceptable carrier and, optionally, with other therapeutic ingredients.

[0038] The term "pharmaceutically acceptable salt thereof" refers to salts prepared from pharmaceutically acceptable non-toxic acids including inorganic acids and organic acids. Exemplary acids that form pharmaceutically acceptable salts with the amines of the invention, and that may be used in the compositions of the present invention are acetic acid, benzenesulfonic (besylate) acid, benzoic acid, isethionic acid, camphorsulfonic acid, citric acid,

ethenesulfonic acid, fumaric acid, gluconic acid, glutamic acid, hydrobromic acid, hydrochloric acid, lactic acid, maleic acid, malic acid, mandelic acid, methanesulfonic acid, mucic acid, nitric acid, pamoic acid, pantothenic acid, phosphoric acid, succinic acid, sulfuric acid, *p*-toluenesulfonic acid and tartaric acid. The hydrochloric acid salt is particularly preferred.

[0039] Compositions suitable for oral, rectal, and parenteral administration are encompassed by the present invention. A preferred route of administration is oral. The compositions may be conveniently presented in unit dosage form and prepared by any of the methods well known in the art of pharmacy. Preferred unit dosage formulations are those containing a therapeutically effective dose, or an appropriate fraction thereof, of the active ingredient(s).

[0040] The compositions of the present invention will also include a pharmaceutically acceptable carrier. The carrier may take a wide variety of forms, depending on the route desired for administration, for example, oral or parenteral (including intravenous). In preparing the composition for oral dosage form, any of the usual pharmaceutical media may be employed, such as, water, glycols, oils, alcohols, flavoring agents, preservatives, and coloring agents in the case of oral liquid preparation, including suspension, elixirs and solutions. Carriers such as starches, sugars, microcrystalline cellulose, diluents, granulating agents, lubricants, binders and disintegrating agents may be used in the case of oral solid preparations such as powders, capsules and caplets, with the solid oral preparation being preferred over the liquid preparations. Preferred solid oral preparations are tablets or capsules, because of their ease of administration. If desired, tablets may be coated by a standard aqueous or nonaqueous techniques. Oral and parenteral sustained release dosage forms may also be used.



[0041] Oral syrups, as well as other oral liquid formulations, are well known to those skilled in the art, and general methods for preparing them are found in any standard pharmacy school textbook, for example Remington: The Science and Practice of Pharmacy. Chapter 86 of the 19th edition of Remington entitled "Solutions, Emulsions, Suspensions and Extracts" describes in complete detail the preparation of syrups (pages 1503-1505) and other oral liquids.

[0042] Similarly, sustained release formulation is well known in the art, and Chapter 94 of the same reference, entitled "Sustained-Release Drug Delivery Systems," describes the more common types of oral and parenteral sustained-release dosage forms (pages 1660-1675.) The relevant disclosure of each of these chapters is incorporated herein by reference. Because they reduce peak plasma concentrations, as compared to conventional oral dosage forms, controlled release dosage forms are particularly useful for providing therapeutic plasma concentrations while avoiding the side effects associated with high peak plasma concentrations that occur with conventional dosage forms.

[0043] Synthesis of 2-methyl-propane-2-sulfinic acid [4-(3,4-dichlorophenyl)-1,2,3,4-tetrahydro-naphthalen-y-yl]-amide (tetralone *t*-butanesulfinimine): To a solution of 4-((3,4-dichlorophenyl)-3,4-dihydro-1-naphthalenone (12 g) in THF (40 mL) was added (*R*)-*t*-butanesulfinamide (5.2 g) and Ti(OEt)<sub>4</sub> (85 mL 20%) in EtOH. The reaction mixture was heated to 60°C for 13 h. The reaction mixture was cooled to rt, and poured into a brine solution (100 mL) with stirring. The suspension was then added to EtOAc (300 mL) and stirred for 10 min. The suspension was filtered and the filtrate was concentrated to ca 50 mL. One hundred milliliters of EtOAc was added and the organic phase was separated and concentrated to give a crude reaction mixture. The final products were isolated from the crude products by careful flash column

chromatography using EtOAc and hexane (3:7 to 1:1) to give ca 3 g starting ketone, and (1*R*,4*S*)-4-(3,4-dichlorophenyl)-3,4-dihydro-1-naphthalenone *tert*-butanesulfinimine (2.5 g, first product) as an oil that solidified on standing. <sup>1</sup>H NMR (CDCl<sub>3</sub>) δ 1.33 (s, 9H), 2.10-2.20 (m, 1H), 2.28-2.38 (m, 1H), 2.88-2.98 (m, 1H), 3.34-3.44 (m, 1H), 4.12-4.24 (m, 1H), 6.84-6.88 (m, 2H), 7.20 (s, 1H), 7.25-7.40 (m, 3H), 8.22-8.28 (m, 1H). The other product (1*R*,4*R*)-4-(3,4-dichloro phenyl)-3-4-dihydro-1-naphthalenone *tert*-butanesulfinimine (3.0 g, second product, lower R<sub>f</sub>) was isolated also as an oil that solidified on standing. <sup>1</sup>H NMR (CDCl<sub>3</sub>) δ 1.34 (s, 9H), 2.05-2.18 (m, 1H), 2.28-2.38 (m, 1H), 3.15-3.25 (m, 2H), 4.16-4.22 (m, 1H), 6.84-6.88 (m, 2H), 7.20 (s, 1H), 7.25-7.40 (m, 3H), 8.22-8.28 (m, 1H).

**[0044]** Synthesis of (*R*)-4-(3,4-dichlorophenyl)-3,4-dihydro-1-naphthalenone: (1*R*,4*R*)-4-(3,4-dichlorophenyl)-3,4-dihydro-1-naphthalenone *tert*-butanesulfinimine (3.0 g, second product) was dissolved in MeOH (20 mL) and concentrated HCl (4 mL) at rt. The reaction mixture was stirred at rt to give a suspension. It was filtered and the solids were washed with hexane to give 1.2 g product. The enantiomeric purity was determined to be >99.3% by HPLC analysis with a ChiralPak AS 10μm, 4.6 x 250 mm, Hexane/IPA (90:10), UV 220 nm, *R*-isomer 8.23 min. *S*-isomer 12.25 min. <sup>1</sup>H NMR (CDCl<sub>3</sub>) δ 2.20-2.32 (m, 1H), 2.42-2.53 (m, 1H), 2.57-2.78 (m, 2H), 4.28 (dd = 4.6, 8.1 Hz, 1H), 6.95 (dd, J=2.1, 7.6 Hz, 2H), 7.23 (d J = 2.0 Hz, 1H), 7.37-7.50 (m, 3H), 8.13 (d, J=7.6 Hz, 1H). [α] = -66° (c = 1, acetone).

**[0045]** Synthesis of (*S*)-4-(3,4-dichlorophenyl)-3,4-dihydro-1-naphthalenone The previous procedure was used, starting from (1*R*,4*S*)-4-(3,4-dichlorophenyl)-3,4-dihydro-1-naphthalenone *tert*-butanesulfinimine. 1.7 g of product (>99% ee) was obtained. [α] = + 62 (c = 1, acetone). <sup>1</sup>H NMR spectrum of the product is the same as that of its enantiomer.

**[0046]** Synthesis of (1*S*,4*R*) and (1*R*,4*R*)-N-[4-(3,4-dichlorophenyl)-1,2,3,4-tetrahydro-naphthalen-1-yl]-formamide: (*R*)-4-(3,4-dichlorophenyl)-3,4-dihydro-1-naphthalenone (1.2 g) was added formic acid (3 mL) and formamide (3 mL). The reaction mixture was heated to 160-165° C for 15 h under nitrogen atmosphere. The reaction mixture was cooled to rt and decanted the solvent. The residue solids was passed through flash column using EtOAc:Hexane (3:7 to 1:1) to give the (1*R*,4*R*)-formamide (400 mg, first spot), and the (1*S*,4*R*)-formamide (360 mg). <sup>1</sup>H NMR of the first product [(1*R*,4*R*)-isomer]: (CDCl<sub>3</sub>) δ 1.80-2.10 (m, 3H), 2.10-2.20 (m, 1H), 4.00-4.10 (m, 1H), 5.22-5.30 (m, 1H), 6.10-6.20 (m, 1H), 6.80-6.90 (M, 1H), 6.90-6.96 (m, 1H), 7.10-7.40 (m, 5H), 8.22 (s, 1H). M<sup>+</sup>320. <sup>1</sup>H NMR of the second product [(1*S*,4*R*)-isomer: δ 1.64-1.90 (m, 2H), 2.10-2.28 (m, 2H), 4.10 (m, 1H), 5.38-5.42 (m, 1H), 5.82-6.05 (m, 1H), 6.80-6.90 (m, 2H), 7.10-40 (m, 5H), 8.28 (s, 1H). Mass Spec. M<sup>+</sup> 320.

**[0047]** Synthesis of (1*S*,4*R*)-*trans* 4-(3,4-dichlorophenyl)-1,2,3,4-tetrahydro-1-naphthalenamine HCl: (1*S*,4*R*) formamide (ca 300 mg) was dissolved in MeOH (5 mL) followed by addition of 6N HCl (6 mL). The reaction mixture was heated to 80°C for 2 h. The reaction mixture was cooled to rt for 1 h and filtered to collect the solid. It was washed with acetone (3 mL) and dried to give the product (280 mg). Enantiomeric purity was determined to be >99.8% by HPLC analysis with a ChiralPak AD 10 μm, 4.6 x 250 mm, Hexane/IPA/DEA (99:1:0.1), UV 220 nm, (1*R*,4*S*)-isomer, 11.00 min. (1*S*,4*R*)-isomer 11.70 min [α] = -51° (C = 1, MeOH). <sup>1</sup>H NMR (CD<sub>3</sub>OD) δ 1.86-1.97 (m, 2H), 2.20-2.42 (m, 2H), 4.30 (broad s, 1H), 4.67 (broad s, 1H), 4.87 (s, 3H), 6.95-6.99 (m, 2H), 7.18 (s, 1H), 7.28-7.50 (m, m, 4H). M<sup>+</sup> 293.

[0048] Synthesis of (1*R*,4*S*)-*trans* 4-(3,4-dichlorophenyl)-1,2,3,4-tetrahydro-1-naphthalenamine HCl: It was obtained similarly from (1*R*,4*S*) formamide with HCl hydrolysis. Ee of the product is >99.8% based on HPLC analysis with a ChiralPak AD 10 $\mu$ m, 4.6 x 250 mm, Hexane/IPA/DEA (99:1:0.1), UV 220 nm, (1*R*,4*S*)-isomer 11.00 min. (1*S*,4*R*)-isomer 11.70 min.

[0049] Synthesis of (1*R*,4*R*)-*cis* 4-(3,4-dichlorophenyl)-1,2,3,4-tetrahydro-1-naphthalenamine HCl: It was obtained similarly from (1*R*,4*R*) formamide with HCl hydrolysis. Enantiomeric purity was determined to be 96.8% by HPLC analysis with a ChiralPak AD 10  $\mu$ m, 4.6 x 250 mm, Hexane/IPA/DES (99:1:0.1), UV 220 nm, (1*R*,4*R*)-isomer 11.84 min. (1*S*,4*S*)-isomer 9.80 min. <sup>1</sup>H NMR (CD<sub>3</sub>OD)  $\delta$  1.96-2.26 (m, 4H), 4.14-4.22 (m, 1H), 4.54-4.63 (m, 1H), 4.87 (s, 3H), 7.88-7.94 (m, 1H), 7.18-7.20 (m, 1H), 7.30-7.50 (m, 5H). Mass Spec M<sup>+</sup> 292.

[0050] Synthesis of (1*S*,4*S*)-*cis* 4-(3,4-dichlorophenyl)-1,2,3,4-tetrahydro-1-naphthalenamine HCl: It was obtained similarly from (1*S*,4*S*) formamide. Ee of the product was 98.5% by HPLC analysis. <sup>1</sup>H NMR spectrum is the same as the enantiomer. Mass Spec M<sup>+</sup> 292.

[0051] The compounds of the invention were tested for their inhibition of functional uptake of serotonin (5-HT), norepinephrine (NE), or dopamine (DA), in synaptosomes prepared from rat whole brain, hypothalamus, or corpus striatum, respectively. Compounds were tested initially at 10  $\mu$ M in duplicate, and if  $\geq 50\%$  inhibition of uptake was observed, they were tested further at 10 different concentrations in duplicate in order to obtain full inhibition curves. IC<sub>50</sub> values (concentration inhibiting control activity by 50%) were then determined by nonlinear regression analysis of the inhibition curves and tabulated below.

## EXPERIMENTAL CONDITIONS FOR MONOAMINE UPTAKE ASSAYS

### Serotonin functional uptake assay

[0052] Characterization of serotonin uptake is performed using synaptosomes isolated in a 0.32M sucrose buffer from a male Wistar rat cortex. The uptake of radiolabelled serotonin by synaptosomes (100 µg of proteins/point) is allowed by incubating them in a deep well for 15 min at 37°C in presence of test compounds and [<sup>3</sup>H]5-hydroxytryptamine (0.1µCi/point).

[0053] Synaptosomes and [<sup>3</sup>H]5-hydroxytryptamine are prepared in a Krebs buffer pH 7.4 containing 25 mM NaHCO<sub>3</sub>, 11 mM glucose and 50 µM ascorbic acid. This incubation buffer is oxygenated during 5 minutes before incubation. Basal control is incubated for 15 minutes at 4°C in order to avoid any uptake. Following this incubation the uptake is stopped by filtration through an “unifilter 96-wells GFB Packard plate” washed with Krebs buffer containing 25 mM NaHCO<sub>3</sub> in order to eliminate the free [<sup>3</sup>H]5-hydroxytryptamine. The radioactivity associated to the synaptosomes retained onto the unifilter corresponding to the uptake is then measured with a microplate scintillation counter Topcount, Packard using a scintillation liquid microscint 0, Packard.

[0054] The reference compound is imipramine tested at 10 concentrations ranging from 10<sup>-11</sup> M to 10<sup>-5</sup> M in order to obtain an IC<sub>50</sub> value. See, Perovics and Müller, “Pharmacological profile of hypericum extract: effect on serotonin uptake by postsynaptic receptors,” *Arzeim. Forsch. / Drug Res.*, 45:1145-1148 (1995).

### Dopamine functional uptake assay

[0055] Characterization of dopamine uptake is performed using synaptosomes isolated at Cerep in a 0.32 M sucrose buffer from a male Wistar rat striatum.

The uptake of radiolabelled dopamine by synaptosomes (20 µg of proteins/point) is allowed by incubating them for 15 minutes at 37°C in presence of test compounds and [<sup>3</sup>H]-dopamine (0.1µCi/point). The experiment is performed in a deep well. Synaptosomes and [<sup>3</sup>H]-dopamine are prepared in a Krebs buffer pH 7.4 containing 25 mM NaHCO<sub>3</sub>, 11 mM glucose and 50 µM ascorbic acid. This incubation buffer is oxygenated during 5 minutes before incubation. Basal control is incubated for 15 minutes at 4°C in order to avoid any uptake. Following this incubation the uptake is stopped by filtration through an "unifilter 96-wells GFB Packard plate" washed with Krebs buffer containing 25 mM NaHCO<sub>3</sub> in order to eliminate free [<sup>3</sup>H]-dopamine. The radioactivity associated to the synaptosomes retained onto the unifilter corresponding to the uptake is then measured with a microplate scintillation counter Topcount, Packard using a scintillation liquid microscint 0, Packard. The reference compound is GRB12909 tested at 8 concentrations ranging from 10<sup>-11</sup> M to 10<sup>-6</sup> M in order to obtain an IC<sub>50</sub> value. *See*, Jankowsky *et al.*, "Characterization of sodium-dependent [<sup>3</sup>H]GBR-12935 binding in brain: a radioligand for selective labeling of the dopamine transport complex," *J. Neurochem*, 46:1272-1276 (1986).

#### Norepinephrine functional uptake assay

**[0056]** Characterization of norepinephrine uptake is performed using synaptosomes isolated at Cerep in a 0.32 M sucrose buffer from a male Wistar rat hypothalamus. The uptake of radiolabeled norepinephrine by synaptosomes (100 µg of proteins/point) is allowed by incubating them for 20 minutes at 37°C in presence of test compounds and [<sup>3</sup>H]-norepinephrine (0.1µCi/point). The experiment is performed in a deep well.

**[0057]** Synaptosomes and [<sup>3</sup>H]-norepinephrine are prepared in a Krebs buffer pH 7.4 containing 25 mM NaHCO<sub>3</sub>, 11 mM glucose and 50 µM ascorbic acid.

This incubation buffer is oxygenated during 5 minutes before incubation. Basal control is incubated for 20 minutes at 4°C in order to avoid any uptake. Following this incubation the uptake is stopped by filtration through an “unifilter 96-wells GFB “Packard plate washed with Krebs buffer containing 25 mM NaHCO<sub>3</sub> in order to eliminate the free [<sup>3</sup>H]-norepinephrine. The radioactivity associated to the synaptosomes retained onto the unifilter corresponding to the uptake is then measured with a microplate scintillation counter Topcount, Packard using a scintillation liquid microscint 0, Packard.

[0058] The reference compound is imipramine tested at 13 concentrations ranging from 10<sup>-11</sup> M to 10<sup>-5</sup> M in order to obtain an IC<sub>50</sub> value. *See*, Perovics and Müller, “Pharmacological profile of hypericum extract: effect on serotonin uptake by postsynaptic receptors,” *Arzeim. Forsch. / Drug Res.*, 45:1145-1148 (1995). The results of the monoamine uptake assays are provided in Table 1.

Table 1  
IC<sub>50</sub> Values (μM) for Compounds of the Invention  
in Functional Monoamine Uptake Assays

	5-HT	NE	DA
sertraline	0.0016	0.31	0.048
<b>P</b>	0.0077	0.0096	0.0064
<b>Q</b>	0.088	0.035	0.019
<b>P + Q</b>	0.041	0.0088	0.0071
imipramine (standard)	0.054 / 0.051	—	—
protriptyline (standard)	—	0.0036	—
GBR 12909 (standard)	—	—	0.0028 / 0.0051 / 0.0034

/ separates multiple determinations

— <50% inhibition

[0059] As shown in Table 1, **P** and **Q** exhibit similar inhibitory potency on the neuronal uptake of NE, DA, and 5HT. Currently, the therapeutic approach to treating affective disorders in man is the selective inhibition of a single monoamine uptake mechanism or the dual inhibition of two of these molecular targets. The equipotent inhibition of the neuronal uptake of NE, DA and 5HT provides the clinician with the ability to more effectively treat affective disorders and eating disorders by elevating all of the monoamine levels in the brain simultaneously and over the same dose-range without the need to titrate separate drugs. For those CNS disorders that are presently treated with dopaminergic, norepinephrine or mixed DA-NE uptake inhibitors (e.g. OCD, ADD, ADHD, sexual dysfunction and substance abuse), the equipotent inhibition of the neuronal uptake of NE, DA and 5HT provides more effective treatment by adding the serotonergic effect.

[0060] The results of the monoamine uptake assays for compounds **A-F** are provided in Table 2.

Table 2  
IC<sub>50</sub> Values (μM) for Formamides **A-F**  
in Functional Monoamine Uptake Assays

<i>N</i> -[4-(3,4-dichlorophenyl)-1,2,3,4-tetrahydronaphthalen-1-yl]formamide	5-HT	NE	DA
( <i>R,S</i> / <i>S,R</i> ) <i>trans</i> = <b>E</b> = <b>A</b> + <b>B</b>	7.5	0.40	0.51
( <i>R,R/S,S</i> ) <i>cis</i> = <b>F</b> = <b>C</b> + <b>D</b>	-----	3.9	0.53
bupropion (positive control)		0.611	0.294
sertraline (positive control)	0.0016	0.31	0.048
Imipramine (standard)	0.054/0.051		
Protriptyline (standard)		0.0036	
GBR 12909 (standard)			0.0028/0.0051/0.0034

/ separates multiple determinations

empty cell indicates <50% inhibition



[0061] As shown in Table 2, the diastereomeric *cis* and *trans* *N*-[4-(3,4-dichlorophenyl)-1,2,3,4-tetrahydronaphthalen-1-yl]formamide exhibit therapeutically useful inhibitory potency on neuronal uptake of dopamine. The *trans* diastereomer also exhibits a reasonable inhibitory potency on neuronal uptake of norepinephrine.

[0062]

Table 3

Effect of Intraperitoneal Administration of (*R,S* / *S,R*) *N*-[4-(3,4-dichlorophenyl)-1,2,3,4-tetrahydronaphthalen-1-yl]formamide (*E*) in the Behavioral Despair Test in Mice (N = 10)

Compound	Vehicle	Imipramine 10 mg/kg	E 10 mg/kg	E 50 mg/kg
Immobility Duration (sec.)	188	64	50	0
	183	28	59	15
	167	156	162	0
	199	98	131	98
	174	0	22	34
	158	0	167	59
	124	63	58	25
	157	30	135	63
	179	56	122	0
	222	116	164	15
Mean ± sem	175 8	61 16	107 17	31 10
Dunnett	P < 0.05	*	*	*

Vehicle = 1% methylcellulose

\* indicates a significant difference vs vehicle for P < 0.05 (Dunnett test)

[0063] Exemplary pharmaceutical formulations of the present invention include:

Tablets - Composition per unit dosage	
<b>P</b>	25 mg
Croscarmellose	60 mg
colloidal silicon dioxide	8 mg
magnesium stearate	1 mg
microcrystalline cellulose	190 mg
Croscarmellose	15 mg
Talc	10 mg

Total	534 mg
-------	--------

[0064] The **P** (or other compound of the invention) and silicon dioxide are dry mixed, the first portion of croscarmellose is added and the mixture is further dry mixed. The magnesium stearate is added, dry mixed and the mixture is run through a roller compactor and mill. The resulting dry granulate is mixed with the remaining three ingredients and compressed into tablets.

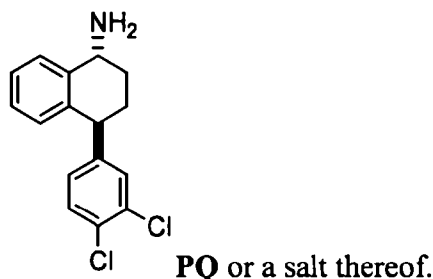
Powder-filled Capsules - Composition per unit dosage	
<b>P</b>	200 mg
Lactose	250 mg
Corn starch	60 mg
magnesium stearate	5 mg
Total	515 mg

[0065] The **P**, lactose and cornstarch, in the proportions shown above, are blended until uniform and then the magnesium stearate is blended into the resulting powder, which is sieved and filled into suitably sized, two-piece, hard gelatin capsules using conventional machinery. Other doses may be prepared by altering the fill weight and, if necessary, changing the capsule size to suit.

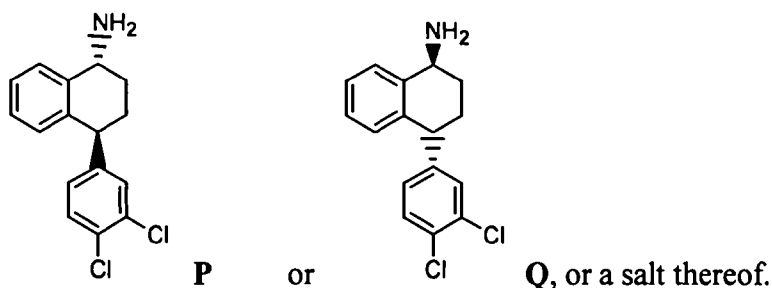
[0066] Pharmaceutical formulations of the formamides **A-F** may be prepared in similar fashion.

## THE CLAIMS DEFINING THE INVENTION ARE AS FOLLOWS:

1. A compound of formula PQ:



2. A compound according to claim 1, of formula P or Q:



3. (1*S*,4*R*)-*N*-[4-(3,4-dichlorophenyl)-1,2,3,4-tetrahydro-1-naphthalenamine according to claim 1, or a salt thereof.

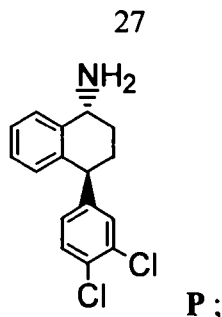
4. (1*R*,4*S*)-*N*-[4-(3,4-dichlorophenyl)-1,2,3,4-tetrahydro-1-naphthalenamine according to claim 1, or a salt thereof.

5. A pharmaceutical composition comprising a pharmaceutically acceptable carrier and a compound, or salt thereof according to any of claims 1 to 4.

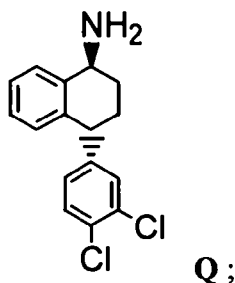
6. A tablet or capsule according to claim 5.

7. A method for treating CNS disorders in a human, the method comprising administering to a person in need of treatment for a CNS disorder, a therapeutically effective amount of:

- (a) (1*R*,4*S*)-*trans* 4-(3,4-dichlorophenyl)-1,2,3,4-tetrahydro-1-naphthalenamine



- (b) (1*S*,4*R*)-*trans* 4-(3,4-dichlorophenyl)-1,2,3,4-tetrahydro-1-naphthalenamine



- 5 (c) a mixture of **P** and **Q**; or  
(d) a pharmaceutically acceptable salt thereof.

8. The method according to claim 7, wherein the CNS disorder is a mood disorder.

10

9. The method according to claim 8, wherein the mood disorder is depression.

10. The method according to claim 7, wherein the CNS disorder is anxiety-related disorder.

15

11. The method according to claim 10, wherein the anxiety-related disorder is obsessive compulsive disorder.

12. The method according to claim 7, wherein the CNS disorder is a disruptive  
20 behavior disorder selected from the group consisting of attention deficit disorder (ADD) and attention deficit / hyperactivity disorder (ADHD).

13. The method according to claim 7, wherein the CNS disorder is a sexual dysfunction.

25

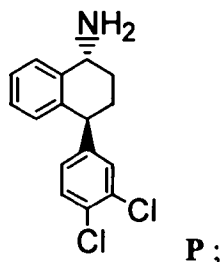
14. The method according to claim 7, wherein the CNS disorder is a substance abuse disorder.

15. The method according to claim 7, wherein the CNS disorder is an eating disorder.

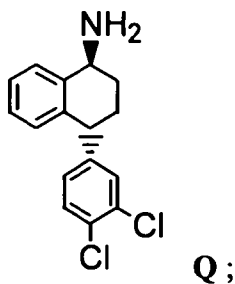
16. The method according to claim 7, wherein the CNS disorder is Parkinson's disease.

10 17. A method for the prophylaxis of migraine in a human, the method comprising administering to a person at risk or in need of therapy for a migraine, a therapeutically effective amount of a compound chosen from:

(a) (1*R*,4*S*)-*trans* 4-(3,4-dichlorophenyl)-1,2,3,4-tetrahydro-1-naphthalenamine



(b) (1*S*,4*R*)-*trans* 4-(3,4-dichlorophenyl)-1,2,3,4-tetrahydro-1-naphthalenamine



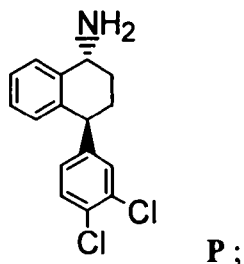
(c) a mixture of **P** and **Q**; and

(d) a pharmaceutically acceptable salt thereof.

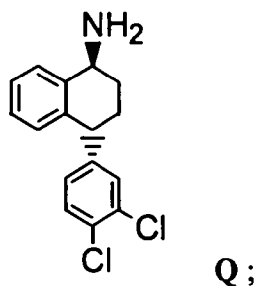
18. A method for treating psychoses in a human, the method comprising administering to a person in need of treatment for a psychoses, a therapeutically effective amount of:

29

- (a) (1*R*,4*S*)-*trans* 4-(3,4-dichlorophenyl)-1,2,3,4-tetrahydro-1-naphthalenamine



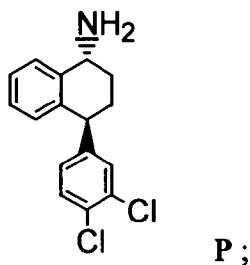
- (b) (1*S*,4*R*)-*trans* 4-(3,4-dichlorophenyl)-1,2,3,4-tetrahydro-1-naphthalenamine



- (c) a mixture of **P** and **Q** ; or  
(d) a pharmaceutically acceptable salt thereof.

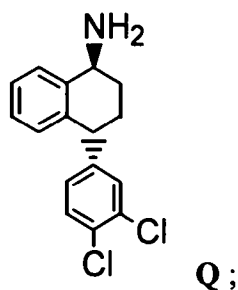
10 19. A method for treating psychoses in a human, the method comprising administering to a person in need of treatment for a psychoses, a therapeutically effective amount of:

- (a) (1*R*,4*S*)-*trans* 4-(3,4-dichlorophenyl)-1,2,3,4-tetrahydro-1-naphthalenamine



- (b) (1*S*,4*R*)-*trans* 4-(3,4-dichlorophenyl)-1,2,3,4-tetrahydro-1-naphthalenamine

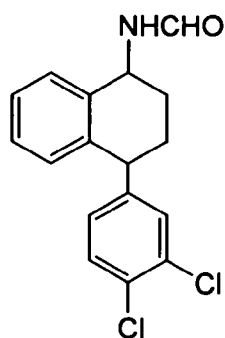
30



- (c) a mixture of **P** and **Q** ; or  
 (d) a pharmaceutically acceptable salt thereof, together with  
 (e) a therapeutically effective amount of an additional  
 antipsychotic agent, or a pharmaceutically acceptable salt thereof.

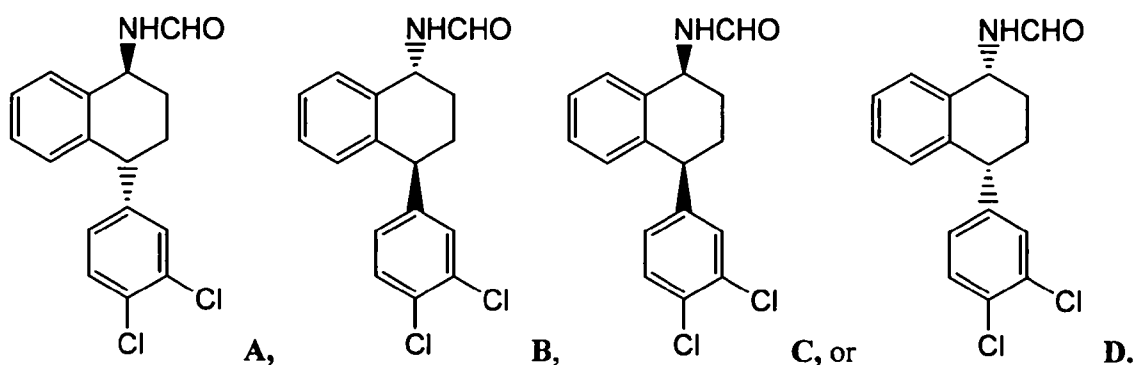
5

20. A compound of formula:



10

21. A compound according to claim 20, of formula **A**, **B**, **C**, or **D**:



15

22. A pharmaceutical composition comprising a pharmaceutically acceptable carrier and a compound according to claim 20 or claim 21.



23. A method for treating CNS disorders in a human, the method comprising administering to a person in need of treatment for a CNS disorder, a therapeutically effective amount of *N*-[4-(3,4-dichlorophenyl)-1,2,3,4-tetrahydronaphthalen-1-yl]formamide.

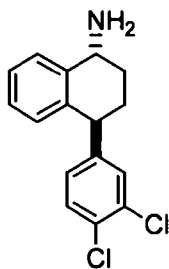
5

24. (1*S*,4*R*)-*N*-[4-(3,4-dichlorophenyl)-1,2,3,4-tetrahydro-1-naphthalenamine hydrochloride according to claim 1.

25. (1*R*,4*S*)-*N*-[4-(3,4-dichlorophenyl)-1,2,3,4-tetrahydro-1-naphthalenamine hydrochloride according to claim 1.

10

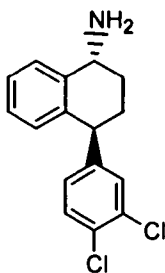
26. A method for treating cerebral function disorders, the method comprising administering to a person in need of treatment for a cerebral function disorder a therapeutically effective amount of compound of formula PQ:



15

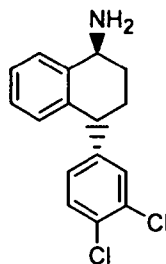
PQ, or a salt thereof.

27. A method according to claim 26, wherein the compound of formula PQ is selected from formula P or Q:



P

or



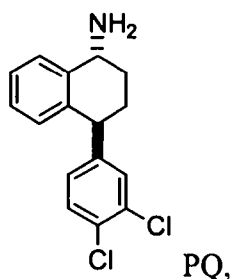
Q, or a salt thereof.

20

28. A method according to claim 26, wherein the compound of formula PQ is (1*S*,4*R*)-*N*-[4-(3,4-dichlorophenyl)-1,2,3,4-tetrahydro-1-naphthalenamine or a salt thereof.

25

29. A method according to claim 26, wherein the compound of formula PQ is (1*R*,4*S*)-*N*-[4-(3,4-dichlorophenyl)-1,2,3,4-tetrahydro-1-naphthalenamine or a salt thereof.
30. A method according to claim 26, wherein the compound of formula PQ is (1*S*,4*R*)-*N*-[4-(3,4-dichlorophenyl)-1,2,3,4-tetrahydro-1-naphthalenamine hydrochloride.
31. A method according to claim 26, wherein the compound of formula PQ is (1*R*,4*S*)-*N*-[4-(3,4-dichlorophenyl)-1,2,3,4-tetrahydro-1-naphthalenamine hydrochloride.
32. A method according to claim 26, wherein the cerebral function disorder is Alzheimer's type dementia.
33. A method of treating memory loss in a patient, said method comprising administering to said patient an amount of a compound of formula PQ:



or a salt thereof sufficient to reduce memory loss.

34. A method according to claim 33, wherein the compound of formula PQ is selected from formula P or Q:

