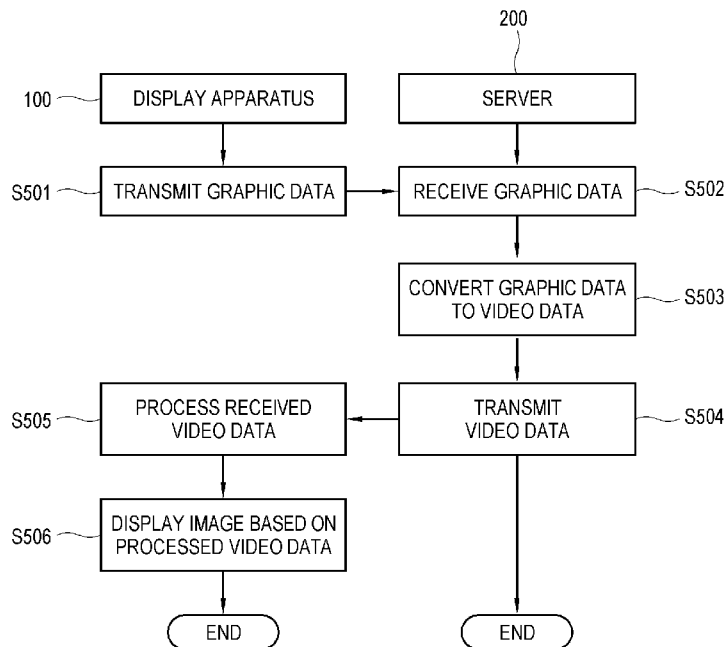




- (51) International Patent Classification:
H04N 7/01 (2006.01) H04N 21/81 (2011.01)
H04N 5/265 (2006.01)
- (21) International Application Number:
PCT/KR2019/017226
- (22) International Filing Date:
06 December 2019 (06.12.2019)
- (25) Filing Language: English
- (26) Publication Language: English
- (30) Priority Data:
10-2018-0158217 10 December 2018 (10.12.2018) KR
- (71) Applicant: SAMSUNG ELECTRONICS CO., LTD. [KR/KR]; 129, Samsung-ro, Yeongtong-gu, Suwon-si, Gyeonggi-do 16677 (KR).
- (72) Inventors: HA, Seongho; 129, Samsung-ro, Yeongtong-gu, Suwon-si, Gyeonggi-do 16677 (KR). KIM, Hoseon; 129, Samsung-ro, Yeongtong-gu, Suwon-si, Gyeonggi-do 16677 (KR).

- (74) Agent: HUH, Sung-Won et al.; 3rd Floor, Leaders Bldg., 63, Seochojungang-ro, Seocho-gu, Seoul 06651 (KR).
- (81) Designated States (unless otherwise indicated, for every kind of national protection available): AE, AG, AL, AM, AO, AT, AU, AZ, BA, BB, BG, BH, BN, BR, BW, BY, BZ, CA, CH, CL, CN, CO, CR, CU, CZ, DE, DJ, DK, DM, DO, DZ, EC, EE, EG, ES, FI, GB, GD, GE, GH, GM, GT, HN, HR, HU, ID, IL, IN, IR, IS, JO, JP, KE, KG, KH, KN, KP, KW, KZ, LA, LC, LK, LR, LS, LU, LY, MA, MD, ME, MG, MK, MN, MW, MX, MY, MZ, NA, NG, NI, NO, NZ, OM, PA, PE, PG, PH, PL, PT, QA, RO, RS, RU, RW, SA, SC, SD, SE, SG, SK, SL, SM, ST, SV, SY, TH, TJ, TM, TN, TR, TT, TZ, UA, UG, US, UZ, VC, VN, ZA, ZM, ZW.
- (84) Designated States (unless otherwise indicated, for every kind of regional protection available): ARIPO (BW, GH, GM, KE, LR, LS, MW, MZ, NA, RW, SD, SL, ST, SZ, TZ, UG, ZM, ZW), Eurasian (AM, AZ, BY, KG, KZ, RU, TJ, TM), European (AL, AT, BE, BG, CH, CY, CZ, DE, DK, EE, ES, FI, FR, GB, GR, HR, HU, IE, IS, IT, LT, LU, LV, MC, MK, MT, NL, NO, PL, PT, RO, RS, SE, SI, SK, SM,

(54) Title: DISPLAY APPARATUS AND CONTROL METHOD THEREOF



(57) Abstract: A display apparatus includes a display, a communicator configured to communicate with a server, and a processor. The processor is configured to control the communicator to transmit graphic data to be displayed on the display to the server, control the communicator to receive from the server video data into which the graphic data is converted, and process and display the received video data on the display.

WO 2020/122510 A1

TR), OAPI (BF, BJ, CF, CG, CI, CM, GA, GN, GQ, GW,
KM, ML, MR, NE, SN, TD, TG).

Published:

- *with international search report (Art. 21(3))*
- *before the expiration of the time limit for amending the claims and to be republished in the event of receipt of amendments (Rule 48.2(h))*

Description

Title of Invention: DISPLAY APPARATUS AND CONTROL METHOD THEREOF

Technical Field

- [1] The disclosure relates to a display apparatus and a control method thereof, and more particularly, to a display apparatus that processes and displays high resolution graphics, and a control method thereof.

Background Art

- [2] Recently, display apparatuses provided with high resolution panels are launched on the market. In particular, 8K televisions (TV) can provide a user with pictures having higher definition by four times than related art 4K TVs or ultrahigh definition (UHD) TVs.
- [3] In a case of videos, the related art 8K TVs may process the 8K resolution videos to be displayed. However, in the case of graphics, the related art 8K TVs support only up to 2K resolution and the 8K graphics are displayed in not original resolution but 2K resolution by the related art 8K TVs. Accordingly, a problem of the image quality degradation occurs in processing and displaying the graphics.

Disclosure of Invention

Technical Problem

- [4] According to embodiments of the disclosure, there is provided a display apparatus capable of displaying graphics of high resolution without image quality degradation.

Solution to Problem

- [5] In accordance with an aspect of the disclosure, there is provided a display apparatus including: a display; a communicator configured to communicate with a server; and a processor configured to: control the communicator to transmit graphic data to be displayed on the display to a server, control the communicator to receive from the server video data into which the graphic data is converted, and process and display the received video data on the display.
- [6] The processor may divide the graphic data to first graphic data and second graphic data, control the communicator to transmit the first graphic data to the server, and directly process and display the second graphic data on the display.
- [7] The processor may synthesize first video data received from the server with the second graphic data, and display the synthesized data on the display, wherein the first video data is converted from the first graphic data.
- [8] The second graphic data may be greater in a degree of change in an image than the first graphic data.

- [9] The received first video data may include video data converted from the graphic data after being upscaled in the server.
- [10] The processor may process the second graphic data without conversion into video data.
- [11] The processor may synthesize the video data received from the server with directly processed video data and display the synthesized data on the display.
- [12] The processor may include a graphics processor, and the graphics processor may directly process and display a partial region of the graphic data corresponding to a resolution processible by the graphics processor.
- [13] The processor may control graphic data, which is given for a remaining region other than the partial region corresponding to the resolution processible by the graphics processor, of the graphic data to be transmitted to the server.
- [14] The processor may receive video data, into which the graphic data of the remaining region is converted, from the server through the communicator, synthesize the received video data with the graphic data of the partial region directly processed by the graphics processor, and display synthesized data on the display.
- [15] In accordance with an aspect of the disclosure, there is provided a display apparatus including: a display; and a processor configured to convert graphic data to be displayed on the display into video data, and processes and displays the video data on the display.
- [16] In accordance with an aspect of the disclosure, there is provided a control method of a display apparatus including a display, the control method including: transmitting graphic data to be displayed on the display to a server; receiving from the server video data into which the graphic data is converted; and processing and displaying the received video data on the display.
- [17] The method may further include dividing the graphic data into first graphic data and second graphic data, transmitting the first graphic data to the server, and directly processing and displaying the second graphic data on the display.
- [18] The method may further include synthesizing first video data received from the server with the second graphic data, and displaying the synthesized data on the display.
- [19] The method may further include directly processing and displaying the second graphic data on the display includes processing the second graphic data without conversion to video data.
- [20] The method may further include synthesizing the video data received from the server with the directly processed video data and displaying the synthesized data on the display.
- [21] The method may further include directly processing and displaying graphic data, which is given for a partial region corresponding to a resolution processible by the

graphic data, of the graphic data by the graphics processor.

- [22] The method may further include controlling graphic data, which is given for a remaining region other than the partial region corresponding to the resolution processible by the graphics processor, of the graphic data to be transmitted to the server.

Advantageous Effects of Invention

- [23] According to the disclosure, it is possible to display graphics of high resolution without the image quality degradation.

Brief Description of Drawings

- [24] FIG. 1 is a view showing a display device and a server according to an embodiment;
- [25] FIG. 2 is a block diagram of the display apparatus and the server according to an embodiment;
- [26] FIG. 3 is a flowchart showing an operation of the display apparatus according to the related art;
- [27] FIG. 4 is a view showing an example of a process of the display device according to the related art;
- [28] FIG. 5 is a view showing an operation by a display device processing graphics according to an embodiment;
- [29] FIG. 6 is a schematic diagram showing an operation by the display device converting graphics to a video according to an embodiment;
- [30] FIGS. 7 and 8 are views showing an operation of the display device according to an embodiment;
- [31] FIGS. 9 and 10 are views showing an operation of the display device according to an embodiment;
- [32] FIG. 11 is a view showing an operation of the display device according to an embodiment; and
- [33] FIGS. 12 and 13 are views showing a display apparatus and an operation thereof according to an embodiment.

Best Mode for Carrying out the Invention

- [34] Below, certain embodiments will be described in detail with reference to accompanying drawings. In the drawings, like numerals or symbols refer to like elements having substantially the same function, and the size of each element may be exaggerated for clarity and convenience of description. However, the configurations and functions illustrated in the following embodiments are not construed as limiting the present inventive concept and the key configurations and functions. In the following descriptions, details about publicly known functions or features will be omitted when it is determined that they cloud the gist of the disclosure.
- [35] In the following embodiments, terms 'first', 'second', etc. are only used to distinguish

one element from another, and singular forms are intended to include plural forms unless otherwise mentioned contextually. In the following embodiments, it will be understood that terms 'comprise', 'include', 'have', etc. do not preclude the presence or addition of one or more other features, numbers, steps, operations, elements, components or combination thereof. In addition, a 'module' or a 'portion' may perform at least one function or operation, be achieved by hardware, software (S/W) or combination of hardware and software, and be modularized into at least one processor. Further, in the following embodiments, at least one among a plurality of elements refers to not only all of the plurality of elements but also each element among the plurality of elements excluding the other elements or a combination thereof. Further, the expression of "configured to (or set to)" may for example be replaced with "suitable for," "having the capacity to," "designed to," "adapted to," "made to," or "capable of" according to circumstances. Also, the expression of "configured to (or set to)" may not necessarily refer to only "specifically designed to" in terms of hardware. Instead, the "device configured to" may refer to "capable of" along with other devices or parts in a certain circumstance. For example, the phrase of "the processor configured to perform A, B, and C" may refer to a dedicated processor (e.g. an embedded processor) for performing the corresponding operations, or a generic-purpose processor (e.g. a central processing unit (CPU) or an application processor) for performing the corresponding operations by executing one or more software programs stored in a memory device.

[36] FIG. 1 shows a display apparatus according to an embodiment. The display apparatus 100 according to an embodiment may be a TV. Also, the display apparatus 100 according to an embodiment may be any apparatus being capable of displaying images of contents thereon, including an electronic picture frame, a digital billboard, a Large Format Display (LFD), a digital signage, a smart phone, a tablet, a mobile phone, a smart watch, a wearable device such as a Head-Mounted Display, a computer, a multimedia player, a smart refrigerator, etc. However, the display apparatus 100 is not limited thereto, and any apparatus being capable of displaying images may be used. Also, the disclosure is applicable to an image processing device which does not include a display. That is, the disclosure can be embodied in any apparatus being capable of processing and outputting an image even when the apparatus does not directly display the image thereon.

[37] The display apparatus 100 according to an embodiment is capable of performing communications with one or more servers 200. Specifically, the display apparatus 100 is capable of transmitting graphic data to the server 200, and receiving from the server 200 video data to which the transmitted graphic data is converted.

[38] FIG. 2 is a block diagram of the display apparatus according to an embodiment. The

display apparatus 100 according to an embodiment includes a display 101 and a processor 102. A configuration of the display apparatus 100 shown in FIG. 2 is only an example, and the display apparatus according to an embodiment may be embodied in another configuration. That is, another configuration may be added to the configuration of the display apparatus shown in FIG. 2 according to an embodiment, or a part of the configuration of the display apparatus shown in FIG. 2 may be excluded. In embodiments of the disclosure, each configuration may be embodied in at least one hardware and/or at least one software, or in a circuit or a chip.

[39] The display 101 is capable of displaying an image thereon. There are no limitations to the display 101. For example, the display 101 may be embodied in various display types such as a liquid crystal, a plasma, a light-emitting diode (LED), an organic light-emitting diode (OLED), a surface-conduction electron-emitter, a carbon nano-tube, a nano-crystal, etc. When the display is a liquid crystal, the display 101 includes a liquid crystal display panel, a backlight unit supplying light to the liquid crystal display panel, and a panel driving unit driving the liquid crystal display panel, etc. The display 101 may be an OLED panel, which is a self-emissive type without using a backlight unit.

[40] The processor 102 is capable of processing images. There is no limitation to the kinds of the processes for processing images performed by the processor 102. Image processing performed by the processor 102 may for example include de-multiplexing which classifies an input stream into sub-streams of image, audio, and appended data, decoding which is implemented corresponding to an image format of an image stream, de-interlacing which converts an interlaced-type image stream into a progressive-type one, scaling which adjusts an image stream to have a preset resolution, noise reduction to improve image quality, detail enhancement, frame refresh rate conversion, etc.

[41] The processor 102 may be provided in a single hardware or chip, or provided to include a plurality of hardware units or chips, each of which performs predetermined image processing. For example, the processor 102 may include a video processor 121 processing videos, a graphics processor 122 processing graphics, a mixer 123 mixing processed images, and a converter 124 converting graphics to videos. For the convenience of description, it can be explained that, although an operation is performed by the video or graphics processor according to the configuration of the display apparatus 100, the respective operation is performed by the processor 102.

[42] The processor 102 is capable of controlling operations of all the configurations of the display apparatus 100. The processor 102 may perform a program (or instruction) by which the control operation can be performed. In this case, the display apparatus 100 may further include a non-volatile memory at which the control program is installed, and a volatile memory at which at least a part of the installed control program is

loaded. Also, the control program as described above may be stored in any other electric appliance than the display apparatus 100.

[43] The control program may include a program or programs which are embodied in at least one of Basic Input/Output System (BIOS), a device driver, an operating system, firmware, a platform and an application program, i.e., an application. As an embodiment, the application program may be pre-installed or pre-stored in the display apparatus 100 when the display apparatus 100 is manufactured, or later installed in the display apparatus 100 in using the display apparatus 100, upon receiving data of the application program received externally and based on the received data. The data of the application program, for example, may be downloaded to the display apparatus 100 from an external server such as an application market, but there is no limitation in this regard. The processor 102 may be a device, an S/W module, a circuit, a chip, etc. or a combination thereof. Below, for the convenience of description, an operation performed by the processor 102 according to an embodiment with executing a control program will be described as an operation by the processor, without mentioning the control program.

[44] The processor 102 is, for example, capable of controlling the display 101 after processing an image so that the processed image can be displayed. FIG. 2 shows that the display apparatus 100 is configured to perform processing and control together in a single processor 102, which is only an example. The display apparatus 100 according to an embodiment may additionally include a control unit separate from a processing unit.

[45] The display apparatus 100 according to an embodiment may further include a signal receiver 103 and/or a communicator 104, i.e., a communication unit.

[46] The signal receiver 103 receives a video signal. The signal receiver 103 may be equipped with a tuner to receive a video signal in the same form as a broadcasting signal. The tuner is capable of tuning a broadcasting signal from any one of channels, which is selected by a user among a plurality of channels, to receive the signal. Also, the signal receiver 103 may receive a video signal from an external device such as a camera, a server, a universal serial bus (USB) storage, a digital versatile disc (DVD), a computer, etc.

[47] The communicator 104 is capable of communicating with an external device or a server 200 by a wire or wirelessly. For example, the communicator 104 may include a tuner, a set-top box, one or more processors or microprocessors, one or more communication interfaces, one or more transmitters, one or more receivers, etc. For example, at least one of the transmitters and at least one of the receivers may be combined in a transceiver. Accordingly, the communicator 104 may be embodied in a variety of different communication methods, besides a connection unit including a connector or

terminal for wire communication. For example, the communicator 104 may be configured to perform at least one of the communications such as Wi-Fi, Wi-Fi Direct, Ethernet, Bluetooth, Bluetooth Low Energy (BLE), a Serial Port Profile (SPP), Zigbee, infrared communication, Radio Control, Ultra-Wide Band (UWB), Wireless USB, Near Field Communication (NFC), etc. The communicator may be a device, an S/W module, a circuit, a chip, etc.

[48] The communicator 104 is capable of transmitting graphic data to the server 200, and receiving from the server 200 video data to which the graphic data is converted. In this regard, there is no limitation to the kinds of signal or data transmitted and received through the communicator 104. For example, the communicator 104 is capable of transmitting to or receiving from an external device or the server 200 a control signal or content data, and transmitting or receiving a video signal. Transmission and reception of a signal or data through the communicator 104 may be performed by control of the processor 102. Below, for the convenience of description, an operation performed by controlling the communicator 104 through the processor 102 according to an embodiment will be described as an operation by the communicator, without mentioning the processor 102, or as an operation by the processor 102, without mentioning the communicator 104.

[49] The "video" (hereinafter also referred to as "video data") means image data provided to correspond to each frame of a moving picture. The video is capable of storing values in a color space corresponding to each pixel, e.g., gray values and difference values, i.e., data values. Accordingly, the video might need a storage space having a size of 1.5 to 2 bytes per pixel. Meanwhile, "graphics" (hereinafter also referred to as "graphic data") generally means image data corresponding to those frames provided not for moving pictures. The graphics store Red, Green, Blue and Alpha values where values in a color space corresponding to each pixel are used, e.g., in the RGBA color space. Accordingly, the graphics might need a storage space of a size 4 bytes per pixel. The content of the graphic data may be a program guide, an advertisement, a value-added service (e.g., stock quotations, news services, etc.) displayed in connection with the video, and the displaying form thereof may appear in text, a stationary image, an interactive menu, a video stream, etc. However, the content and displaying form of the graphic data are not limited thereto.

[50] That is, graphics and a video are identical in that they are information indicating a single frame. However, they are different in color spaces used to indicate one frame, according to which they are different in format and size of the data corresponding to one pixel, further to one frame, that is, storage format. However, the kinds of the color space or the sizes of each pixel as described above are for the convenience of description, and the graphics and video according to the disclosure are not limited

thereto. In the disclosure, the video and graphics are substantially distinguished: In a case of the high resolution video, the display apparatus 100 of the disclosure is designed to directly process and then display the video in original resolution, and in case of the graphics, as the display apparatus 100 of the disclosure is designed to process the graphics in a predetermined resolution lower than the high-resolution described above, and high resolution graphics exceeding the predetermined resolution might not be directly processed and displayed in original resolution. For example, where the display apparatus 100 of the disclosure is a 8K TV, a 8K video can be processed and displayed in 8K resolution, whereas the display apparatus 100 designed to process and display the graphics only in up to 2K resolution is often available on the market. In that case, the 8K graphics cannot be processed and displayed in 8K resolution. In this aspect of operation, the video and the graphics can be distinguished from each other.

- [51] With reference to FIG. 3, an operation of the display apparatus according to the related art will be described below. The processor receives video data and/or graphic data (operation S301).
- [52] The processor having received the video data and/or graphic data processes the video data and/or the graphic data (operation S302), and displays an image based on the processed video data and/or graphic data (operation S303). That is, the processor of the display apparatus of the related art processes and displays video data as video data, and processes and displays graphic data as graphic data.
- [53] FIG. 4 is a view showing an example of specifying a process by which the display device according to the related art processes videos or graphic images. For the convenience of description, description will be made based on an example of processing graphic data corresponding to one frame.
- [54] Upon receiving graphic data corresponding to a predetermined frame, the processor of the display apparatus performs a decoding process on the received graphic data (operation S401). Based on the decoded graphic data, the processor generates raw data which indicates an image of the respective frame (operation S402). Thereafter, the processor performs a process to allow the image of the respective frame to be displayed on the display, based on the generated raw data.
- [55] In this case, in case of a 8K TV, it is possible to process a video up to 8K. However, 8K graphics cannot be processed and displayed in 8K resolution due to restriction on the hardware, etc. The processor may be designed to display graphic data of lower resolution, e.g., 2K or lower resolution, in original resolution. Referring back to FIG. 4, where 8K graphic data is received, the processor decodes the received graphic data (operation S401), from which raw data corresponding to 8K graphic data can be generated (operation S402). Thereafter, it is not possible to perform a process to

display the respective raw data on the display in original 8K resolution (operation S403), and the raw data can only be processed and displayed in 2K resolution. Accordingly, in the process of processing and displaying 8K raw data in 2K resolution, a part of the original raw data cannot be utilized and is deformed, thereby resulting in displaying the respective graphic data with degraded image quality on the display. Meanwhile, when 8K video is received, the processor decodes the received 8K video (operation S401). After generating the raw data corresponding to the 8K video (operation S402), the processor can perform a process to process and display the video on the display in original 8K resolution (operation S403).

[56] With reference to FIG. 5, in order to address this problem, the processor 102 of the disclosure converts graphics to videos and processes the videos.

[57] The processor 102 of the display apparatus 100 transmits graphic data to the server 200 (operation S501). A processor of the server having received the graphic data from the display apparatus 100 (operation S502) converts the received graphic data to video data (operation S503), and transmits the video data to the display apparatus 100 (operation S504). Upon receiving the video data transmitted by the server 200, the processor 102 of the display apparatus 100 processes the received video data (operation S505) and displays the video data on the display 101 (operation S506).

[58] In this case, conversion of the graphic data to the video or conversion of graphic data to video data can be performed using a color space conversion method, as schematically shown in FIG. 6. That is, as described above, graphic data and video data are different in color spaces used to indicate one frame, according to which they are different in format and size of the data corresponding to one pixel and one frame. Accordingly, the graphic data can be converted to video data by changing a color space where the graphic data uses to a color space where the video data uses. The color space conversion method may use various techniques or algorithms associated with the color space conversion, without any limitation thereto. The color space conversion may be performed by the server 200, by the processor 102 of the display apparatus 100, or by a converter 124 provided inside the display apparatus 100 or separately.

[59] Thus, the graphic data can be displayed without image quality degradation. For example, in case of displaying graphic data of 8K resolution on the related display apparatus, as the graphic data can only be processed up to 2K resolution according to the related art, the graphic data is finally displayed in 2K resolution although it has 8K resolution, generating image quality degradation. Meanwhile, according to an embodiment, the graphic data of 8K resolution is converted to video data of 8K resolution through the server, and the video data is transmitted back to the display apparatus 100. In this case, as the 8K video data can be directly processed by the 8K TV and displayed in original 8K resolution, different from the 8K graphic data, the 8K video

data is finally displayed on the display 101 in original 8K resolution. That is, the graphic data can be displayed without the image quality degradation.

[60] The video data having been received by the processor 102 of the display apparatus 100 may be video data converted after upscaling the graphic data at the server 200. For example, graphic data of 4K resolution is transmitted from the display apparatus 100. Upon receiving the 4K resolution graphic data, the server 200 can convert the 4K resolution graphic data to video data of 4K resolution that is the same as the resolution of the graphic data, or to video data after upscaling the 4K resolution graphic data to 8K resolution. In this case, there is no limitation to an upscaling method of the graphic data. As an exemplary example, the server 200 can upscale the graphic data by utilizing an artificial intelligence (AI) technique. Specifically, the server 200 is capable of determining resolution and/or image type of the received graphic data and upscaling the respective graphic data by using a model for learning an image processing technique most appropriate for the upscaling by use of machine learning or deep learning.

[61] In this way, even though graphic data of low resolution is input, the graphic data can be converted to have high resolution and then be displayed. Although the graphic data of high resolution might not be supported by the display apparatus, the graphic data of high resolution can be displayed without image quality degradation, according to embodiments.

[62] As described, in an embodiment, the display apparatus 100 transmits the graphic data itself to the server 200. However, there is no limitation thereto. For example, the processor 102 of the display apparatus 100 may transmit identification information on the respective graphic data to the server 200, instead of transmitting the graphic data to the server 200, and the server may acquire the graphic data based on the received identification information on the graphic data and convert the graphic data to video data, identify the graphic data corresponding to the respective identification information from the acquired graphic data and convert the graphic data to video data, or locate the video data which was previously converted for the respective graphic data in the server 200 and directly transmit the video data to the display apparatus 100.

[63] According to this, a time spent for communication between the display apparatus 100 and the server 200 and the amount of the communication data may be reduced.

[64] FIG. 7 is a view showing an operation of the display apparatus 100 according to an embodiment. The processor 102 of the display apparatus 100 according to an embodiment divides graphic data into first graphic data and second graphic data, transmits the first graphic data to the server, and directly processes and displays the second graphic data on the display 101. That is, the display apparatus 100 of an embodiment displays the second graphic data simultaneously with the first graphic data (converted

to video data).

[65] Referring to FIG. 7, the display apparatus 100 receives the first graphic data A of 8K resolution and a second graphic data B of 2K resolution. In a case of the first graphic data A of 8K resolution, the processor 102 of the display apparatus 100 converts the graphic data to the first video data of 8K through the server 200 (operation S701), and thereafter processes the first video data (operation S702), to be displayed. In case of the second graphic data B of 2K resolution, the processor 102 does not convert the second graphic data B to video data, but processes the second graphic data B as graphic data (operation S703), to be displayed. The first graphic data A converted and processed to 8K video data and the second graphic data B processed as graphic data are mixed by the processor 102 or a mixer 123 (operation S704) and then displayed together (operation S705). The mixer 123 may be included into the processor 102, as shown in FIG. 2, or may be separately provided. As an example, the processor 102 synthesizes a first video data to which the first graphic data is converted with the second graphic data, thereby allowing the second graphic data overlaid over the first video data to be displayed. Alternatively, the processor 102 may display the second graphic data in parallel with the first video data, not to be overlaid with the second graphic data.

[66] Where the processor 102 displays the second graphic data to be overlaid over the first video data, as the resolution of the first video data is higher than that of the second graphic data, the second graphic data can be displayed at various positions over the first video data, without any limitation. That is, the processor 102 is capable of displaying the second graphic data at various positions over the first video data. Alternatively, the processor 102 separately receives position information on a position at which the second graphic data is displayed over the first video data, and on this basis, is capable of displaying the second graphic data over the first video data. Likewise, the above description is applicable to a case where the processor 102 displays the second graphic data in parallel with the first video data without being overlaid thereover.

[67] According to this, the graphic data of higher resolution can be displayed simultaneously with another graphic data of lower resolution, without image quality degradation of the high resolution graphic data. As an example, a case where the first graphic data has a higher resolution than the second graphic data has been described above. However, an embodiment is not limited thereto, and can be applied to a case where the resolution of the first graphic data is lower than that of the second graphic data.

[68] The second graphic data according to an embodiment may have a greater degree of change in image than the first graphic data. Here, "the degree of change in image is great" means that a change between a series of images or image frames provided to the

display apparatus is great. Accordingly, when the degree of change in image of the second graphic data is greater than that of the first graphic data, this means that a change between a series of graphic image frames provided to the display apparatus 100, including the second graphic data, is greater than a change between a series of the graphic image frames provided to the display apparatus 100, including the first graphic data. For example, the first graphic data is mainly used as a background image of the display 101. Meanwhile, in graphic data, where the second graphic data represents information continuously changed, such as time information, weather information, current execution program information, etc. or includes information whose content is updated in real time, the degree of change in image of the second graphic data may be greater than that of the first graphic data. The degree of change in image of the graphic data can be computed by various methods. For example, differences in each pixel value between a predetermined number of graphic frames are added, or the measured values may be used as values indicating a degree of change in image, using techniques associated with motion detection as known to those skilled in the art.

[69] Where the second graphic data has a greater degree of change in image, the second graphic data is treated as equally as the first graphic data. Accordingly, when a process of converting each graphic data to video data is performed, delay may occur in displaying an image because of the time taken in converting the graphic data to the video data. When this delay becomes to such a degree that can be perceived by a user, inconvenience may be experienced by the user who is using the display apparatus 100. For example, as will be described below with reference to FIG. 9, where a second video data C is displayed together with the second graphic data B and they should coincide with each other in sync because there is interrelationship between information displayed by the second graphic data B and information displayed by the second video data C, when delay is generated to such a degree that the synch with the second video C is dislocated as conversion of the second graphic data B into video data is performed, inconvenience may be experienced by the user. However, where the second graphic data is greater in the degree of change in image than the first graphic data, a problem that the user is given inconvenience due to time delay can be prevented by allowing the second graphic data not to pass through conversion of the graphic data to video data.

[70] According to this, the graphic data of high resolution is displayed without image quality degradation thereof, and simultaneously graphic data having a great change degree of image can be displayed without inconvenience due to delay.

[71] The second graphic data may be graphic data provided through a source, device or channel separate from the first graphic data, or may be acquired from a partial region of the first graphic data. That is, a part or a partial region of the first graphic data may

be processed similarly to that of the second graphic data described above.

- [72] With reference to FIG. 8, reference numeral 800 indicates an example of certain pieces of first graphics. The processor 102 selects a part or a partial region of the first graphic data as second graphic data and processes the respective part or region as graphic data, not performing conversion of the respective part or region to video data, whereas the processor 102 may convert only the other part or region of the first graphic data to video data and process the video data.
- [73] In selecting a part or partial region in the first graphic data as second graphic data, the processor 102 may select the second graphic data, referring to the degree of change in image of the predetermined part. That is, a part having a degree of change in image relatively greater in the first graphic data is processed as second graphic data, without conversion to video data, and the other part is converted to video data and then processed, so that the processed video data can be displayed on the display 101.
- [74] The operations S701 to S705 described above with reference to FIG. 7 are applicable to the operations S801, S802, S803, S804, and S805 respectively performed for the first graphic data and the second graphic data respectively after a part of the first graphic data is selected as second graphic data.
- [75] In this regard, one graphic data is processed by dividing the graphic data into a part to be converted to video data and the other part not to be converted depending upon the content or nature thereof. Accordingly, the high resolution graphic data can be displayed without image quality degradation and simultaneously mitigate the time delay generated according to the conversion.
- [76] FIGS. 9 and 10 show an operation of a display apparatus 100 according to an embodiment. The processor 102 of the display apparatus according to an embodiment further includes a second video processor 125. The processor 102 displays on the display 101 an image based on the first video data converted based on the first graphic data and received from the server and second video data obtained from another source and directly processed by the second video processor 125. That is, the display apparatus 100 of an embodiment is capable of displaying another video data simultaneously with the video data to which the graphic data is converted by the server 200. For example, the display apparatus 100 may further include a second video processor 125 to process the second video data.
- [77] Referring to FIG. 9, the first graphic data A of 8K resolution, second graphic data of 2K resolution, and second video data C of 4K resolution are received by the display apparatus 100. In operations S901, S902, and S903, the processor 102 of the display apparatus 100 according to an embodiment processes the first graphic data A and the second graphic data B as described above with reference to FIG. 7 or 8. With respect to the second video data C, the processor 102 is capable of directly processing the second

video data C as video data (operation S904). In this case, the first graphic data A processed after being converted to the first video data 202 with a resolution of 8K, the second graphic data B processed as graphic data, and the second video data C processed as video data may be subjected to a mixing process by a processor 102 or a mixer 123 (operation S905) and then together displayed on the display 101 (operation S906), for example, in an overlapping manner, in parallel, or on two or more separate screens. The resolutions of the first graphic data, the second graphic data, and the second video data as described herein are merely exemplary, respective graphic data and video data are not limited to those resolutions, and there is no limitation even in relations between the respective resolutions.

[78] With reference to FIG. 10, first graphic data A of 8K resolution is first identified as graphic data having a first resolution by the graphics processor 122. Thereafter, the first graphic data A is transmitted to the server 200, and converted to the first video data by the server 200. Thereafter, the first video data is processed by the video processor 121, e.g., a first video processor. Alternatively, the first graphic data A may be transmitted directly to the server 200, not through the graphics processor 122.

[79] Next, second graphic data B is processed directly by the graphics processor 122.

[80] The second video data C is transmitted to and processed by the second video processor 125.

[81] The first video data, the second graphic data B, and the second video data C, which are processed by the video processor 121, the graphics processor 122, and the second video processor 125, respectively, are transmitted to the mixer 123 and processed so as to be simultaneously displayed, and thereafter transmitted to and displayed on the display 101.

[82] According to this, it is possible to display graphic data and video data having high resolution simultaneously, without image quality degradation of the high resolution graphic data.

[83] FIG. 11 is a view showing an operation of the display apparatus 100 according to an embodiment. The processor 102 of the display apparatus 100 according to an embodiment allows the graphics processor 122 to directly process and display graphic data for a partial region corresponding to a resolution that can be processed by the graphics processor 122 with respect to the graphic data. That is, the display apparatus 100 of an embodiment does not transmit to the server 200 a partial region corresponding to a resolution that can be processed by the graphics processor 122 of the display apparatus 100, so that the graphic data can be directly processed and displayed, without conversion to the video data.

[84] Further, the processor 102 can control the graphic data so that the remaining region thereof other than a partial region corresponding to a resolution that can be processed

by the graphics processor 122 as graphic data can be transmitted to the server 200. Also, the processor 102 receives from the communicator 104 the video data to which the graphic data of the remaining region is converted, synthesizes the same with the graphic data of the partial region directly processed by the graphics processor 122, and displays the synthesized data on the display 101.

[85] An example that a partial region of the graphic data is directly processed by the graphics processor 122 of the display apparatus 100 and the remaining region is transmitted to the server 200 and converted to video data has been described above. However, an embodiment is not limited thereto. For example, with respect to two graphic data sets different from each other, the processor 102 of the display apparatus 100 according to an embodiment allows the graphics processor 122 of the display apparatus 100 to directly process one graphic data (hereinafter referred to as "the third graphic data"), and transmits the other graphic data (hereinafter referred to as "the first graphic data") to the server 200 so as to be converted to the video data. In this case, the third graphic data may be graphic data having a greater degree of change in image than the first graphic data, but an embodiment is not limited thereto.

[86] Also, the processor 102 of the display apparatus according to an embodiment does not directly process the entirety of the third graphic data, but may directly process the third graphic data only with respect to a partial region corresponding to a resolution that can be processed by the graphics processor 122. For example, where two 8K graphic data sets are received, the graphic data having a relatively small degree of change in image between the two graphic data sets may correspond to the first graphic data and is thus converted to and processed as video data, whereas the other graphic data having a relatively great degree of change in image may correspond to the third graphic data and is thus not converted to video data but processed as graphic data. However, the third graphic data having a relatively great degree of change in image is processed within the limit of the resolution that the display apparatus 100 can process as graphic data, e.g., by selecting and processing a region corresponding to 2K resolution.

[87] With reference to FIG. 11, the first graphic data and the third graphic data, both of which have 8K resolution, and the third graphic data has a greater degree of change in image than the first graphic data. The processor 102 of the display apparatus 100 according to an embodiment converts the first graphic data to 8K video data through the server 200 (operation S1101) and processes the video data, e.g., the first video data (operation S1102). Meanwhile, with respect to the third graphic data, the processor 102 selects a partial region of the third graphic corresponding to 2K resolution and performs graphic processing for the respective region (operation S1103). Thereafter, the processor 102 performs mixing processing of the video data and the graphic data,

both of which have been processed (operation S1104), and displays the processed image on the display 101 (operation S1105).

[88] According to this, even where two high resolution graphic data are received, the two graphic data can be displayed without image quality degradation, and even the graphic data having a greater degree of change in image can be displayed without causing any inconvenience due to delay.

[89] According to an embodiment, there is no limitation to a method that the processor 102 selects a partial region of one graphic data that is directly processed by the graphics processor 122 of the display apparatus 100. As an example, the processor 102 may select an arbitrary region in the third graphic data, which corresponds to a resolution that can be processed by the graphics processor 122, e.g., 2K resolution. As another example, the processor 102 may select a part at which the degree of change in image is relatively great in the third graphic as a region corresponding to the 2K resolution. The part at which the degree of change in image is relative great in the third graphic may mean a part at which any change in the content of that information often occurs. This also may mean that the part might need continued attention by the user. Accordingly, where the part at which the degree of change in an image is relatively great is selected, processed and displayed, this may be effective in displaying information useful to the user without omission or delay.

[90] An embodiment has been described above that an operation of converting the graphic data to video data is performed through a server. However, this disclosure is not limited thereto. For example, an operation of converting the graphic data to video data may be directly performed in the display apparatus 100 as in FIG. 12. The conversion of the graphic data to video may be performed by the processor 102 of the display apparatus or a converter 124. With reference to FIG. 13, the processor 102 of the display apparatus 100 converts graphic data to be displayed on the display to video data, e.g., the first video data (operation S1301). The content as described thus far is also applicable to a specific method to convert graphic data to video data. The processor 102 processes the video data (operation S1302). Then, the processor 102 displays a processed image (operation S1303). According to this, as an operation to convert the graphic data to video data is directly performed in the display apparatus, quicker processing is available. Additionally, embodiments described above, e.g., with respect to the processing and displaying of the second video data, the second graphic data, and the partial region of the graphic data, are equally applicable here.

[91] Although a few embodiments have been shown and described, it will be appreciated by those skilled in the art that changes may be made in these embodiments without departing from the principles and spirit of the disclosure, the scope of which is defined in the appended claims and their equivalents.

Claims

- [Claim 1] A display apparatus comprising:
a display;
a communicator configured to communicate with a server; and
a processor configured to:
control the communicator to transmit at least a portion of graphic data to be displayed on the display to the server,
control the communicator to receive from the server video data into which the at least the portion of the graphic data has been converted by the server, and
process and display the received video data on the display.
- [Claim 2] The display apparatus according to claim 1, wherein the processor is further configured to:
divide the graphic data into first graphic data and second graphic data, the at least the portion of the graphic data being the first graphic data,
control the communicator to transmit the first graphic data to the server, and
directly process and display the second graphic data on the display.
- [Claim 3] The display apparatus according to claim 2, wherein the processor is further configured to:
obtain synthesized data by synthesizing the received video data with the second graphic data, and
display the synthesized data on the display.
- [Claim 4] The display apparatus according to claim 2 or 3, wherein the second graphic data is greater in a degree of change in an image than the first graphic data.
- [Claim 5] The display apparatus according to one of claims 1 to 3, wherein the received video data comprises the video data converted from the at least the portion of the graphic data after being upscaled in the server.
- [Claim 6] The display apparatus according to claim 2 or 3, wherein the processor is further configured to process the second graphic data without converting the second graphic data into video data.
- [Claim 7] The display apparatus according to one of claims 1 to 3, wherein the video data obtained by converting the at least the portion of the graphic data by the server is a first video data, and
the processor is further configured to directly process a second video data received via the communicator from an external device,

obtain synthesized data by synthesizing the first video data received from the server with the directly processed second video data, and display the synthesized data on the display.

[Claim 8] The display apparatus according to one of claim 1 to 3, wherein the processor comprises a graphics processor configured to directly process and display a partial region of the graphic data, in correspondence with a resolution processible by the graphics processor.

[Claim 9] The display apparatus according to claim 8, wherein the processor is further configured to control the communicator to transmit, to the server, a remaining graphic data, which is provided for a remaining region other than the partial region, the remaining region corresponding to the at least the portion of the graphic data.

[Claim 10] The display apparatus according to claim 9, wherein the processor is further configured to:
receive the video data, into which the graphic data of the remaining region has been converted, from the server through the communicator, obtain synthesized data by synthesizing the received video data with the graphic data of the partial region directly processed by the graphics processor, and
display the synthesized data on the display.

[Claim 11] A display apparatus comprising:
a display; and
a processor configured to convert graphic data to be displayed on the display into video data, and process and display the video data on the display.

[Claim 12] A control method of a display apparatus comprising a display, the control method comprising:
transmitting at least a portion of graphic data to be displayed on the display to a server;
receiving from the server video data into which the at least the portion of the graphic data has been converted; and
processing and displaying the received video data on the display.

[Claim 13] The control method according to claim 12, further comprising:
dividing the graphic data into first graphic data and second graphic data, the at least the portion of the graphic data being the first graphic data;
transmitting the first graphic data to the server; and
directly processing and displaying the second graphic data on the

display.

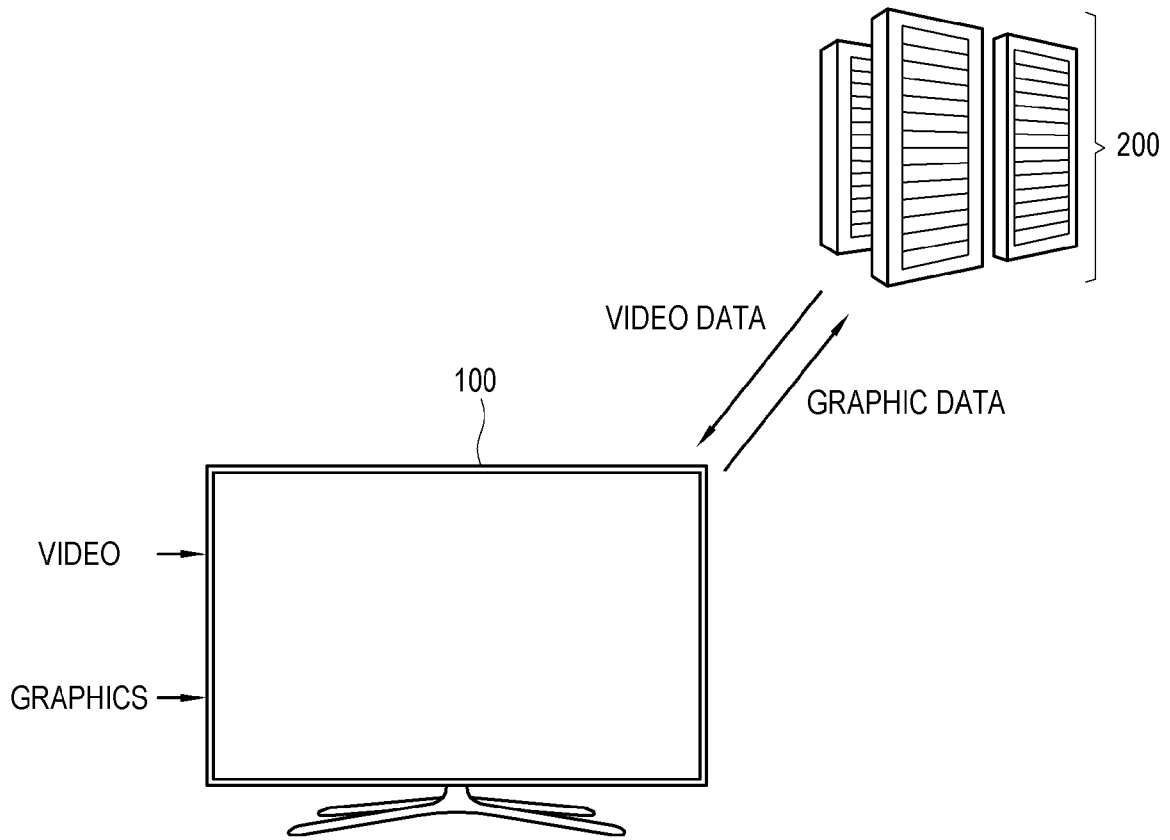
[Claim 14]

The control method according to claim 13, further comprising:
obtaining synthesized data by synthesizing the video data received from
the server with the second graphic data; and
displaying the synthesized data on the display.

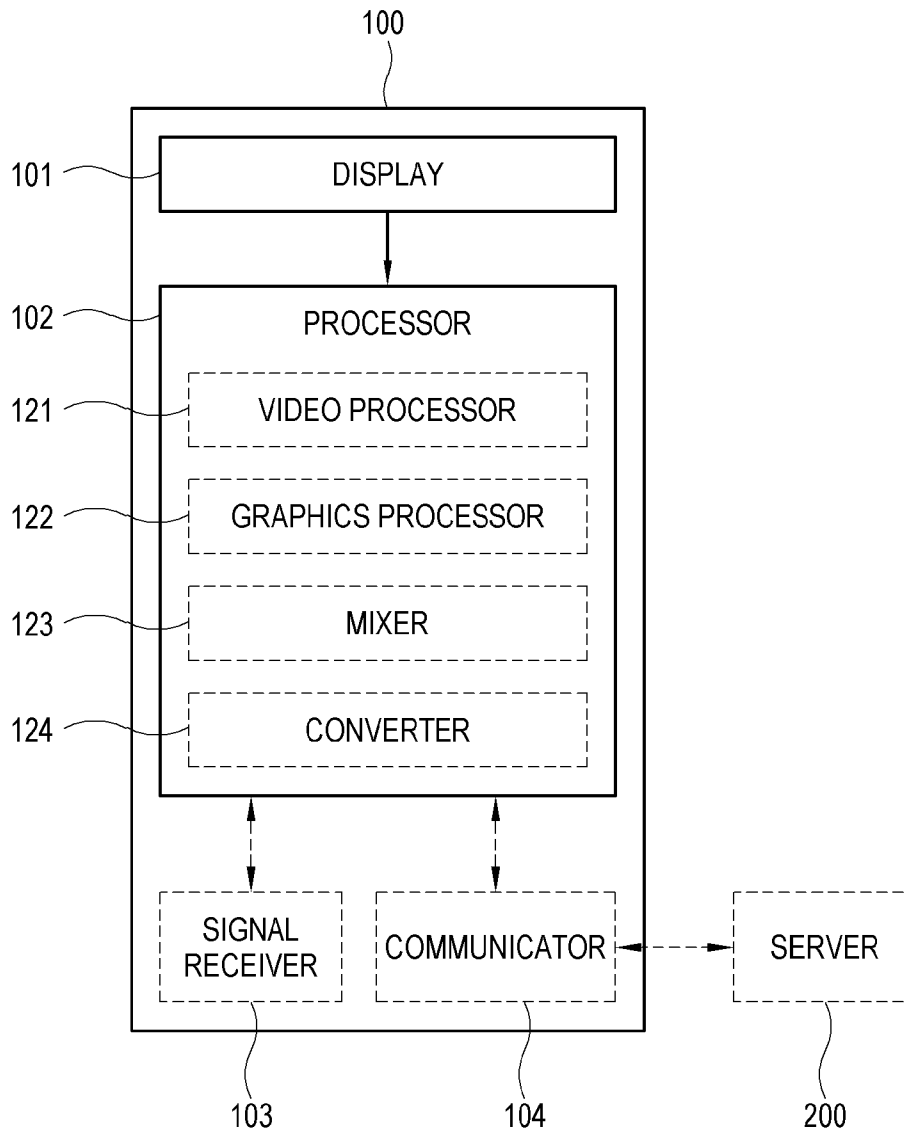
[Claim 15]

The control method according to claim 13, wherein the second graphic
data is greater in a degree of change in an image than the first graphic
data.

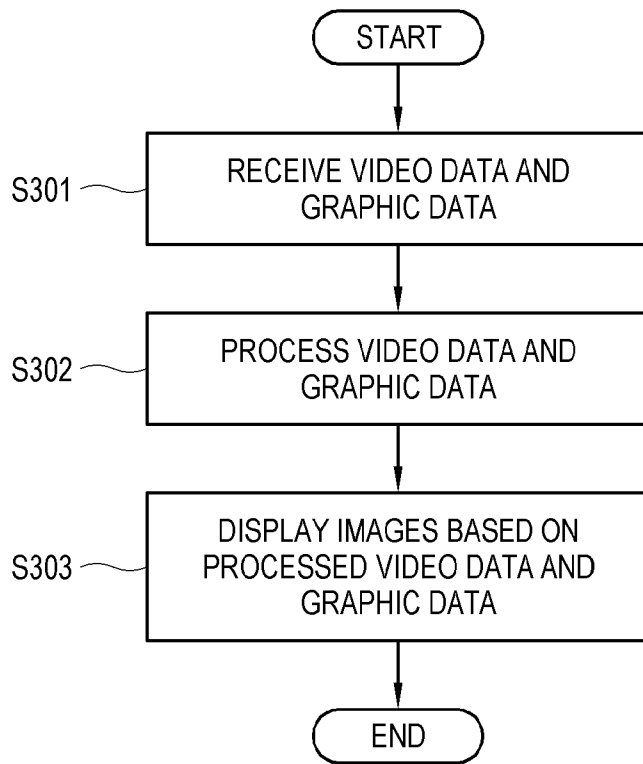
[Fig. 1]



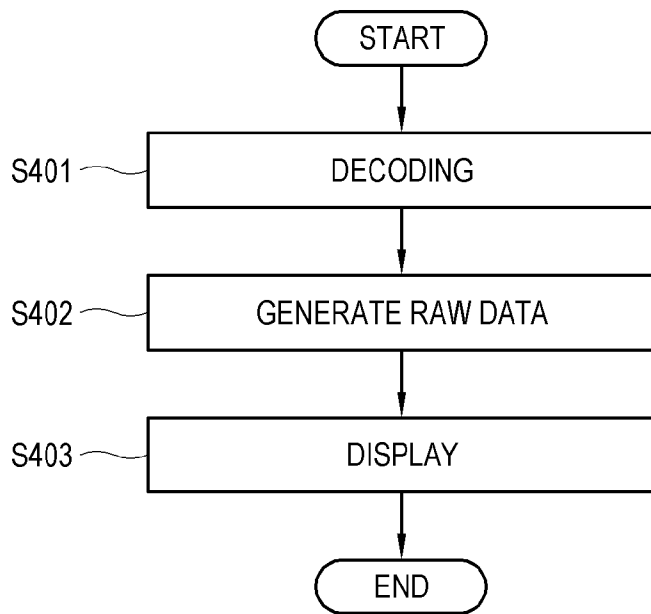
[Fig. 2]



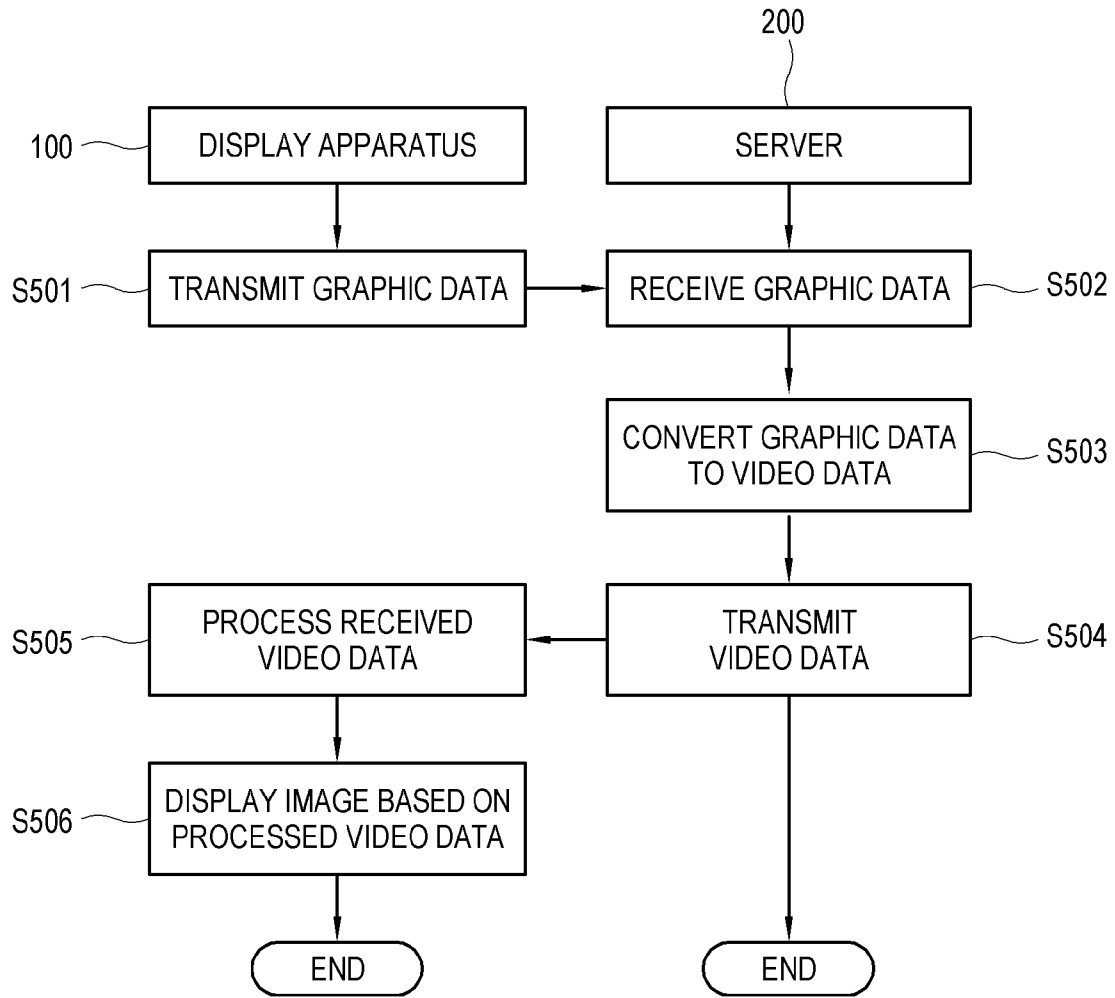
[Fig. 3]



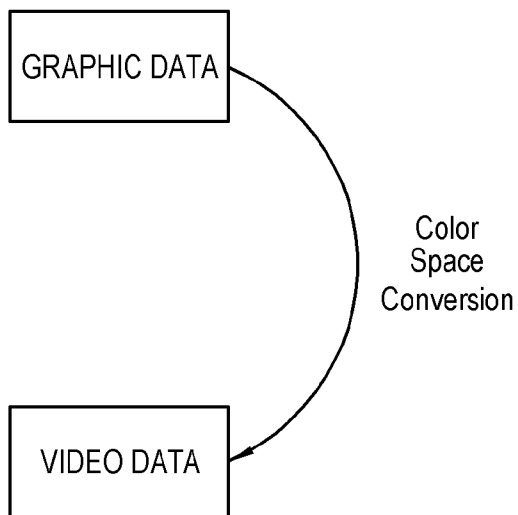
[Fig. 4]



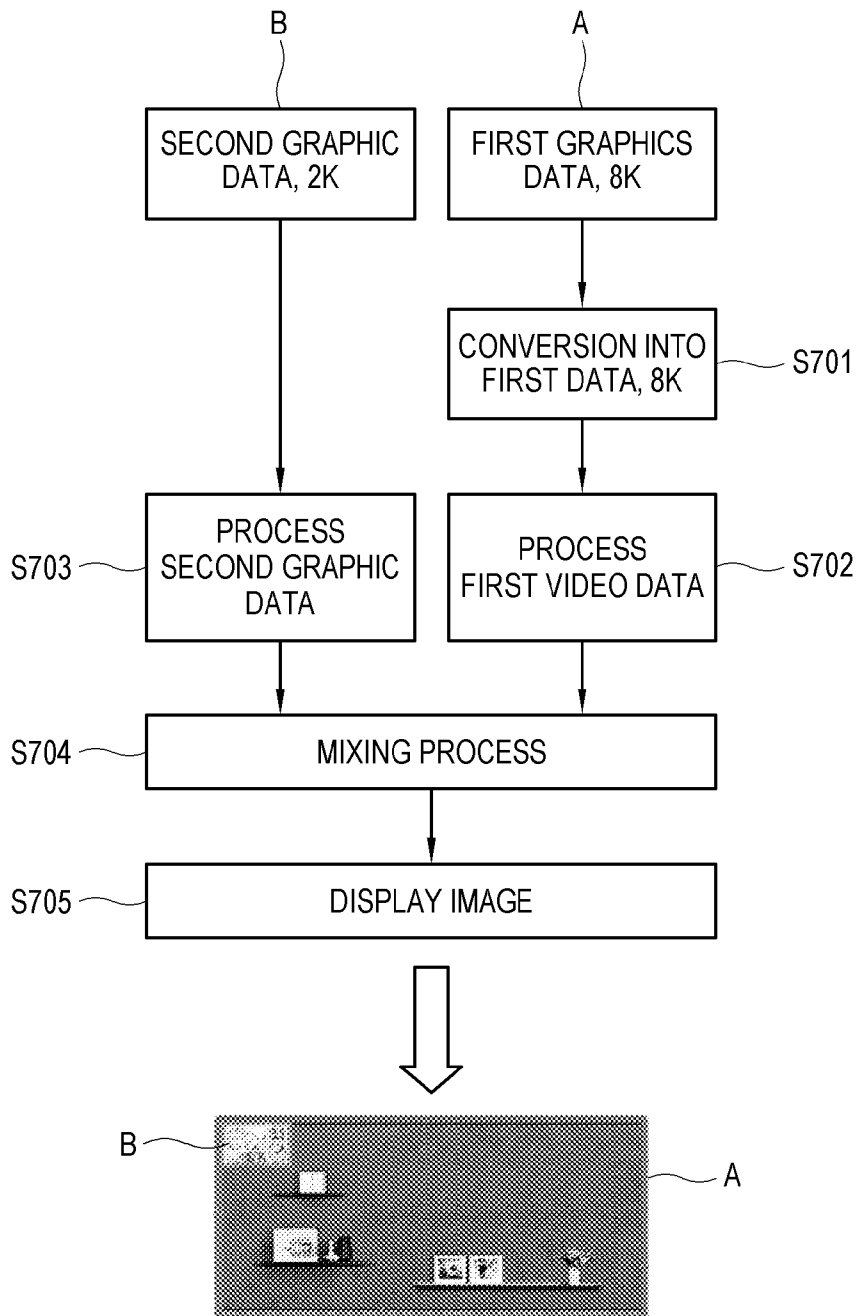
[Fig. 5]



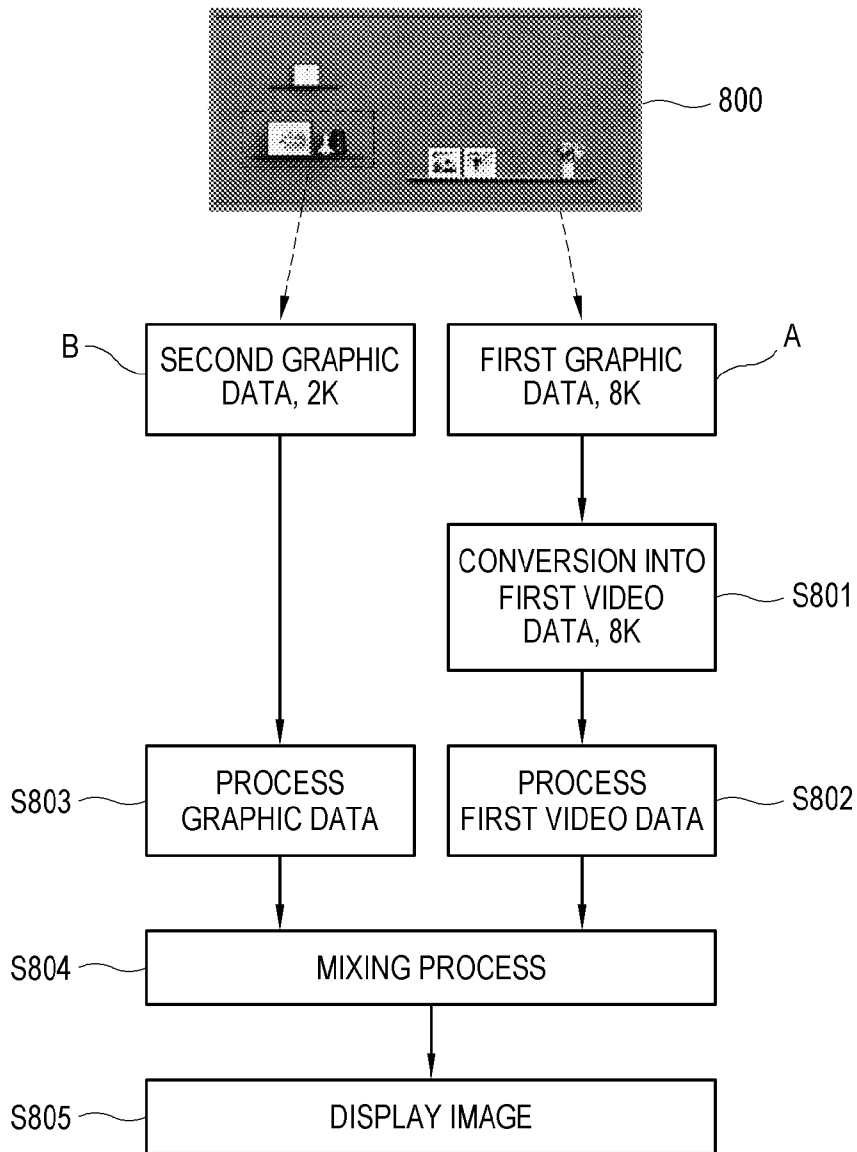
[Fig. 6]



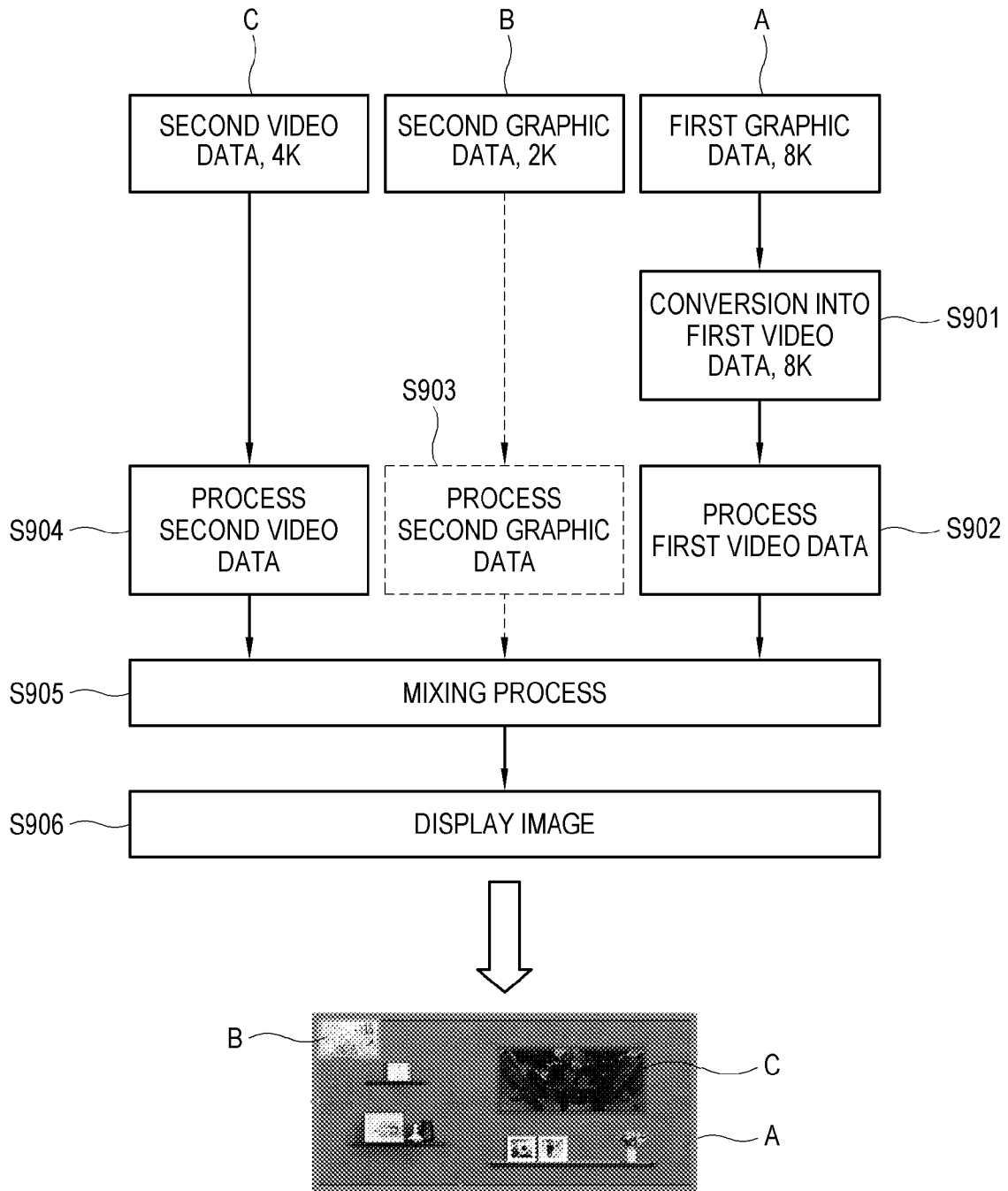
[Fig. 7]



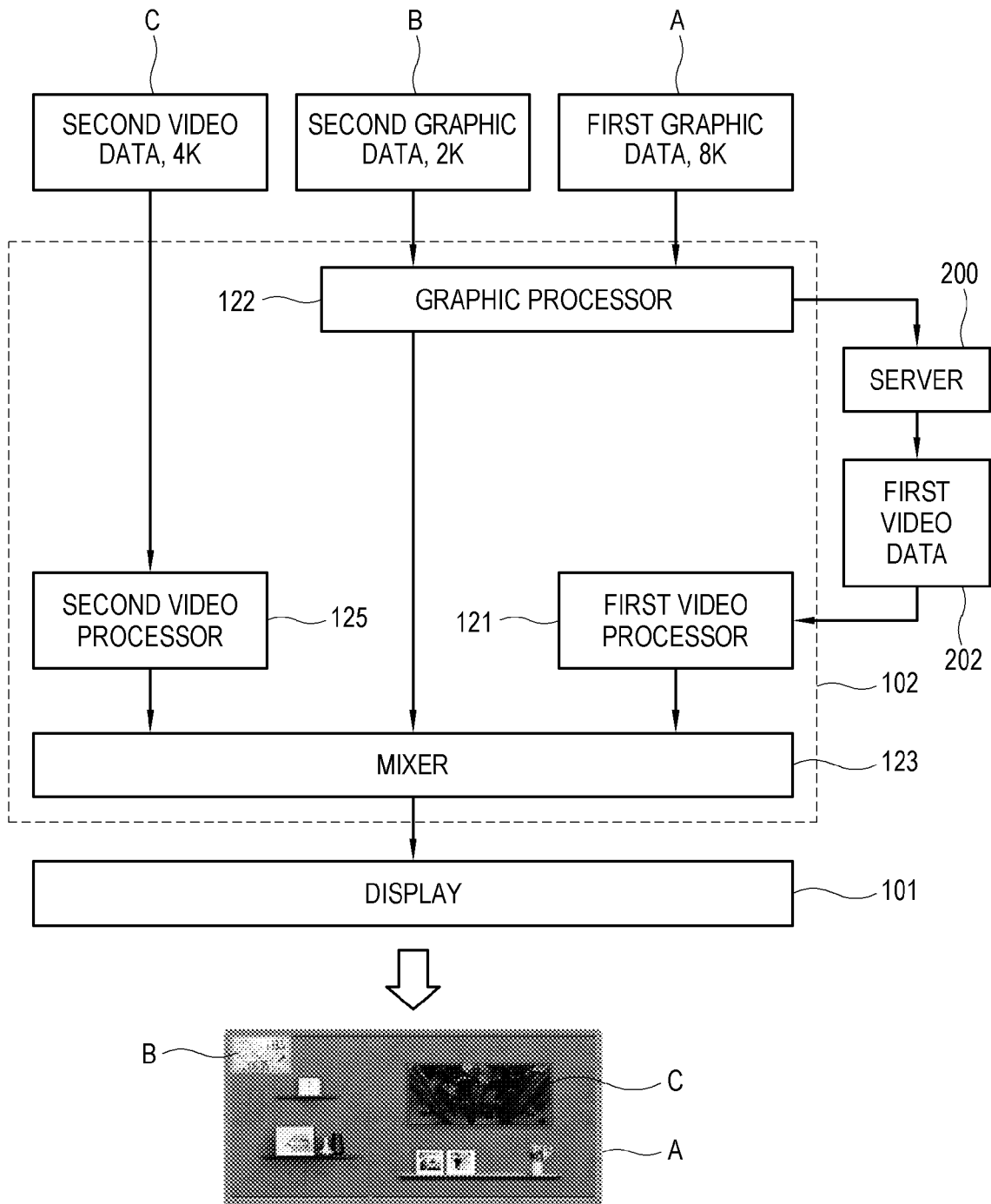
[Fig. 8]



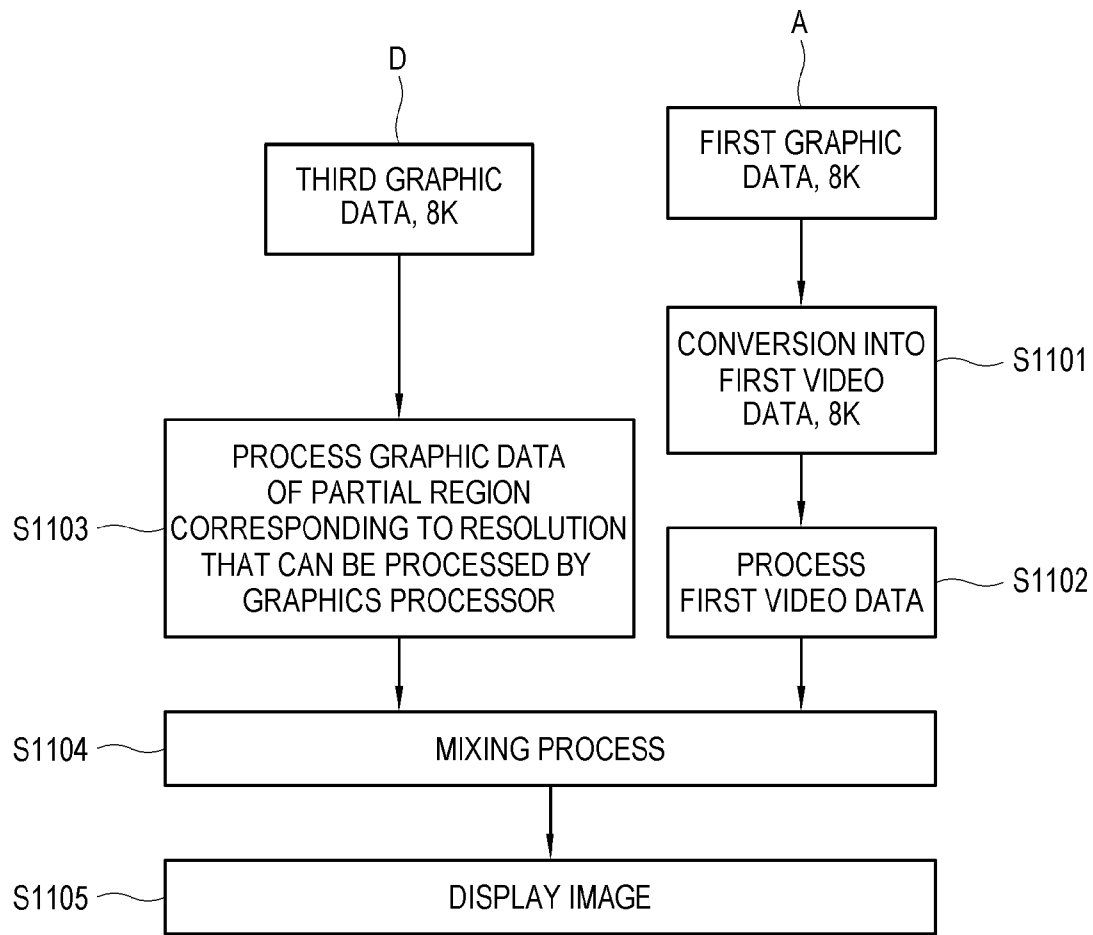
[Fig. 9]



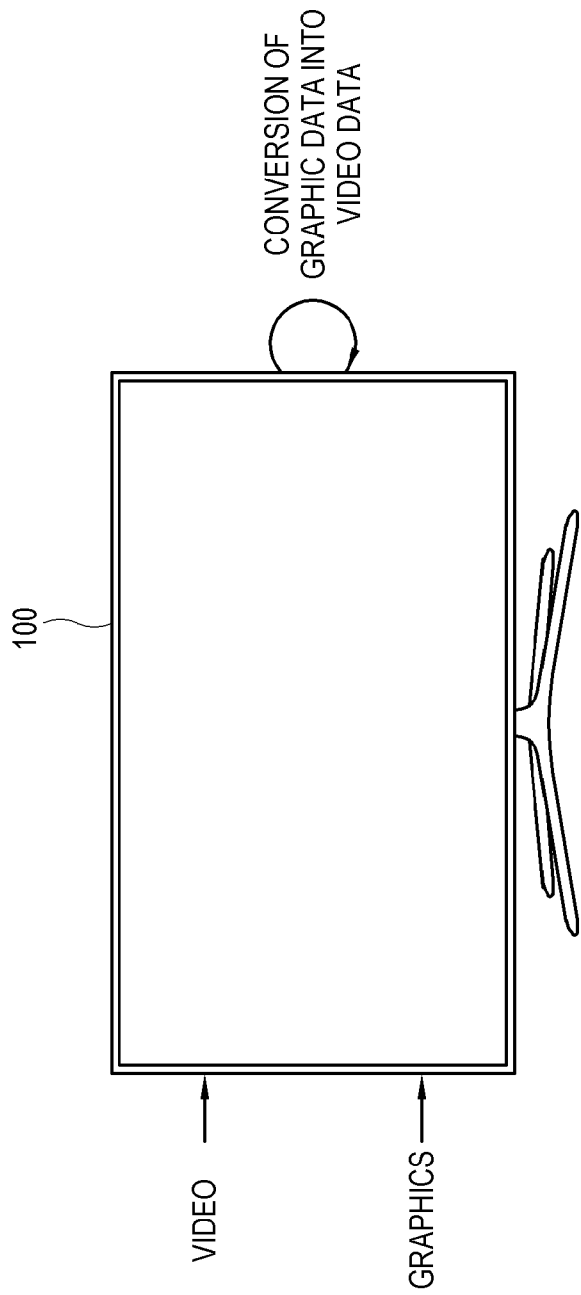
[Fig. 10]



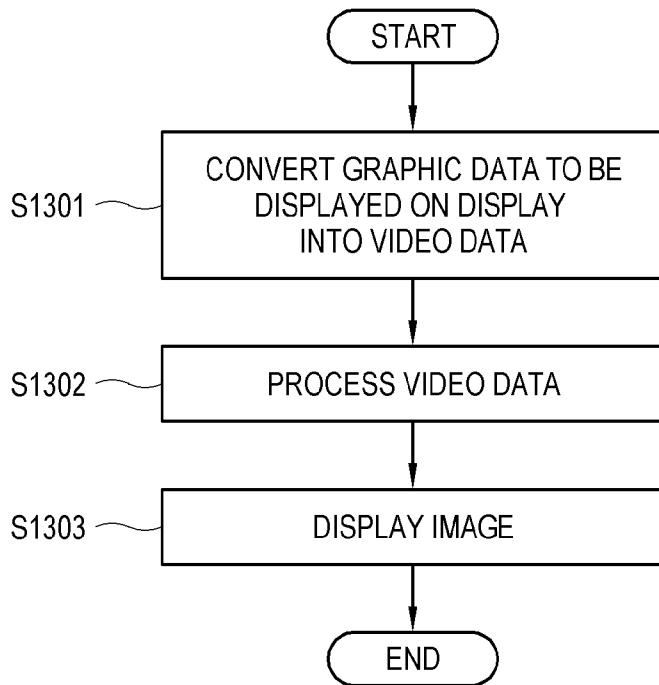
[Fig. 11]



[Fig. 12]



[Fig. 13]



A. CLASSIFICATION OF SUBJECT MATTER**H04N 7/01(2006.01)i, H04N 5/265(2006.01)i, H04N 21/81(2011.01)i**

According to International Patent Classification (IPC) or to both national classification and IPC

B. FIELDS SEARCHED

Minimum documentation searched (classification system followed by classification symbols)

H04N 7/01; G06F 3/14; G06T 1/20; G06T 11/60; G06T 3/00; G11B 27/10; H04N 21/431; H04N 5/445; H04N 5/265; H04N 21/81

Documentation searched other than minimum documentation to the extent that such documents are included in the fields searched

Korean utility models and applications for utility models

Japanese utility models and applications for utility models

Electronic data base consulted during the international search (name of data base and, where practicable, search terms used)

eKOMPASS(KIPO internal) & keywords: display, communicator, server, graphic data, video data, convert, resolution

C. DOCUMENTS CONSIDERED TO BE RELEVANT

Category*	Citation of document, with indication, where appropriate, of the relevant passages	Relevant to claim No.
X	US 2016-0119571 A1 (SAMSUNG ELECTRONICS CO., LTD.) 28 April 2016 paragraphs [0117]-[0118], [0125]; claims 1, 19; and figure 2	1, 5, 11-12
A		2-4, 6-10, 13-15
A	US 2014-0292778 A1 (TENCENT TECHNOLOGY (SHENZHEN) COMPANY LIMITED) 02 October 2014 claims 6-10	1-15
A	US 2017-0270635 A1 (SAMSUNG ELECTRONICS CO., LTD.) 21 September 2017 paragraphs [0051]-[0067]; and figure 1	1-15
A	US 2014-0292803 A1 (NVIDIA CORPORATION) 02 October 2014 paragraphs [0014]-[0030]; and figures 1-2	1-15
A	KR 10-2010-0077924 A (ALTICAST CORPORATION) 08 July 2010 paragraphs [0046]-[0055]; and figure 3	1-15

 Further documents are listed in the continuation of Box C. See patent family annex.

* Special categories of cited documents:

"A" document defining the general state of the art which is not considered to be of particular relevance

"D" document cited by the applicant in the international application

"E" earlier application or patent but published on or after the international filing date

"L" document which may throw doubts on priority claim(s) or which is cited to establish the publication date of another citation or other special reason (as specified)

"O" document referring to an oral disclosure, use, exhibition or other means

"P" document published prior to the international filing date but later than the priority date claimed

"T" later document published after the international filing date or priority date and not in conflict with the application but cited to understand the principle or theory underlying the invention

"X" document of particular relevance; the claimed invention cannot be considered novel or cannot be considered to involve an inventive step when the document is taken alone

"Y" document of particular relevance; the claimed invention cannot be considered to involve an inventive step when the document is combined with one or more other such documents, such combination being obvious to a person skilled in the art

"&" document member of the same patent family

Date of the actual completion of the international search

02 April 2020 (02.04.2020)

Date of mailing of the international search report

08 April 2020 (08.04.2020)

Name and mailing address of the ISA/KR

International Application Division

Korean Intellectual Property Office


189 Cheongsa-ro, Seo-gu, Daejeon, 35208, Republic of Korea

Facsimile No. +82-42-481-8578

Authorized officer

KIM, Sung Hoon

Telephone No. +82-42-481-8710



INTERNATIONAL SEARCH REPORT

Information on patent family members

International application No.

PCT/KR2019/017226

Patent document cited in search report	Publication date	Patent family member(s)	Publication date
US 2016-0119571 A1	28/04/2016	CN 105554588 A EP 3013063 A2 EP 3013063 A3 KR 10-2016-0048528 A US 10009569 B2	04/05/2016 27/04/2016 06/07/2016 04/05/2016 26/06/2018
US 2014-0292778 A1	02/10/2014	CN 104077120 A US 9696957 B2 WO 2014-154111 A1	01/10/2014 04/07/2017 02/10/2014
US 2017-0270635 A1	21/09/2017	KR 10-2017-0109297 A US 10380716 B2	29/09/2017 13/08/2019
US 2014-0292803 A1	02/10/2014	None	
KR 10-2010-0077924 A	08/07/2010	EP 2202964 A2 EP 2202964 A3 KR 10-1545188 B1	30/06/2010 01/06/2011 19/08/2015