

(12) INTERNATIONAL APPLICATION PUBLISHED UNDER THE PATENT COOPERATION TREATY (PCT)

(19) World Intellectual Property Organization  
International Bureau



(43) International Publication Date  
30 October 2003 (30.10.2003)

PCT

(10) International Publication Number  
**WO 03/090121 A1**

(51) International Patent Classification<sup>7</sup>: **G06F 17/30**

(21) International Application Number: PCT/US03/11873

(22) International Filing Date: 17 April 2003 (17.04.2003)

(25) Filing Language: English

(26) Publication Language: English

(30) Priority Data:  
60/374,406 22 April 2002 (22.04.2002) US  
60/374,415 22 April 2002 (22.04.2002) US

(71) Applicant (for all designated States except US): **THOMSON LICENSING S.A.** [FR/FR]; 46, Quai A. Le Gallo, F-92648 Boulogne (FR).

(72) Inventors; and

(75) Inventors/Applicants (for US only): **ZEMER, Richard, Allen** [US/US]; 9878 Brightwater Drive, Noblesville, IN 46060 (US). **MEARS, Mark, Gilmore** [US/US]; 6514 Hyde Park Drive, Zionsville, IN 46077-8258 (US). **LEFEVRE, Chad, Andrew** [US/US]; 8707 Arbor Lake Drive, #1526, Indianapolis, IN 46268 (US). **DINWIDDIE, Aaron, Hal** [US/US]; 1075 Bear Cub Drive, Cicero, IN

46034 (US). **FORLER, Joseph, Wayne** [US/US]; 1112 Foxglove Court, Zionsville, IN 46077 (US).

(74) Agents: **TRIPOLI, Joseph, S.** et al.; c/o THOMSON Licensing Inc., Two Independence Way, Suite #2, Princeton, NJ 08540 (US).

(81) Designated States (national): AE, AG, AL, AM, AT, AU, AZ, BA, BB, BG, BR, BY, BZ, CA, CH, CN, CO, CR, CU, CZ, DE, DK, DM, DZ, EC, EE, ES, FI, GB, GD, GE, GH, GM, HR, HU, ID, IL, IN, IS, JP, KE, KG, KP, KR, KZ, LC, LK, LR, LS, LT, LU, LV, MA, MD, MG, MK, MN, MW, MX, MZ, NI, NO, NZ, OM, PH, PL, PT, RO, RU, SC, SD, SE, SG, SK, SL, TJ, TM, TN, TR, TT, TZ, UA, UG, US, UZ, VC, VN, YU, ZA, ZM, ZW.

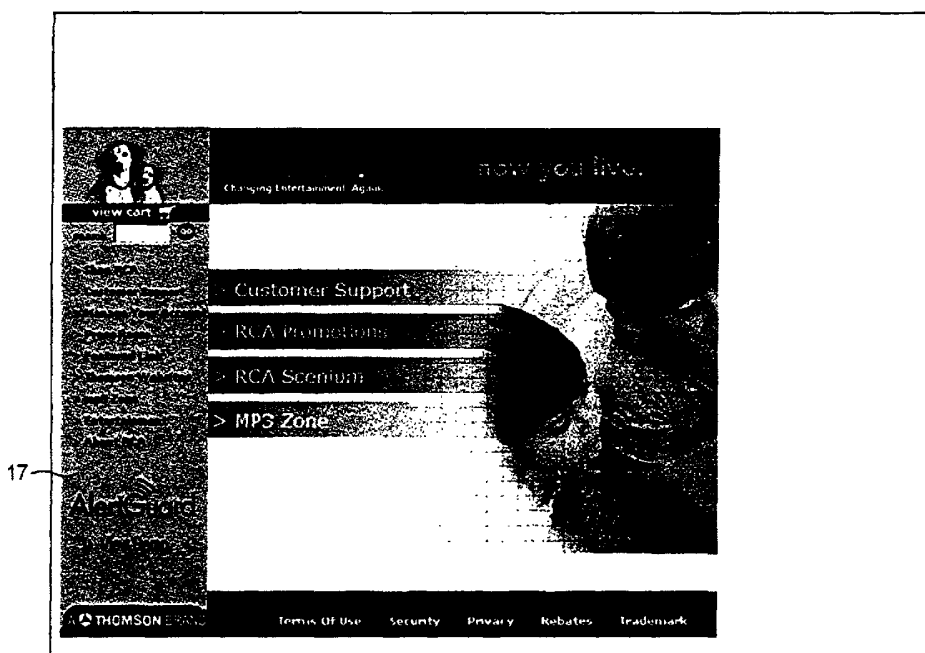
(84) Designated States (regional): ARIPO patent (GH, GM, KE, LS, MW, MZ, SD, SL, SZ, TZ, UG, ZM, ZW), Eurasian patent (AM, AZ, BY, KG, KZ, MD, RU, TJ, TM), European patent (AT, BE, BG, CH, CY, CZ, DE, DK, EE, ES, FI, FR, GB, GR, HU, IE, IT, LU, MC, NL, PT, RO, SE, SI, SK, TR), OAPI patent (BF, BJ, CF, CG, CI, CM, GA, GN, GQ, GW, ML, MR, NE, SN, TD, TG).

Published:

— with international search report

[Continued on next page]

(54) Title: A WEB BROWSER FOR USE WITH A TELEVISION DISPLAY FOR PREVENTING SCREEN BURN



(57) Abstract: Screen burn on televisions having Internet browser capability is avoided by removing the conventional static icons such as toolbars and buttons from the default browser and replacing their functions with keyboard keys. The invention is especially useful in projection televisions and with keyboards which have keys assigned to browser functions. Favorite URLs can be mapped to a favorite key by holding down the favorite key while a favorite web page is displayed.



WO 03/090121 A1



— before the expiration of the time limit for amending the claims and to be republished in the event of receipt of amendments

For two-letter codes and other abbreviations, refer to the "Guidance Notes on Codes and Abbreviations" appearing at the beginning of each regular issue of the PCT Gazette.

## A WEB BROWSER FOR USE WITH A TELEVISION DISPLAY FOR PREVENTING SCREEN BURN

### 5                                    Cross-Reference to Related Applications

Benefit of Provisional Patent Applications 60/374,406 and 60/374,415, both filed April 22, 2002, is claimed.

### Technical Field of Invention

10            This invention relates to the field of television apparatus and methods, particularly television systems having integrated Internet browsers.

### Background Art

15            The problem of screen burn in displays such as cathode ray tubes is very well known, as are the various screen saver solutions, which have become widely used, primarily in the field of computer monitors. In the field of television apparatus, screen savers are not generally used or needed because television broadcast video does not usually contain content that is fixed for long periods. Plasma displays, which are especially susceptible to screen burn, are used in higher end television apparatus.

20            Television apparatus with integrated Internet browser capability have become commercially available, generally including a keyboard that uses infrared signals to control the browser. The advantage of such television apparatus with integrated Internet browser capability controlled without the need for wiring by a keyboard is that the user can toggle between television viewing and using the Internet, or do both simultaneously with a reduced-size browser window on one side and a reduced-size video window on the other side. Projection televisions having the integrated Internet browser, which have recently become available, are particularly useful due to the larger screens available with such apparatus. When such television apparatus is used in the browser mode for extended periods, screen burn may occur due to the static nature of portions of typical Internet browser displays. Such burn problem is more acute with respect to projection televisions than with conventional cathode ray tube television displays. It is an object of the present invention to avoid screen burn due to prolonged display of Internet browsers' menus (on-screen displays) on television displays, especially on projection television displays.

25           

30

### Disclosure of Invention

This object, and others which will become apparent from the following disclosure and drawings, is addressed by the present invention which comprises in one aspect a web browser that does not display static icons in a default mode of operation. Since the browser does not display static icons, it significantly reduces the risks of screen burn when used with a television display or other types of display.

The functions normally performed by the static icons are mapped to keys on a keyboard. These static icons perform functions such as favorites, home, back, forward, stop, refresh, close browser, search, address bar, and text size normally supported in a conventional browser. These functions can also be implemented using a pointing device, so that no static icons are displayed in the browser according to the principles of the invention.

Another aspect of the invention is a television apparatus having a web browser function comprising a display, means for receiving television signals, means for accessing the Internet, a keyboard, and means to invoke the browser on the display in a default mode wherein static icons are not displayed.

Another aspect of the invention is a method of avoiding screen burn on a display screen of a television apparatus which includes a browser function comprising displaying a browser having no static icons on the display screen and assigning mapping browser functions to the special function keys on the keyboard.

Any type of display can be used in the television apparatus, for example cathode ray tubes and projection televisions such as high definition television displays. The invention is especially useful in high definition apparatus, projection televisions, which are subject to such screen burn due to static images being displayed, and plasma displays. Although the exact amount of screen burn varies between different types and models of television displays and depends on the length of time a static image is displayed on the screen, and also varies according to user settings such as brightness and contrast, in general the high definition projection television type is the most prone to this problem.

It is preferred to provide a keyboard for invoking and operating the browser application, which is preferably built in to the television apparatus, although set top boxes can alternatively be used. Set top boxes can be used with normal definition and high definition sets, and with analog as well as digital sets.

In addition to non-display of static browser icons, which are normally displayed in conventional browsers such as all versions of Internet Explorer and Netscape browsers, the television apparatus can be programmed to close the browser and display television programming after a predetermined timeout interval. The timeout interval may be set at the factory and in some embodiments can be defined or redefined by the user. For example, the factory set default idle timeout interval can be five minutes of non-activity during browser mode causing toggling to normal television, with a user interface allowing resetting to higher or lower number of minutes of browser mode inactivity before switching to TV mode.

The television apparatus has software and hardware for connecting to the Internet and can include cable, DSL, satellite, or modem connection subsystems, for example. Wireless Internet connection systems are becoming available for computers at the present time, and it is assumed that such systems will also be adapted to television sets having Internet capability, in which case the present invention would be very useful to prevent screen burn on the displays.

The functions of the static icons are replaced in the present invention by any of a variety of software and hardware. For example, a remote control device can be used to send a signal to the television apparatus, which causes the static icons to be temporarily displayed and selected when appropriate. A preferred system is to map keyboard keys to browser functions that in the prior art required selection with a pointing device from static icons displayed in the browser interface. In some embodiments, special, dedicated keyboard keys are provided, for example several favorite keys which, when pressed in browser mode, cause the browser to call up one of the favorite URLs which correspond to a favorite web pages which have previously been programmed by the user or the factory. In a preferred embodiment, eight dedicated favorite keys are provided, and with the use of key combinations with Control, Alt, and/or Shift, thirty-two or more Favorite web pages can be assigned and called up by the user with those eight Favorite keys. A preferred method of assigning, or bookmarking, a web page is by an extended holding down of a favorite key while the web page is being displayed. For example, if [www.my-favorite-bank.com](http://www.my-favorite-bank.com) is showing in the browser and the user holds down Favorite key #6 for 10 seconds, the previous web page assigned or mapped to Favorite key #6 will be

replaced by [www.my-favorite-bank.com](http://www.my-favorite-bank.com). Upon subsequent pressing of Favorite key #6, [www.my-favorite-bank.com](http://www.my-favorite-bank.com) the system will attempt to open that web page.

Other dedicated keyboard keys can be Open, Close Browser, Close Window, Search, Previous Window, Next Window, Display Address Bar, Find Text, Text Size Increase, Text Size Decrease, Up, Down, Right, and/or Left, for example. In some embodiments, keyboard keys can have dual functions, one being the normal functions such as down arrow, and the second being a special function to replace the down arrow of the vertical scroll bar.

The hardware employed to invoke the browser may be conventional, for example a dedicated integrated circuit, for example a flash and MIPS integrated circuit, which is the CPU of the television apparatus. A preferred operating system includes WinCE software residing in the integrated circuits on a digital module board, but modified according to the invention versus conventional browser software to replace the static icons. Although it is not necessary to include a pointing device, in some embodiments a mouse or other type pointing device will be included, for example the pointing device may be included with the keyboard, and the keyboard can communicate with the main television apparatus by infrared signals rather than with cable. The system has been designed such that the dedicated keys on the keyboard are uniquely identified and interpreted by the application to invoke the same functionality that would be available through the application menus and / or tool bars.

Examples of this invention include the use of dedicated keyboard key to cause the browser to navigate to the default home page (a function typically provided by a graphical icon component in the tool bar); navigating to the previously displayed page (i.e., BACK) which is typically found as graphical icon on the browser's toolbar; invoking the *FIND* function (to find a specified text string on the currently loaded page) which is commonly found as an menu item in the Edit menu.

As a result of removing the graphical user controls from the browser display, the user cannot manually enter the address of the desired URL by moving the mouse to address bar typically included in the browser toolbar. A preferred mode is to dedicate a key display the address bar, and immediately place focus on it such that the user can press the dedicated "Address" key, and type in the desired URL. When completing the address entry and pressing ENTER, the address bar is removed, and the browser navigates to the specified URL. If the user invokes the address bar entry

by pressing the Address key on the keyboard, but does not enter a complete URL (indicated by pressing ENTER), the bar will timeout and be automatically removed after 15 seconds. This will prevent the image of the address from causing screen burn due to user inactivity.

5 An additional technique employed to mitigate screen burn or screen aging effects of the browser is to specify an "Idle timeout" such that if the user does not interact with the browser for a specified period, the browser will present a dialog warning box to the user informing him/her that if a browser command is not received in a short time period (30 seconds) the browser will automatically close and return the  
10 user to TV viewing. After the specified time interval, the browser will terminate, close, and return the user to 'normal' (non-browser) TV viewing. The specification of "browser command" indicates that channel changes, volume changes, and "TV viewing" commands are different and distinct from browser commands. The method of entry into the browser dictates the "idle timeout" value. To wit: invocation of the  
15 browser from the menu will use a shorter timeout than via the keyboard command to invoke the browser.

#### Brief Description of Drawings

FIG. 1 is an embodiment of a browser on a television display having static icons according to the prior art.

20 FIG. 2 is an embodiment of a browser on a television display having no static icons according to the invention.

FIG. 3 is a top view of an embodiment of a keyboard for use in the invention, including special browser function keys.

FIG. 4 is an illustrative pop-up menu, which includes functions conventionally  
25 provided by static icons, according to the principles of the invention when a button of a pointing device is pressed.

FIG. 5 is a schematic of an embodiment of an apparatus according to the invention.

FIG. 6 is a block diagram of a web browser according to the principles of the  
30 invention.

#### Modes for Carrying Out the Invention

Referring to FIG. 1, a conventional browser is illustrated as being displayed on a high definition projection television display. The browser has several static icons,

including a vertical scroll bar 11, tool bars 12, 13, and 14, including a favorites pull down menu 15, close window 16, search 20, an address bar 18, and a title bar 19. The browser also has a display area 17 for displaying a web page. Since the static icons are displayed in one place while the browser is being used for accessing web pages from the Internet, even though the pages change while the user browses, the icons do not, causing over time the icons to become burned to some degree in the television display.

FIG. 2 illustrates a browser embodiment according to the invention wherein no static icons are displayed. Only the web page (which is not static unless the user chooses to view only the one page) appears on the display. As used herein, a web page, and text and graphics included in a web page are not considered static icons. If the user does not change the web page, the system determines an idle condition and in order to save the screen from burn, closes down the browser and toggles back to the last television channel viewed before the browser was invoked. As an alternative, a conventional screen saver can be invoked when the user does not change the web page for a pre-determined time.

Although the browser is illustrated with a television display, the browser can be used with other types of display such as a computer monitor or a LCD display on a handheld device.

FIG. 3 illustrates a keyboard embodiment wherein special function keys in addition to conventional keys are included as set forth in the following table to implement functions conventionally provided by static icons. The illustrated keyboard is a special keyboard for use with a television having an integrated browser. In the table, the first column indicates the reference numerals in FIG. 3, the second column indicates the words on various keys in FIG. 3, the third column indicates the function of each key when the television is in browser mode, the fourth column indicates the function of each key when the television is in television mode, and the last column indicates the function of each key when the television is in the browser mode with a video window. When the television is in the browser mode with a video window, a portion of the television screen is used for the browser and the remainder is used for television signals.



Reference Numeral In Fig. 3	Key	Function During Browser Mode	Function During Television Mode	Function During Browser Mode With Video Window
	VOLUME UP	Ignore this keypress.	Increases TV volume.	Increases TV volume. Volume OSD is not displayed.
	VOLUME DOWN	Ignore this keypress.	Decreases TV volume.	Decreases TV volume. Volume OSD is not displayed.
	ON-OFF	Turns off TV.	Toggles TV power state.	Turns off TV.
	MUTE	Ignore this keypress.	Mutes TV volume.	If volume is not muted, pressing MUTE mutes the TV volume. If volume is muted, pressing MUTE unmutes TV volume. MUTE OSD is not displayed.
32	MENU	Closes browser. Opens main menu. (Needed as an exit for when browser is launched from main menu)	Toggles menu state.	Closes browser. Opens main menu. (Needed as an exit for when browser is launched from main menu)
	INFO	Does nothing.	Displays/Dismisses channel banner.	Does nothing.
33	CLEAR	Quits the browser.	Clears OSDs.	Quits the browser.
	INPUT	Ignore this keypress.	Shows next video input source.	Ignore this keypress.
	ANTENNA	Ignore this keypress.	Toggles between Antenna A input and Antenna B input.	Operates the same as when browser is closed. This button's complete behavior is specified in the section labeled "section "Signal Source Selection (Input Selection)". (If video window has RF input in it, this key tunes to other RF input. If video window is blanked because user entered browser from any video input, this key puts the last-viewed RF input into the video window.)
	GO BACK	Ignore this keypress.	Goes to previously tuned channel before the current channel.	Operates the same as when browser is closed: Goes to the previous TV channel. This button's complete behavior is specified in the section labeled "section "Signal Source Selection (Input Selection)". (If video window is blanked because user entered browser from any video input, this key is ignored.)
	CHANNEL UP	Ignore this keypress.	Goes to next channel in channel list.	Operates the same as when browser is closed: Goes to the next TV channel in the current channel

Reference Numeral In Fig. 3	Key	Function During Browser Mode	Function During Television Mode	Function During Browser Mode With Video Window
				list. This button's complete behavior is specified in the section labeled "section "Signal Source Selection (Input Selection)". (If video window is blanked because user entered browser from any video input, this key is ignored.)
	CHANNEL DOWN	Ignore this keypress.	Goes to previous channel in channel list.	Operates the same as when browser is closed: Goes to the previous TV channel in the current channel list. This button's complete behavior is specified in the section labeled "section "Signal Source Selection (Input Selection)". (If video window is blanked because user entered browser from any video input, this key is ignored.)
	WEB	Closes browser.	Opens browser. Goes to <a href="http://www.rca.com/Access/Scenium/311">www.rca.com/Access/Scenium/311</a>	Closes browser.
34	FAV HOME	Goes to <a href="http://www.rca.com/Access/Scenium/311">www.rca.com/Access/Scenium/311</a> unless otherwise programmed by user	Opens browser. Goes to <a href="http://www.rca.com/Access/Scenium/311">www.rca.com/Access/Scenium/311</a> unless otherwise programmed by user	Goes to <a href="http://www.rca.com/Access/Scenium/311">www.rca.com/Access/Scenium/311</a> unless otherwise programmed by user
35	FAV SEARCH	Goes to <a href="http://www.msn.com">www.msn.com</a> unless otherwise programmed by user	Opens browser. Goes to <a href="http://www.msn.com">www.msn.com</a> unless otherwise programmed by user	Goes to <a href="http://www.msn.com">www.msn.com</a> unless otherwise programmed by user
36	FAV1	Goes to <a href="http://www.rca.com/Access/Scenium/311">www.rca.com/Access/Scenium/311</a> unless otherwise programmed by user	Opens browser. Goes to <a href="http://www.rca.com/Access/Scenium/311">www.rca.com/Access/Scenium/311</a> unless otherwise programmed by user	Goes to <a href="http://www.rca.com/Access/Scenium/311">www.rca.com/Access/Scenium/311</a> unless otherwise programmed by user
37	FAV2	Goes to <a href="http://www.rca.com/Access/Scenium/311">www.rca.com/Access/Scenium/311</a> unless otherwise programmed by user	Opens browser. Goes to <a href="http://www.rca.com/Access/Scenium/311">www.rca.com/Access/Scenium/311</a> unless otherwise programmed by user	Goes to <a href="http://www.rca.com/Access/Scenium/311">www.rca.com/Access/Scenium/311</a> unless otherwise programmed by user
38	FAV3	Goes to <a href="http://www.rca.com/Access/Scenium/311">www.rca.com/Access/Scenium/311</a> unless otherwise programmed by user	Opens browser. Goes to <a href="http://www.rca.com/Access/Scenium/311">www.rca.com/Access/Scenium/311</a> unless otherwise programmed by user	Goes to <a href="http://www.rca.com/Access/Scenium/311">www.rca.com/Access/Scenium/311</a> unless otherwise programmed by user
39	FAV4	Goes to <a href="http://www.rca.com/Access/Scenium/311">www.rca.com/Access/Scenium/311</a> unless otherwise programmed by user	Opens browser. Goes to <a href="http://www.rca.com/Access/Scenium/311">www.rca.com/Access/Scenium/311</a> unless otherwise programmed by user	Goes to <a href="http://www.rca.com/Access/Scenium/311">www.rca.com/Access/Scenium/311</a> unless otherwise programmed by user
40	FAV5	Goes to <a href="http://www.rca.com/Access/Scenium/311">www.rca.com/Access/Scenium/311</a> unless otherwise programmed by user	Opens browser. Goes to <a href="http://www.rca.com/Access/Scenium/311">www.rca.com/Access/Scenium/311</a> unless otherwise programmed by user	Goes to <a href="http://www.rca.com/Access/Scenium/311">www.rca.com/Access/Scenium/311</a> unless otherwise programmed by user
41	FAV6	Goes to <a href="http://www.rca.com/Access/Scenium/311">www.rca.com/Access/Scenium/311</a> unless otherwise programmed	Opens browser. Goes to <a href="http://www.rca.com/Access/Scenium/311">www.rca.com/Access/Scenium/311</a> unless otherwise programmed by	Goes to <a href="http://www.rca.com/Access/Scenium/311">www.rca.com/Access/Scenium/311</a> unless otherwise

Reference Numeral In Fig. 3	Key	Function During Browser Mode	Function During Television Mode	Function During Browser Mode With Video Window
		by user	user	programmed by user
42	CLOSE WINDOW	Closes the current browser window. Same function as CTRL + W.	No action occurs when browser is not open.	Closes the current browser window. Same function as CTRL + W.
43	PREVIOUS WINDOW	Displays the previous browser window.	No action occurs when browser is not open.	Displays the previous browser window.
44	NEXT WINDOW	Displays the next browser window.	No action occurs when browser is not open.	Displays the next browser window.
45	STOP	Stops loading the current page.	No action occurs when browser is not open.	Stops loading the current page.
46	REFRESH	Reloads the current page.	No action occurs when browser is not open.	Reloads the current page.
47	BACK	Goes to previous page (if one exists, otherwise nothing occurs).	No action occurs when browser is not open.	Goes to previous page (if one exists, otherwise nothing occurs).
48	FORWARD	Goes to next page (if one exists, otherwise nothing occurs).	No action occurs when browser is not open.	Goes to next page (if one exists, otherwise nothing occurs).
49	ADDRESS	Displays the Address Bar (i.e., the URL ("website") entry bar). If list of previous URLs is displayed, pressing ADDRESS again does not remove address bar.	No action occurs when browser is not open.	Displays the Address Bar (i.e., the URL ("website") entry bar). If list of previous URLs is displayed, pressing ADDRESS again does not remove address bar.
	0-9	Enters digits into the highlighted text/numeric entry field of the web page	Displays banner with channel entry field and first digit displayed.	Enters digits into the highlighted text/numeric entry field of the web page
	CTRL	CTRL function.	No action occurs when browser is not open.	CTRL function.
	FIND TEXT	Displays the Find window. If the Find window is already displayed, pressing FIND TEXT button removes the Find window.	No action occurs when browser is not open.	Displays the Find window. If the Find window is already displayed, pressing FIND TEXT button removes the Find window.
	TEXT SIZE	Increases the text size to the next larger text size.	No action occurs when browser is not open.	Increases the text size to the next larger text size.
	TEXT SIZE + CTRL	Decreases the text size to the next smaller text size.	No action occurs when browser is not open.	Decreases the text size to the next smaller text size.
	FORMAT	Browser goes to Browser/Video Window mode. (Even if video window is blanked because user entered browser from any video input, this key still works.)	Toggles Screen Format options (Normal > Stretch > Zoom).	Browser goes to Full-Size Browser with No Video Window mode. (Even if video window is blanked because user entered browser from any video input, this key still works.)
57/55/54/56	Up/Down/Left/Right	Moves web page up, down, left, or right	Moves highlight in the guide and menu and other OSDs (e.g., during channel entry, RIGHT AND LEFT Arrows move highlight to between major and minor channel fields).	Moves web page up, down, left, right.
58 (A)	Alpha characters (A-Z etc.)	Enters characters into the highlighted text/numeric entry field of the web page.	No action occurs when browser is not open.	Enters characters into the highlighted text/numeric entry field of the web page.
	Fn, Ctrl, Alt, Shift, CAPS LOCK		No action occurs when browser is not open.	

Reference Numeral In Fig. 3	Key	Function During Browser Mode	Function During Television Mode	Function During Browser Mode With Video Window
	Enter/OK	Selects (i.e., its normal function).	Acts same as OK button on remote – selects a highlighted item in the guide, menu, or other OSD.	Selects (i.e., its normal function).
59	Tab	TAB function	No action occurs when browser is not open.	TAB function

The following table illustrates a mapping of certain browser functions, obtained by pointing to and clicking on icons in a conventional browser to keys on the special keyboard illustrated in FIG. 3.

To do this	Press this
Move forward through the items on a Web page, the Address bar, and the Links bar.	TAB
Move back through the items on a Web page, the Address bar, and the Links bar.	SHIFT+TAB
Go to your Home page.	ALT+HOME
Go to the next page.	ALT+RIGHT ARROW
Go to the previous page.	ALT+LEFT ARROW or BACKSPACE
Scroll toward the beginning of a document.	UP ARROW
Scroll toward the end of a document.	DOWN ARROW
Scroll toward the beginning of a document in larger increments.	PAGE UP
Scroll toward the end of a document in larger increments.	PAGE DOWN
Move to the beginning of a document.	HOME
Move to the end of a document.	END
Find on this page.	CTRL+F
Refresh the current Web page.	CTRL+R
Stop downloading a page.	ESC
Go to a new location.	CTRL+O or CTRL+L
Close the current window.	CTRL+W
Activate a selected link.	ENTER

5

In a preferred embodiment, each of the six FAV keys is programmable with four favorites per key. One favorite is accessed by pressing the FAV key alone; a second is accessed by pressing Control-FAV, the third by pressing ALT-FAV, and the fourth by pressing SHIFT-FAV. The FAV keys are programmable by holding down the FAV key, or a Control-FAV or ALT-FAV combination for at least 4 seconds, after which a successful programming of a key is indicated by a pop-up message on screen. Thereafter pressing the FAV key or ALT-FAV or Control-FAV combination will send the user to the corresponding saved URL. An advantage to this approach is that the website favorites are directly and immediately available via the keyboard.

10

The user does not have to navigate the pointing device to a static menu or toolbar and scroll through a list.

No status bars are necessary because the arrow keys and the PAGE UP and the PAGE DOWN keys will let an user know whether he has come to the end of a direction. As an alternative, when a user presses one of the four keys -- the arrow keys and the PAGE UP and the PAGE DOWN keys -- the corresponding status bar is displayed, and when a displayed status bar is not used for a predetermined time, it is removed.

When the browser is closed and then reopened during the same TV viewing session, the last viewed web page is accessed.

Although a special keyboard for use with a television having an integrated browser is illustrated, a conventional keyboard used in a personal computer (PC) can be used to perform the functions conventionally provided by static icons as well. For example, the F1-F12 keys can be used to perform the functions provided by FAV HOME, FAV SEARCH, FAV1-6, CLOSE WINDOW, PREVIOUS WINDOW, and NEXT WINDOW keys of the special keyboard, respectively. Similarly, the arrow keys and the PAGE UP and DOWN keys in a conventional keyboard can be used to perform the same functions as those keys in the special keyboard. Those keys related to functions (other than the display function) of a television such INPUT are not included in a conventional keyboard, but they are not needed if the browser is used in a system that has no need to display television signals, for example, in a PC environment. Of course, in a PC environment, in addition to using a CRT or a LCD monitor, one certainly can use a television as a display device but usually a PC is not used to receive or display television signals.

The special keyboard shown in FIG. 3 also includes a pointing device, which includes a joystick 60 for moving a pointer, a left-click selection button 61, and a right-click selection button 62. The functions conventionally provided by static icons can also be implemented by using the pointing device. For example, when a user presses the right-click selection button 62 of the pointing device, a pop-up menu 400 shown in FIG. 4 is displayed. The pop-up menu includes functions conventionally provided by static icons. After the user has selected a function on the list by pressing the left-click selection button 61, the selected function is conventionally performed

and the pop-up menu is removed. The pointing device can be external to a keyboard and can be of any types such as a mouse.

Referring to FIG. 5, an exemplary video apparatus 100 suitable for implementing the present invention is shown. For purposes of example and explanation, apparatus 100 represents an exemplary portion of a television signal receiver embodied as a projection screen television. However, it will be intuitive to those skilled in the art that principles of the present invention may be applied to other apparatus.

As shown in FIG. 5, apparatus 100 comprises an audio/video input/output (AV IO) block 101, a front audio/video (FAV) connector 102, a digital processing block 103, a front panel assembly (FPA) 104, an infrared (IR) preamp 105, an audio block 106, a power supply 107, a subwoofer amp/power supply 108, a subwoofer 109, a deflection block 110, a convergence block 111, CRTs 112 to 114, and yokes 115 to 117. The foregoing elements of FIG. 5 are operatively coupled as indicated by the data lines shown in FIG. 5. As will be intuitive to those skilled in the art, many of the elements represented in FIG. 5 may be embodied using integrated circuits (ICs).

AV IO block 101 is operative to receive and process audio and/or video inputs, and to output processed audio and/or video signals to other elements of apparatus 100, as indicated in FIG. 5. According to an exemplary embodiment, AV IO block 101 receives audio and/or video inputs from an external source (e.g., via satellite, terrestrial, cable, Internet, etc.) and also receives processed audio inputs from audio block 106. According to this exemplary embodiment, AV IO block 101 processes these inputs and outputs composite video signals and all audio signals to digital processing block 103 for additional processing, while outputting component video signals (e.g., 2H, 2.14H, Y, Pr, Pb video information) to deflection block 110. AV IO block 101 is also operative to provide audio and/or video outputs to a recording device (not shown) for recording. FAV connector 102 is operative to provide audio and/or video inputs to AV IO block 101.

Digital processing block 103 is operative to perform various digital functions of apparatus 100, such as tuning, demodulation, signal decompression, memory and other functions and, in the case of the present invention, includes the operating system for the browser and the browser commands from the keyboard. Digital processing block 103 outputs processed video signals to deflection block 110 which

enable a visual display of either television or browser, and may also provide processed video signals to AV IO block 101 for output to a recording device (not shown). As will be explained later herein, digital processing block 103 is also operative to enable various user-activated display functions of apparatus 100, such as a video sizing function, a program guide function, a browser function, a picture-in-picture (PIP) function, or other display function. Digital processing block 103 is operative to display a browser with no static icons and to record favorite entries in the manner described herein.

FPA 104 is an interface operative to receive user inputs, such as via an IR hand-held remote control, keyboard, a pointing device, or other input device, and to output signals corresponding to the user inputs to IR preamp 105. IR preamp 105 is operative to amplify the signals provided from FPA 104 for output to digital processing block 103.

Audio block 106 is operative to perform various audio processing functions, and to output processed audio signals.

Power supply 107 is operative to receive an input alternating current power signal (AC-IN), and to output voltage signals which power the various elements of apparatus 100, as indicated in FIG. 5.

Deflection block 110 is operative to control deflection functions of apparatus 100. According to an exemplary embodiment, deflection block 110 outputs deflection control signals to yokes 115 to 117, which control horizontal and vertical deflection of the high-intensity beams generated by CRTs 112 to 114, respectively. Deflection block 110 is also operative to output color control signals to CRTs 112 to 114 responsive to the processed video signals and other control signals provided from digital processing block 103. Also according to an exemplary embodiment, deflection block 110 is operative to output voltage signals to convergence block 111 and CRTs 112 to 114 for their power supplies.

Convergence block 111 is operative to control convergence functions of apparatus 100. According to an exemplary embodiment, convergence block 111 outputs convergence control signals to yokes 115 to 117, as indicated in FIG. 4, which control a positive convergence adjustment for precisely focusing the high-intensity beams emitted from CRTs 112 to 114 on a screen (not shown).

CRTs 112 to 114 are operative to generate high-intensity red, green and blue beams, respectively, for display on a screen responsive to the color control signals from deflection block 110. Yokes 115 to 117 are operative to control CRTs 112 to 114, respectively, responsive to the deflection control signals from deflection block 110 and the convergence control signals from convergence block 111.

Referring to FIG. 6, a web browser 600 according to the principles of the invention is illustrated. The browser 600 includes a display interface module 610 for displaying a web page without static icons, a keyboard interface module 620 for receiving keypress signals from a keyboard, and pointer interface 630 for receiving signals from a pointing device. These modules can be implemented as software executable by a microprocessor such as the digital processing unit 103 shown in FIG. 5, or ASIC (application specific integrated circuit). The keyboard interface module 620 receives keypress signals and performs associated functions as illustrated above, so that no static icons are needed. Similarly, the pointer interface module 630 receives signals from a pointing device and performs functions as illustrated above so that static icons are not needed.

While the invention and the best mode known to the inventors for carrying it out has been described herein in sufficient detail for others skilled in this art to understand it and to make and use it, various alternatives, modifications, and improvements should become readily apparent without departing from the spirit and scope thereof.



**CLAIMS**

1. A web browser for preventing screen burn, comprising:  
a display interface module for displaying a web page;  
5 a keyboard interface module for receiving key press signals from a keyboard;  
and  
a pointer interface for receiving pointer signals from a pointing device, wherein  
when the web browser is invoked, no static icons are displayed.
2. The web browser of claim 1 wherein the static icons provide interfaces for the  
10 following functions: favorites, home, back, forward, stop, refresh, close browser,  
search, address bar, and text size.
3. The web browser of claim 2 wherein each of the functions is mapped to a  
corresponding key in the keyboard.
4. The web browser of claim 2 wherein each of the functions is listed in a pop-up  
15 menu when a button on the pointing device is pressed.
5. A television apparatus having the web browser of claim 1, the television  
apparatus comprising a display, means for receiving television signals, means  
for accessing the Internet, the keyboard, and means to invoke the browser on  
the display.
- 20 6. The television apparatus of claim 5 having projection means wherein either  
television video or the browser is displayed on a projection screen.
7. The television apparatus of claim 5 further including means to close the browser  
and display television after a predetermined idle timeout interval.
8. The television apparatus of claim 5 wherein the means for accessing the  
25 Internet comprises a cable connection, DSL connection, or modem.
9. The television apparatus of claim 5 further comprising means to map browser  
functions to keyboard keys.

10. The television apparatus of claim 9 wherein the keyboard keys to browser function mapping comprises mapping one or more of: favorites to favorite keys, back function to a back key, forward function to a forward key, open function to an open key, close browser function to a clear key, close window function to a close window key, search function to a search key, previous window to a previous window key, next window to a next window key, display address bar function to an address key, find text to a find text key, text size increase to a text size increase key, up function to an up key, down to a down key, right to a right key, left to a left key.
11. The television apparatus of claim 5 having means to map favorite web pages to favorite keys upon pressing a favorite key on the keyboard wherein after the mapping of the favorite web page to the favorite key, upon subsequent pressing of the mapped favorite key, the mapped favorite web page is opened.
12. The television apparatus of claim 5 further including the pointing device.
13. A method of avoiding screen burn on a display screen of a television apparatus which includes a browser function comprising displaying a browser having no static icons on the display screen and assigning mapping browser functions to the special function keys on the keyboard.
14. The method of claim 13 wherein the television apparatus is a projection television.
15. The method of claim 13 wherein the browser functions mapped to special function keys comprise one or more of: favorites to favorite keys, back function to a back key, forward function to a forward key, open function to an open key, close browser function to a clear key, close window function to a close window key, search function to a search key, previous window to a previous window key, next window to a next window key, display address bar function to an address key, find text to a find text key, text size increase to a text size increase key, up function to an up key, down to a down key, right to a right key, left to a left key.

16. The method of claim 13 further including bookmarking a favorite web page upon receiving a favorite key press signal, while the web page is being displayed, from the keyboard for a time, which exceeds a predetermined time threshold.
- 5 17. The method of claim 16 comprising providing a plurality of programmable favorite keys on the keyboard and assigning a plurality of favorites to each favorite key which are selectable with combinations of the favorite key with shift, control, function, and/or alt keys.
- 10 18. The method of claim 13 further comprising automatically closing the browser and invoking television display upon elapse of a predetermined idle timeout interval.
19. The method of claim 13 wherein the browser is displayed as a graphical user interface on the display screen.




FIG. 1




FIG. 2

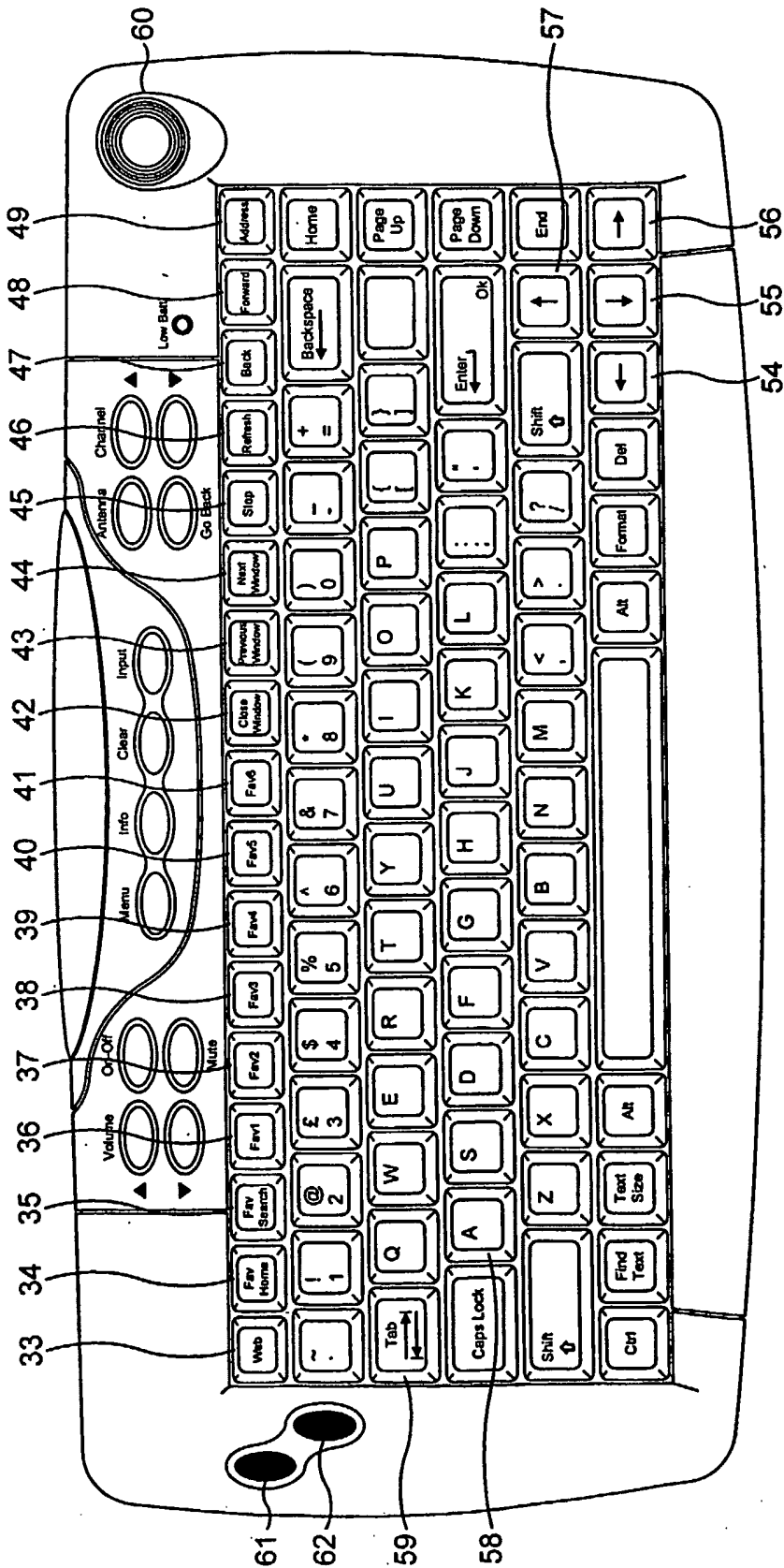


FIG. 3

4 / 6

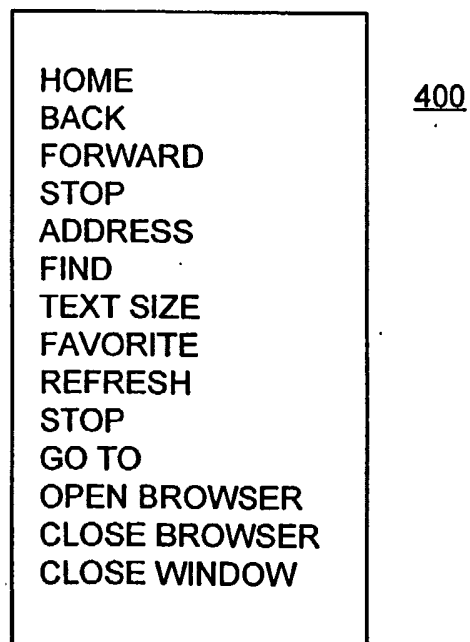


FIG. 4

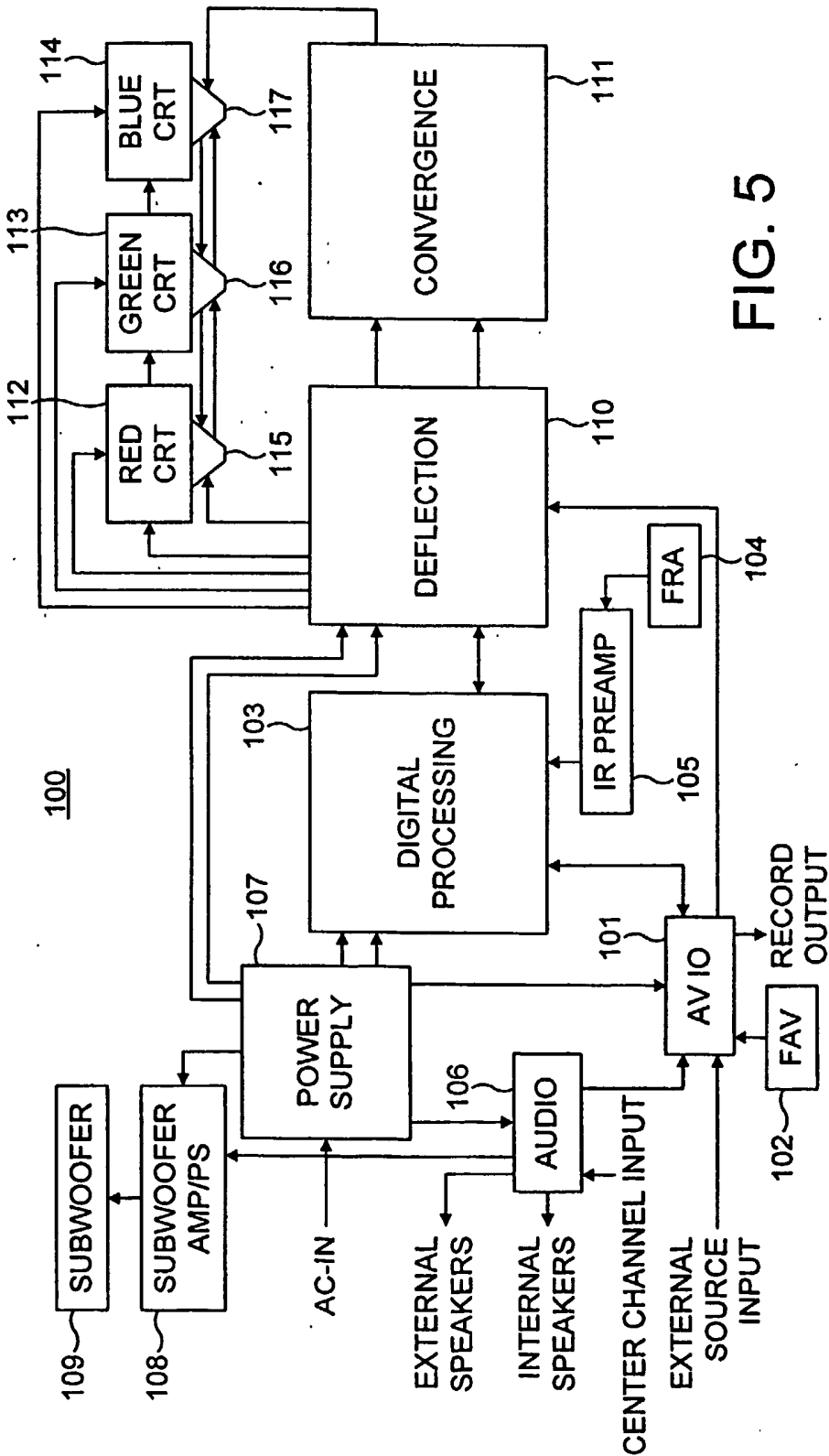
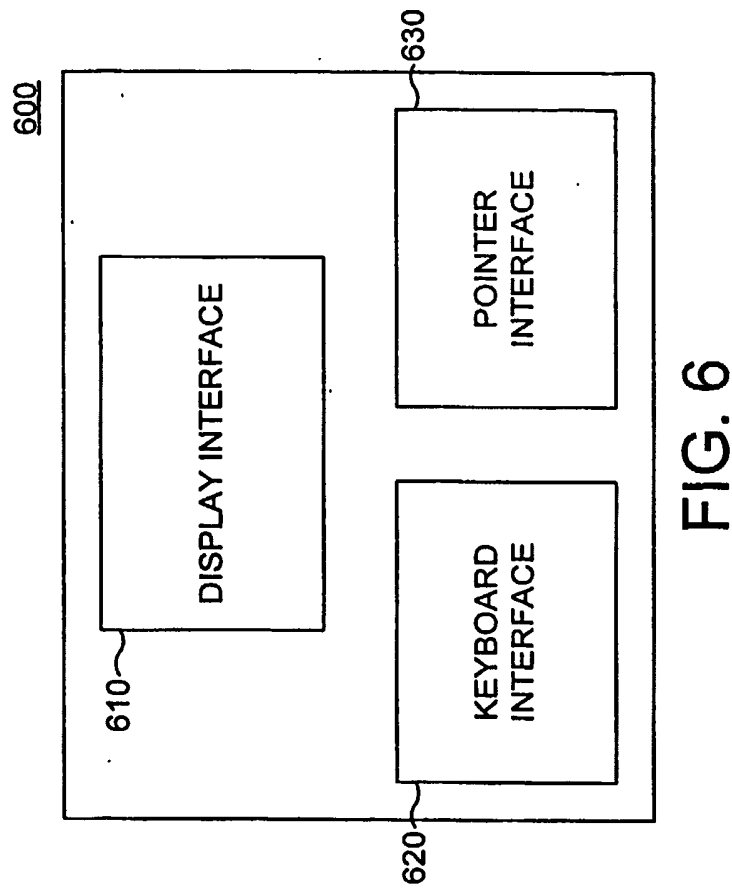


FIG. 5





## INTERNATIONAL SEARCH REPORT

International Application No

PCT/US 03/11873

A. CLASSIFICATION OF SUBJECT MATTER  
IPC 7 G06F17/30

According to International Patent Classification (IPC) or to both national classification and IPC

## B. FIELDS SEARCHED

Minimum documentation searched (classification system followed by classification symbols)

IPC 7 G06F

Documentation searched other than minimum documentation to the extent that such documents are included in the fields searched

Electronic data base consulted during the international search (name of data base and, where practical, search terms used)

EPO-Internal

## C. DOCUMENTS CONSIDERED TO BE RELEVANT

Category *	Citation of document, with indication, where appropriate, of the relevant passages	Relevant to claim No.
X	<p>ANONYMOUS: "Professional JavaScript. WebTV"</p> <p>INTERNET ARTICLE, 'Online! 12 April 2001 (2001-04-12), XP002251099 Retrieved from the Internet: &lt;URL:http://web.archive.org/web/20010905195235/http://webreference.com/programming/javascript/professional/chap4/5/3.html&gt; 'retrieved on 2003-08-12! the whole document</p> <p style="text-align: center;">--- -/--</p>	1-19



Further documents are listed in the continuation of box C.



Patent family members are listed in annex.

## \* Special categories of cited documents:

- \*A\* document defining the general state of the art which is not considered to be of particular relevance
- \*E\* earlier document but published on or after the international filing date
- \*L\* document which may throw doubts on priority claim(s) or which is cited to establish the publication date of another citation or other special reason (as specified)
- \*O\* document referring to an oral disclosure, use, exhibition or other means
- \*P\* document published prior to the international filing date but later than the priority date claimed

- \*T\* later document published after the international filing date or priority date and not in conflict with the application but cited to understand the principle or theory underlying the invention
- \*X\* document of particular relevance; the claimed invention cannot be considered novel or cannot be considered to involve an inventive step when the document is taken alone
- \*Y\* document of particular relevance; the claimed invention cannot be considered to involve an inventive step when the document is combined with one or more other such documents, such combination being obvious to a person skilled in the art.
- \* & \* document member of the same patent family

Date of the actual completion of the international search

13 August 2003

Date of mailing of the international search report

26/08/2003

Name and mailing address of the ISA

European Patent Office, P.B. 5818 Patentlaan 2  
NL - 2280 HV Rijswijk  
Tel. (+31-70) 340-2040, Tx. 31 651 epo nl,  
Fax: (+31-70) 340-3016

Authorized officer

Sanandr s Ledesma, J

## INTERNATIONAL SEARCH REPORT

International Application No

PCT/US 03/11873

## C.(Continuation) DOCUMENTS CONSIDERED TO BE RELEVANT

Category *	Citation of document, with indication, where appropriate, of the relevant passages	Relevant to claim No.
P, X	ANONYMOUS: "Getting Started with your Browser" INTERNET ARTICLE. THOMSON MULTIMEDIA, 'Online! 2002, XP002251100 Retrieved from the Internet: <URL:www.rca.com/Access/scenium/Browser> 'retrieved on 2003-08-12! the whole document ---	1-19
A	EP 0 575 956 A (THOMSON CONSUMER ELECTRONICS) 29 December 1993 (1993-12-29) the whole document ---	11,16,17
A	EP 0 811 940 A (WEBTV NETWORKS INC) 10 December 1997 (1997-12-10) column 4, line 33 -column 5, line 43 column 6, line 19 -column 7, line 52 column 18, line 30 -column 21, line 20 -----	1-19

# INTERNATIONAL SEARCH REPORT

Information on patent family members

International Application No

PCT/US 03/11873

Patent document cited in search report		Publication date	Patent family member(s)	Publication date
EP 0575956	A	29-12-1993	US 5317403 A	31-05-1994
			CN 1085034 A ,B	06-04-1994
			DE 69320876 D1	15-10-1998
			DE 69320876 T2	01-04-1999
			EP 0575956 A2	29-12-1993
			ES 2121899 T3	16-12-1998
			JP 3061340 B2	10-07-2000
			JP 6090408 A	29-03-1994
			MX 9303858 A1	31-01-1994
			TR 27324 A	12-01-1995
EP 0811940	A	10-12-1997	US 6034689 A	07-03-2000
			AU 3139197 A	05-01-1998
			EP 0811940 A2	10-12-1997
			JP 10171842 A	26-06-1998
			KR 274135 B1	15-12-2000
			US 2001003823 A1	14-06-2001
			WO 9747143 A2	11-12-1997
			US 6023268 A	08-02-2000
			US 6230319 B1	08-05-2001
			US 6133913 A	17-10-2000
			US 6259442 B1	10-07-2001
			US 6496205 B1	17-12-2002
			US 6473099 B1	29-10-2002
			US 6008836 A	28-12-1999
			US 6005563 A	21-12-1999
			US 5940074 A	17-08-1999
			US 5945991 A	31-08-1999
			US 2002054069 A1	09-05-2002
			US 2002021308 A1	21-02-2002
			US 5974461 A	26-10-1999