

(Model.)

J. A. SHEFFIELD.

EGG TESTER.

No. 266,728.

Patented Oct. 31, 1882.

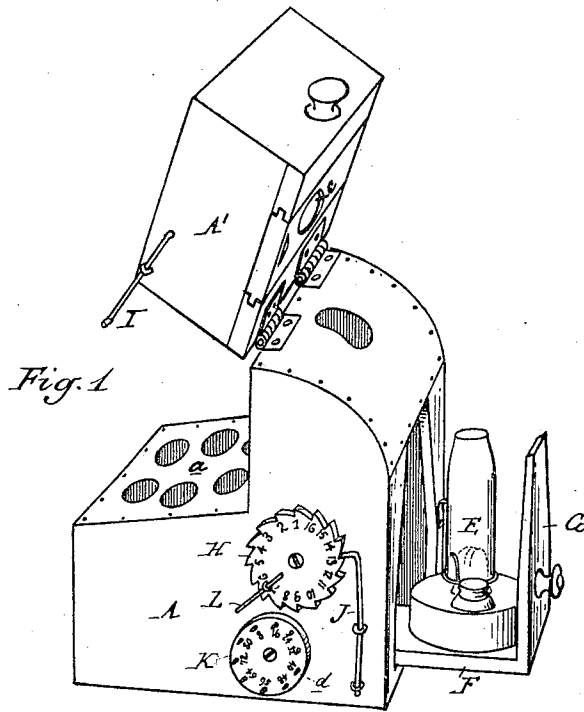


Fig. 1

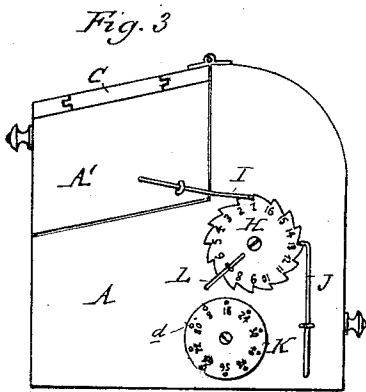


Fig. 3

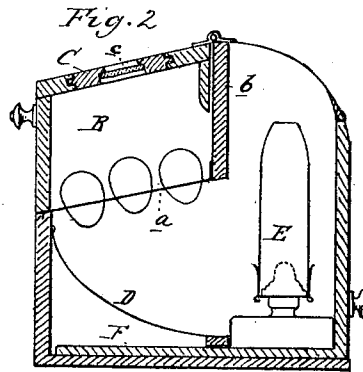


Fig. 2

Attest:

A. Barthel
N. J. Sprague

Inventor:

James A. Sheffield
per Thos. S. Sprague

Atty

UNITED STATES PATENT OFFICE.

JAMES A. SHEFFIELD, OF BOAZ, WISCONSIN.

EGG-TESTER.

SPECIFICATION forming part of Letters Patent No. 266,728, dated October 31, 1882.

Application filed June 10, 1882. (Model.)

To all whom it may concern:

Be it known that I, JAMES A. SHEFFIELD, of Boaz, in the county of Richland and State of Wisconsin, have invented new and useful Improvements in Egg-Testers; and I hereby declare that the following is a full, clear, and exact description thereof, reference being had to the accompanying drawings, which form a part of this specification.

10 The nature of this invention relates to certain new and useful improvements in the construction of that class of devices ordinarily denominated "egg-testers."

15 The object of the invention is to provide a device for the purpose which will enable the dealer to positively separate the bad from the good eggs, and which will register the number of eggs inspected.

20 The invention consists in the peculiar construction, arrangement, and various combinations of the parts, all as more fully hereinafter set forth.

Figure 1 is a perspective view. Fig. 2 is a vertical section. Fig. 3 is a side elevation.

25 In the accompanying drawings, A represents a suitable case or box, in the upper portion of which is formed the chamber B by the inclined partition *a* and the vertical partition *b*. The portion A' of the case A, which covers this chamber B, is severed from the main case, as shown, and is hinged thereto at the top, thus admitting of easy access to the chamber for the purpose of placing the eggs to be inspected in the holes in the inclined partition *a*.
35 In the top of this hinged portion A' of the case A, I place a slide, C, in which I insert a glass, *c*, through which a view can be had into the chamber B. Immediately under this chamber I secure a reflector, D, which reflects the light from the lamp E up against the bottom of the partition *a*, making it very light below the eggs, while the chamber B is very dark. The lamp E is secured upon a slide, F, arranged in the bottom of the case A, and which is provided with a slide-door, G, for closing the opening in the wall of the case through which the lamp is introduced.

45 Properly journaled to the side of the case A is a ratchet-wheel, H, which is actuated by a spring-arm, I, secured to the hinged case A', and is prevented from having a retrograde movement by the spring pawl or dog J. Below this ratchet-

wheel there is properly journaled the disk K, which has a series of equidistant studs, *d*, projecting from its face. At every rotation of the ratchet-wheel H a tappet, L, secured to its face, acts upon one of the studs of the disk K, causing it to move the distance of one stud.

In practice, first supposing that the partition *a* is provided with six holes for receiving eggs, and that the lamp is lighted, the case A' is raised and the eggs placed in the holes in the partition *a*, and then the case is closed. This causes the spring-arm I to move the ratchet-wheel one notch, registering thereby one-half dozen. By looking through the glass *c* in the slide C the condition of the eggs can readily be seen, and if any are found defective or bad they are removed through the slide and others put in their place. If they are all good, the case A is again opened, the eggs removed, and others put in, when, upon closing the case, the ratchet registers the second half-dozen, and so on until the ratchet-wheel has made an entire revolution, when the tappet L comes in contact with one of the studs *d* of the disk K, causing the latter to move the distance of one stud and register thereby the whole number of dozens previously registered in half-dozens by the ratchet-wheel.

80 By this construction and arrangement of parts I am enabled to separate the good eggs from the bad ones and keep a correct count thereof, without the risk of making mistakes in the counting.

I am aware of English Patent No. 464 of 1868, in which the light from the lamp passes through the egg and is viewed from a reflector, and such construction is not sought to be covered in this application.

90 What I claim as new is—

The egg-tester herein described, having the removable lamp-frame and lamp, the dishing reflector arranged in front of and adjacent thereto when the lamp is in position to reflect the rays of light upon the convex surfaces of the eggs, the perforated plate *a*, and the hinged portion C, having the inspecting-aperture *c*, the whole constructed, combined, arranged, and adapted to serve as set forth.

JAMES A. SHEFFIELD.

Witnesses:

S. A. KEPLER,
R. L. BARNES.