

W. DUESLER, Jr.

HAY-FORK.

No. 185,166.

Patented Dec. 12, 1876.

Fig 1




Fig. 2.

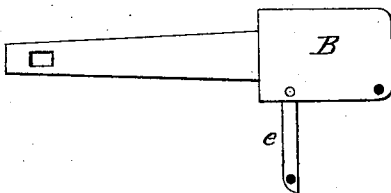
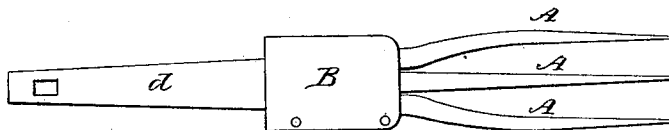


Fig. 3



Fig. 4.



WITNESSES

Nat. S. Cliphant.
William Goodwin.

INVENTOR

William Duesler Jr.,
per Cha. W. Fowler.
Attorney.

UNITED STATES PATENT OFFICE.

WILLIAM DUESLER, JR., OF ST. JOSEPH, MISSOURI.

IMPROVEMENT IN HAY-FORKS.

Specification forming part of Letters Patent No. **185,166**, dated December 12, 1876; application filed November 11, 1876.

To all whom it may concern:

Be it known that I, WILLIAM DUESLER, JR., of St. Joseph, in the county of Buchanan and State of Missouri, have invented a new and valuable Improvement in Hay-Forks; and I do hereby declare that the following is a full, clear, and exact description of the construction and operation of the same, reference being had to the annexed drawings, making a part of this specification, and to the letters and figures of reference marked thereon.

Figure 1 of the drawing is a representation of a detached view of the prongs. Fig. 2 is a side view of the head, to which the prongs are secured. Fig. 3 is a longitudinal section of the same. Fig. 4 is a view of the prongs and head complete.

The object and purpose of the present invention are to provide a grain or hay fork having an iron head, into which the prongs are inserted and held, and which are so arranged that if a prong becomes broken it can be readily replaced by another without the necessity of procuring an entire new fork, the construction and arrangement of the prongs and metal head being hereinafter described.

In the accompanying drawings, A represents the prongs or tines of the fork, of any suitable form or construction, the square ends of which have a recess, *a*, upon one side, and a shoulder, *b*, of corresponding form, on the other side. These prongs A may be of any number desired, and the two outer ones are somewhat different, one of which has no recess, while the other has both a recess and shoulder, which fits within a recess, *c*, of similar form, upon the side of and within a metal head, B, said head being formed with a tang, *d*, to admit of its being readily secured to the handle of the fork. The head B has a hinged

or pivoted cap, so that when swung open the prongs may easily be placed in their proper position within the head, after which the cap is closed and locked in place by a pin passing through holes in the head and end of the cap, which firmly secures and holds the prongs within said head, while at the same time any one of the prongs may be removed when broken or injured, and replaced by another by simply withdrawing the pin and swinging back the hinged cap, which allows their ready removal.

The simple construction of the prongs and head admits of the forks being manufactured at a greatly reduced cost over those now in use, and is exceedingly durable and effective.

I do not wish it understood to confine myself to any particular locking device for securing the cap to the head, as in place of a pin a screw-rod may be used, or it may have a spring-catch, as deemed best. Neither do I wish to confine myself to the number of prongs used, as they may be increased or decreased in number, as found expedient.

Having now fully described my invention, what I claim as new, and desire to secure by Letters Patent, is—

In a grain or hay fork, the prongs or tines A, formed with recess *a* and shoulder *b*, in combination with head B, with recess *c*, and hinged or pivoted cap *e*, substantially as and for the purpose set forth.

In testimony that I claim the above I have hereunto subscribed my name in the presence of two witnesses.

WILLIAM DUESLER, JR.

Witnesses:

W. F. CONKLIN,
T. E. CUNDIFF.