



US00D617199S

(12) **United States Design Patent**
Watson et al.

(10) **Patent No.:** **US D617,199 S**

(45) **Date of Patent:** **** Jun. 8, 2010**

(54) **BOTTLE WITH CAP**

(75) Inventors: **James Watson**, Parsippany, NJ (US);
Philip Bordet-Stead, London (GB);
Alex Emmerich, Nowy Dwor
Mazowiecki (PL); **Krzysztof Krajewski**,
Nowy Dwor Mazowiecki (PL);
Beatrycze Holowiecka, Nowy Dwor
Mazowiecki (PL)

(73) Assignee: **Reckitt Benckiser N.V.**, WT Hoofddorp
(NL)

(**) Term: **14 Years**

(21) Appl. No.: **29/319,452**

(22) Filed: **Jun. 10, 2008**

(30) **Foreign Application Priority Data**

Dec. 20, 2007 (EM) 000848254

(51) **LOC (9) Cl.** **09-01**

(52) **U.S. Cl.** **D9/531**

(58) **Field of Classification Search** D9/516,
D9/528, 531, 550, 563, 575; 215/382, 384,
215/396, 398

See application file for complete search history.

(56) **References Cited**

U.S. PATENT DOCUMENTS

D314,140 S * 1/1991 Kornick et al. D9/528

D359,906 S * 7/1995 Carre et al. D9/528
D394,608 S * 5/1998 Renella et al. D9/531
D524,660 S * 7/2006 Floyd et al. D9/550
D525,137 S * 7/2006 Helps D9/528
D576,045 S * 9/2008 LeVasseur et al. D9/531
D583,244 S * 12/2008 Weyland et al. D9/531
D590,262 S * 4/2009 Watson et al. D9/528
D597,843 S * 8/2009 Franzolin et al. D9/531

* cited by examiner

Primary Examiner—Stella M Reid

Assistant Examiner—Shanda C Hill

(74) *Attorney, Agent, or Firm*—Norris, McLaughlin &
Marcus

(57) **CLAIM**

The ornamental design for a bottle with cap, as shown and
described.

DESCRIPTION

FIG. 1 is front perspective view of a bottle with cap, showing
our new design;

FIG. 2 is a right side elevation view thereof;

FIG. 3 is a left side elevation view thereof;

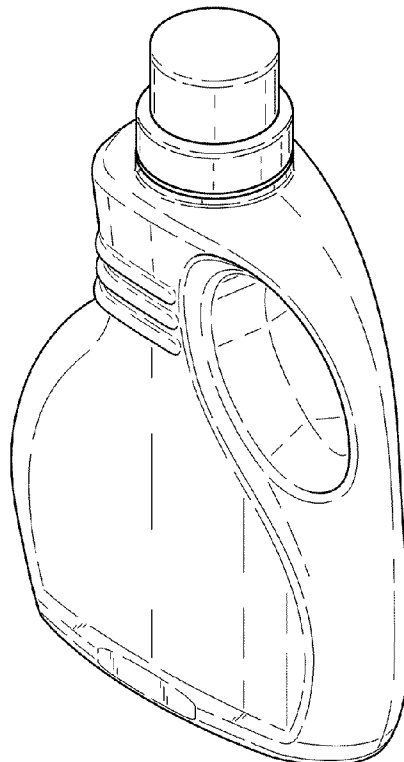
FIG. 4 is a front elevation view thereof;

FIG. 5 is a rear elevation view thereof;

FIG. 6 is a top plan view thereof; and,

FIG. 7 is a bottom plan view thereof.

1 Claim, 5 Drawing Sheets



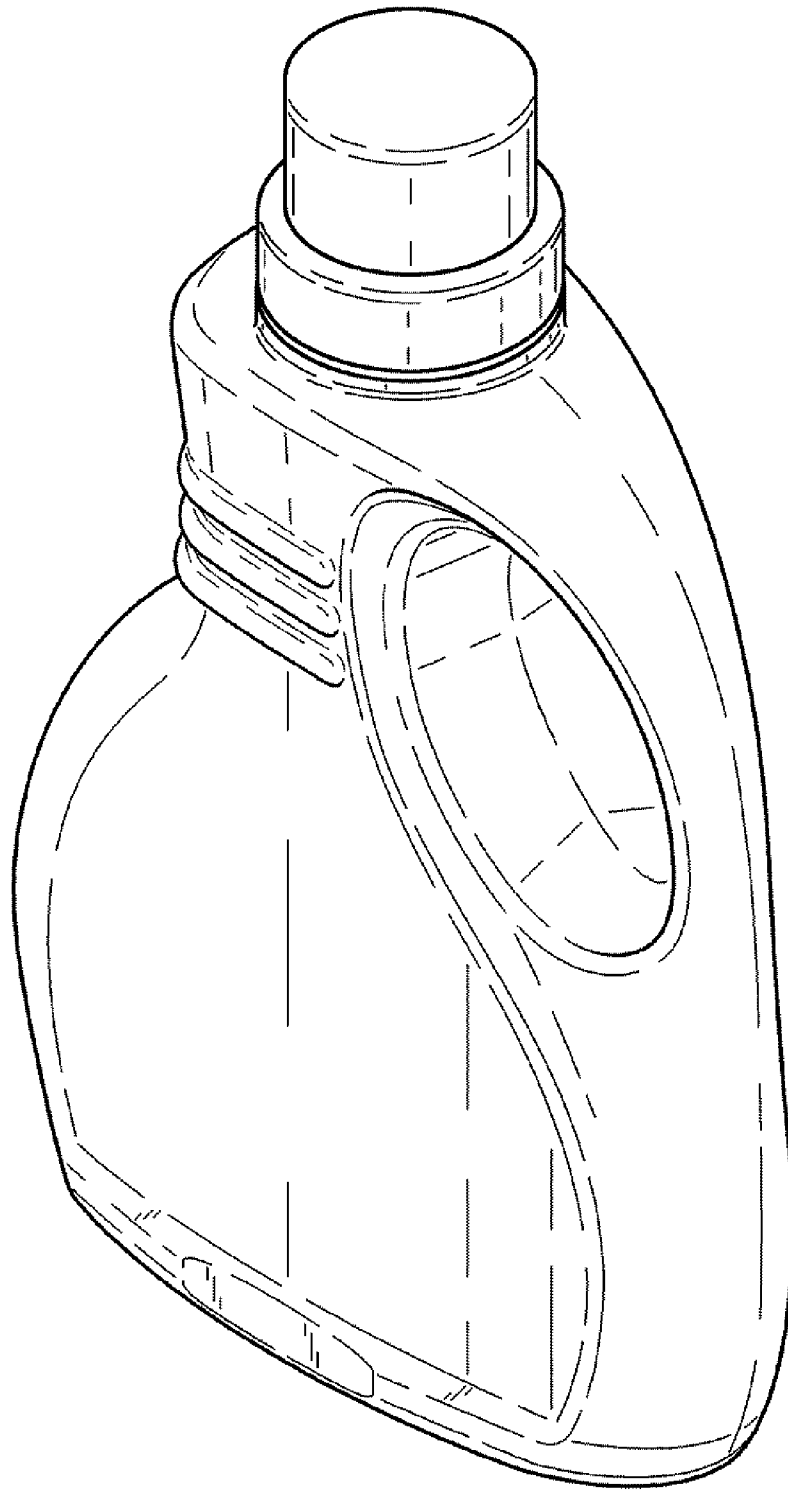


Fig. 1.




Fig. 2.

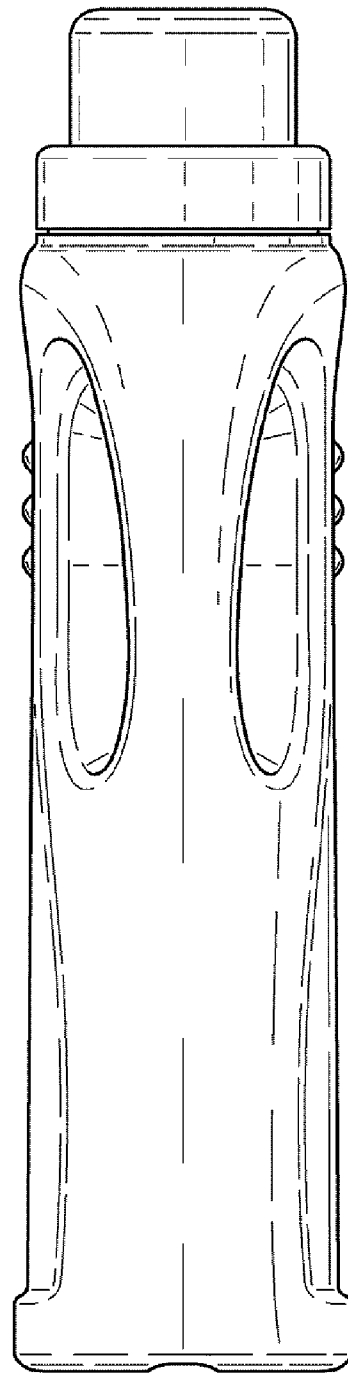


Fig. 3.

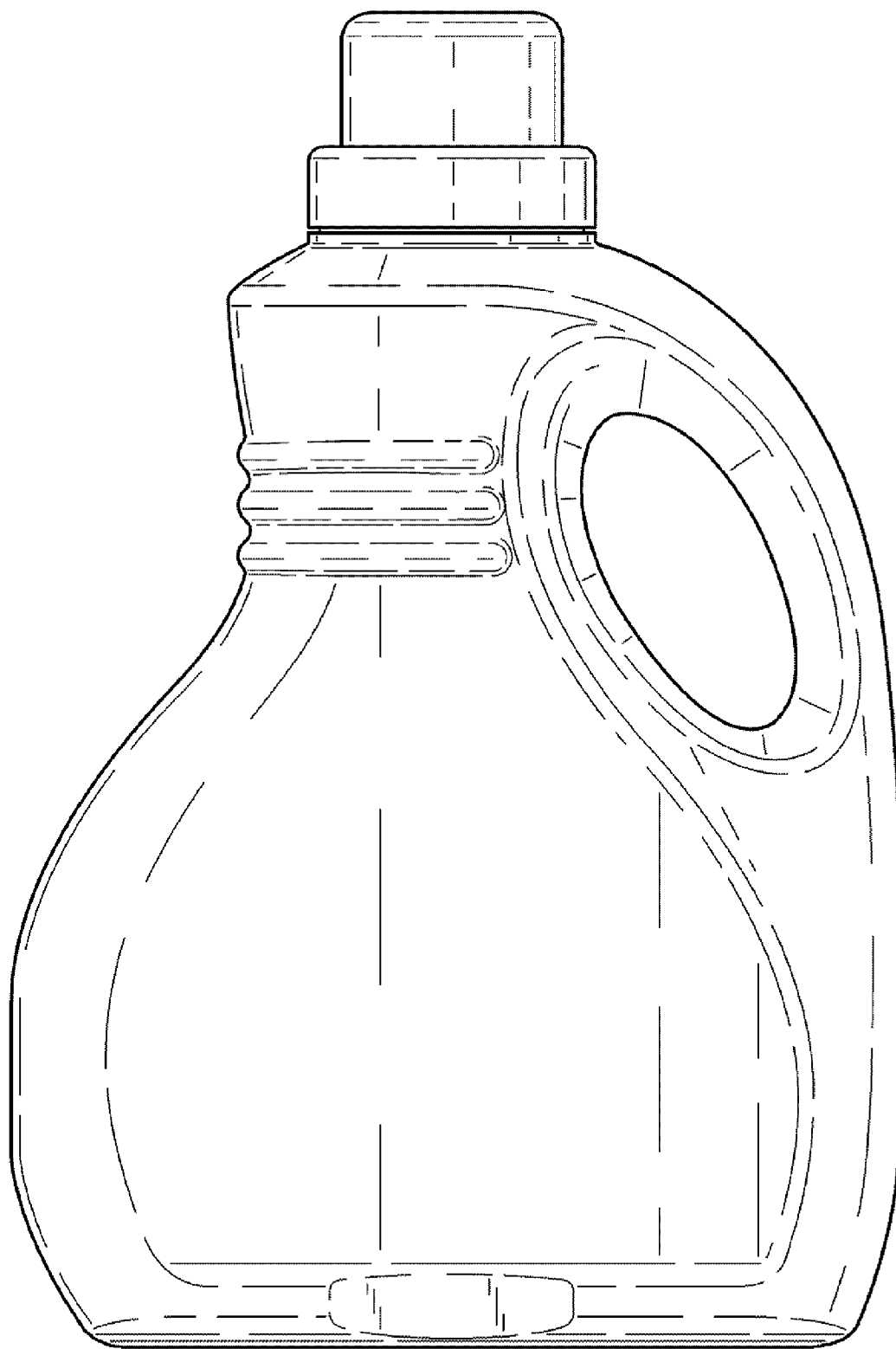


Fig. 4.




Fig. 5.

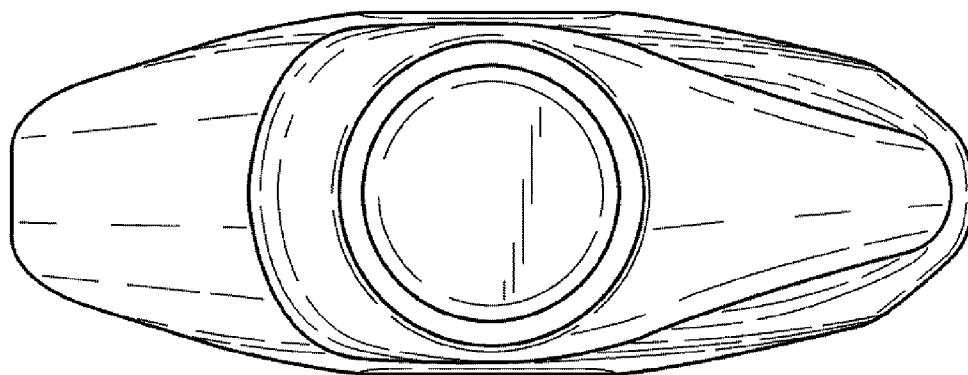


Fig. 6.




Fig. 7.