

(No Model.)

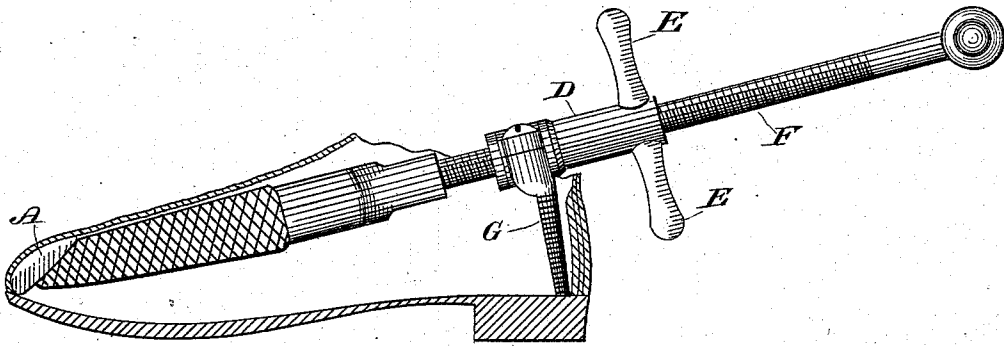
H. GLINES.

DEVICE FOR STRETCHING BOOTS AND SHOES.

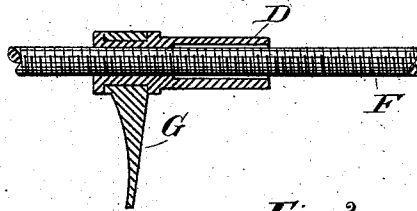
No. 293,448.

Patented Feb. 12, 1884.

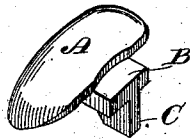
*Fig. 1*



*Fig. 2*



*Fig. 3*



*Witnesses*  
*S. S. Williamson*  
*W. J. Harland*

*Inventor*  
*Horace Glines*  
*By* *Smith & Nuttall*  
*Attys.*

# UNITED STATES PATENT OFFICE.

HORACE GLINES, OF BRIDGEPORT, CONNECTICUT.

## DEVICE FOR STRETCHING BOOTS AND SHOES.

SPECIFICATION forming part of Letters Patent No. 293,448, dated February 12, 1884.

Application filed December 10, 1883. (No model.)

*To all whom it may concern:*

Be it known that I, HORACE GLINES, a citizen of the United States, residing at Bridgeport, in the county of Fairfield and State of Connecticut, have invented certain new and useful Improvements in Devices for Stretching Boots and Shoes; and I do hereby declare the following to be a full, clear, and exact description of the invention, such as will enable others skilled in the art to which it appertains to make and use the same.

My invention relates to certain novel and useful improvements in devices for stretching boots and shoes, but is more especially intended to be an improvement on and used with the particular device for stretching boots and shoes for which Letters Patent were granted to me on the 19th day of December, A. D. 1882, said Letters Patent bearing No. 269,407, and has for its object to furnish a simple and economical appliance for stretching and raising the toe portion of the shoe desired to be enlarged.

With these ends in view, my invention consists in the combination of elements and details of construction hereinafter fully described, and then specifically designated by the claims.

In order that those skilled in the art to which my invention appertains may more fully understand its construction and operation, I will proceed to describe the same in detail, referring by letters to the accompanying drawings, forming a part of this specification, in which—

Figure 1 is a side elevation of my improvement in an operative position within the shoe; Fig. 2, a detail sectional view of the heel-piece and follower-nut, and Fig. 3 a detail perspective view of the toe-cap used in my improvement.

Similar letters denote like parts in the several figures of the drawings.

A is any suitable tip or cap, having upon its rear end the projection B, depending from which is the lug C, which is adapted to be inserted within the forward end of the hollow stock; and the cap rests upon the bearing-plates shown and described in the above-mentioned patent.

D is a follower-nut, threaded interiorly, having upon its rear end the handles E, and running upon the threaded rod F.

G is a heel-piece swivelly attached to the forward end of the follower-nut D, thus permitting the said nut to turn within said heel-piece. The bearing-surface of said heel-piece is constructed with a serrated or roughened surface, for the purpose of preventing any danger of slipping upward upon the inner surface of the shoe.

The operation of my invention is as follows: The cap A having been adjusted to the forward end of the stretcher, the follower-nut is run down toward the forward end of the threaded rod F, to allow the heel-piece G to enter easily into the rear portion of the shoe desired to be stretched. Then, by turning the follower-nut D, the toe-piece A is pushed into the toe of the shoe, thus raising and stretching it, as may be desired.

In my invention I do not wish to be confined to any particular shape of cap or toe-piece, the gist of my invention resting in the broad idea of a cap or toe piece with the mechanism for operating the same, substantially as shown and described.

Having thus described my invention, what I claim as new, and desire to secure by Letters Patent, is—

1. The combination, with a detachable toe-cap attached at the end of a threaded rod in a device for stretching shoes, of a heel-plate swivelly attached to a follower-nut running on said rod, and means for operating said nut, substantially as set forth.

2. In a shoe-stretcher, the combination, with a detachable cap or toe piece, of a follower-nut traveling upon the threaded rod which operates the stretching devices, and having swivelly attached thereto a heel-piece, and means for operating said rod and follower-nut independent of each other, substantially as and for the purpose set forth.

3. In combination with a device for stretching boots and shoes, as described, the cap or toe piece A and heel-piece G, connected with the follower-nut D, adapted to travel on the threaded rod F, substantially as shown and described.

In testimony whereof I affix my signature in presence of two witnesses.

HORACE GLINES.

Witnesses:

W. T. HAVILAND,  
S. S. WILLIAMSON.