



US00D716813S

(12) **United States Design Patent**
Deng

(10) **Patent No.:** **US D716,813 S**

(45) **Date of Patent:** **** Nov. 4, 2014**

(54) **COMPUTER MOUSE**

(71) Applicant: **Jianbo Deng**, Shenzhen (CN)

(72) Inventor: **Jianbo Deng**, Shenzhen (CN)

(**) Term: **14 Years**

(21) Appl. No.: **29/497,666**

(22) Filed: **Jul. 28, 2014**

(51) **LOC (10) Cl.** **14-02**

(52) **U.S. Cl.**
USPC **D14/409**

(58) **Field of Classification Search**
USPC D14/402-411, 356, 388, 389, 383-385,
D14/417, 426; 345/156-167; 463/36-38;
358/471, 473; 273/148 B

See application file for complete search history.

(56) **References Cited**

U.S. PATENT DOCUMENTS

D438,211 S *	2/2001	Jones et al.	D14/409
D448,380 S *	9/2001	Sheehan et al.	D14/417
D470,496 S *	2/2003	Sheehan et al.	D14/417
D543,983 S *	6/2007	Large	D14/409
D562,822 S *	2/2008	Canavan et al.	D14/409
D593,099 S *	5/2009	Kujawski et al.	D14/409
D620,009 S *	7/2010	Lin et al.	D14/409
D624,918 S *	10/2010	Kujawski et al.	D14/409

D666,199 S *	8/2012	Kujawski et al.	D14/409
D667,410 S *	9/2012	Altaai	D14/417
D681,039 S *	4/2013	Altaai	D14/417

* cited by examiner

Primary Examiner — Austin Murphy

(74) *Attorney, Agent, or Firm* — Ted Masters

(57) **CLAIM**

The ornamental design for a computer mouse, as shown and described.

DESCRIPTION

FIG. 1 is a top plan view of a computer mouse; FIG. 2 is a front elevation view of the computer mouse; FIG. 3 is left side elevation view of the computer mouse; FIG. 4 is a right side elevation view of the computer mouse; FIG. 5 is rear elevation view of the computer mouse; FIG. 6 is right rear perspective view of the computer mouse; FIG. 7 is left rear perspective view of the computer mouse; FIG. 8 is a rear perspective view of the computer mouse; and, FIG. 9 is a top plan view of the computer mouse being used by the hand of a user.

The broken lines shown on the computer mouse are not part of the claimed invention.

In FIG. 9, the hand of a user is shown in broken lines and is not part of the claimed invention.

1 Claim, 9 Drawing Sheets

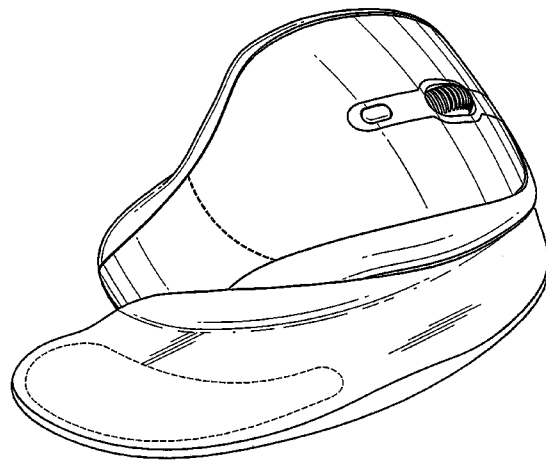
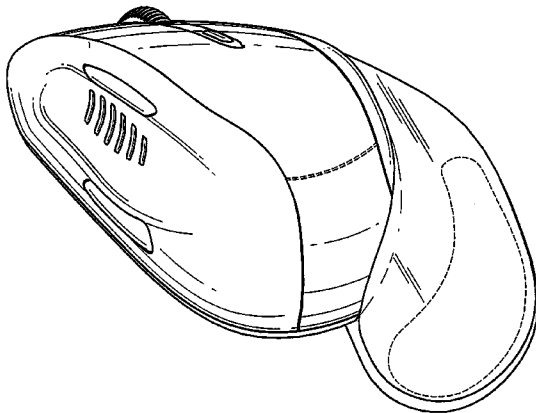



FIG. 1



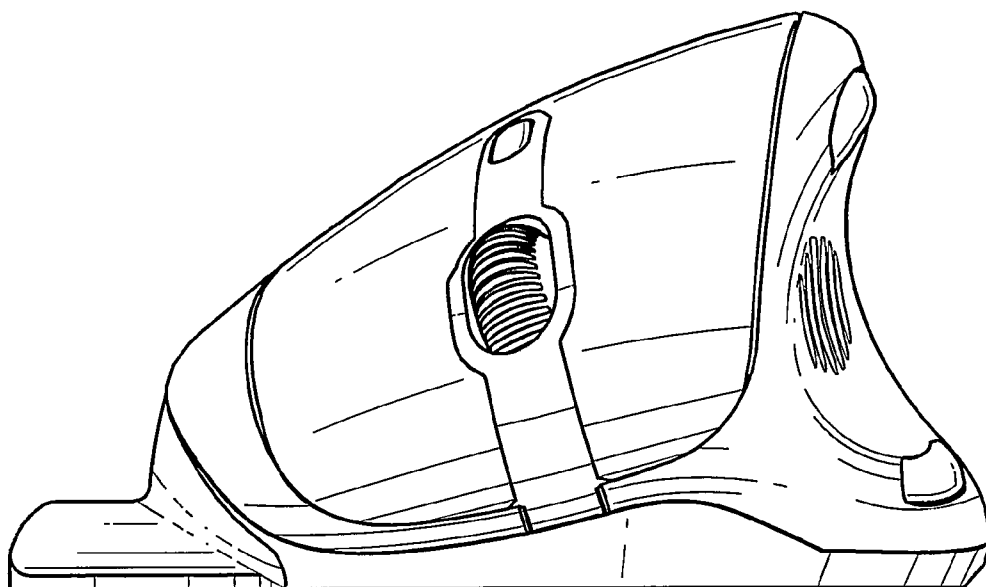


FIG. 2

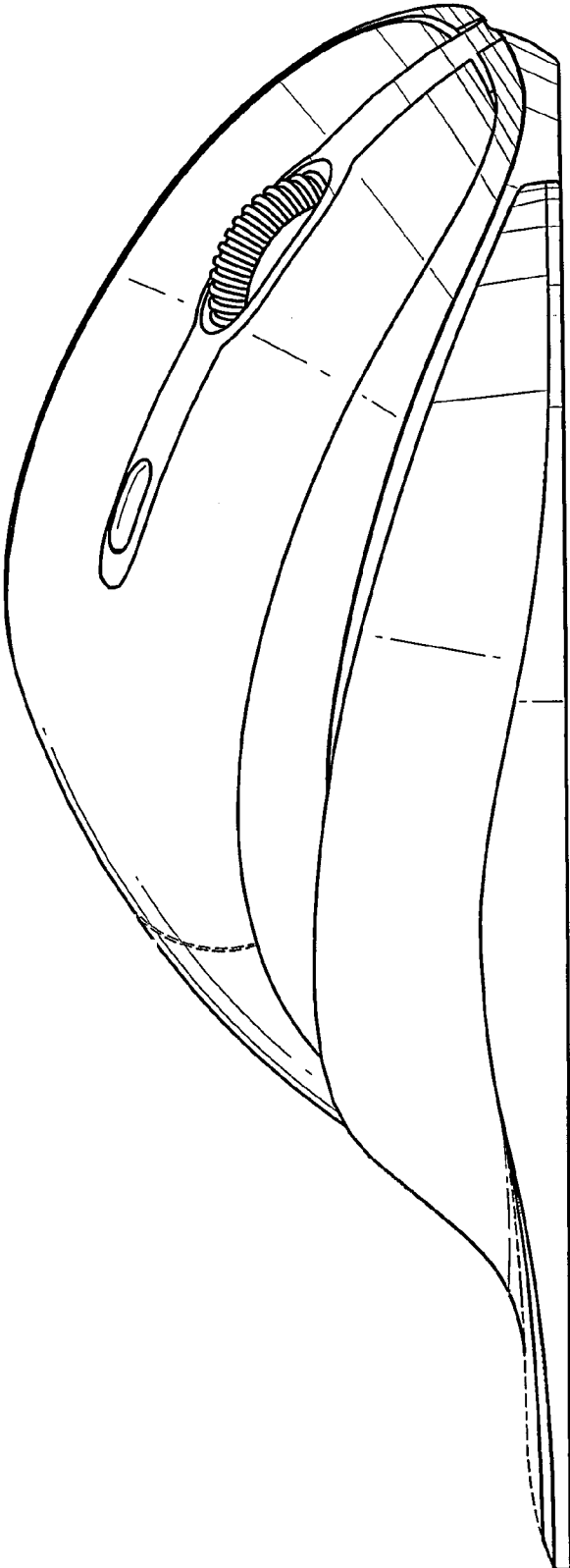


FIG. 3




FIG. 4

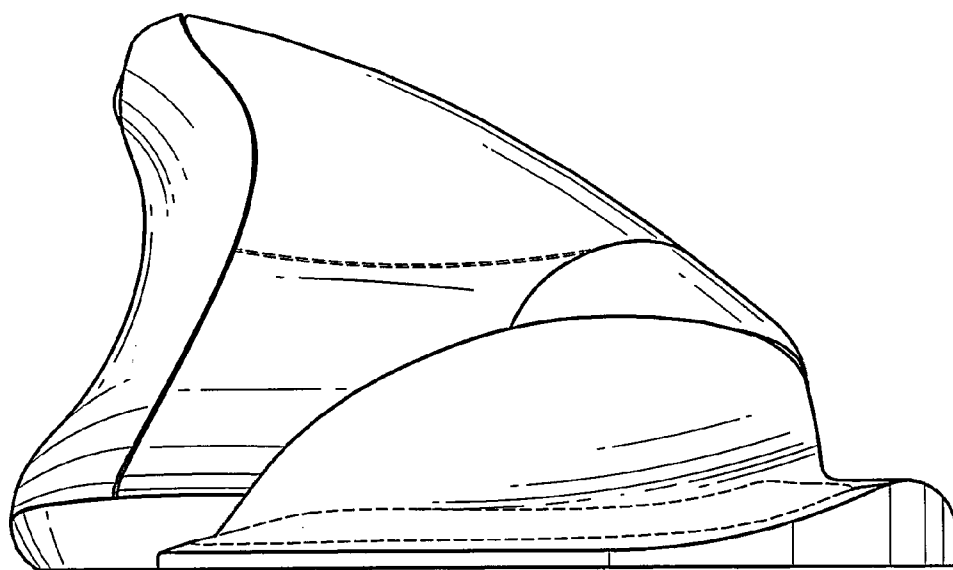


FIG. 5

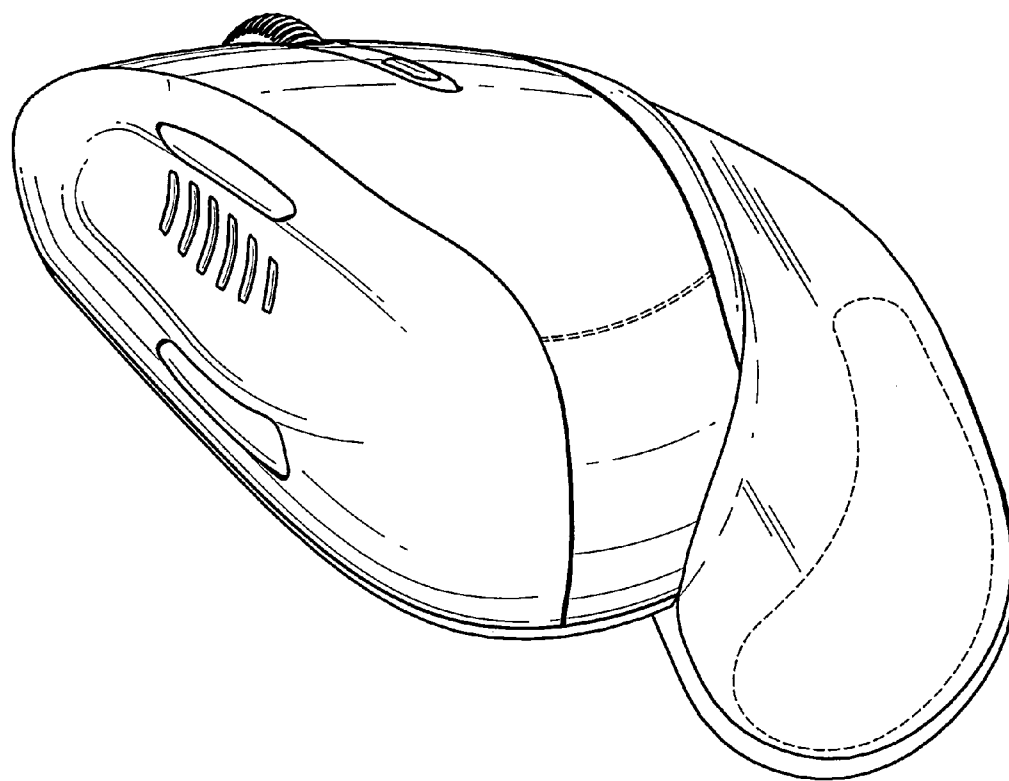


FIG. 6

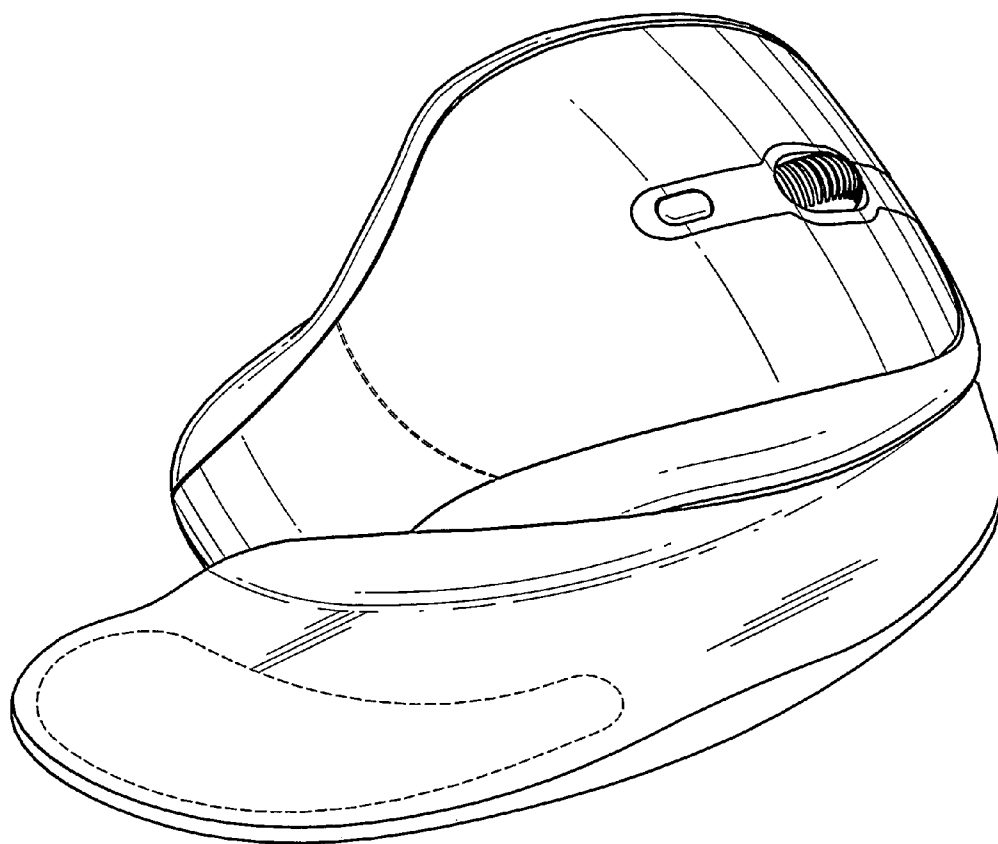


FIG. 7

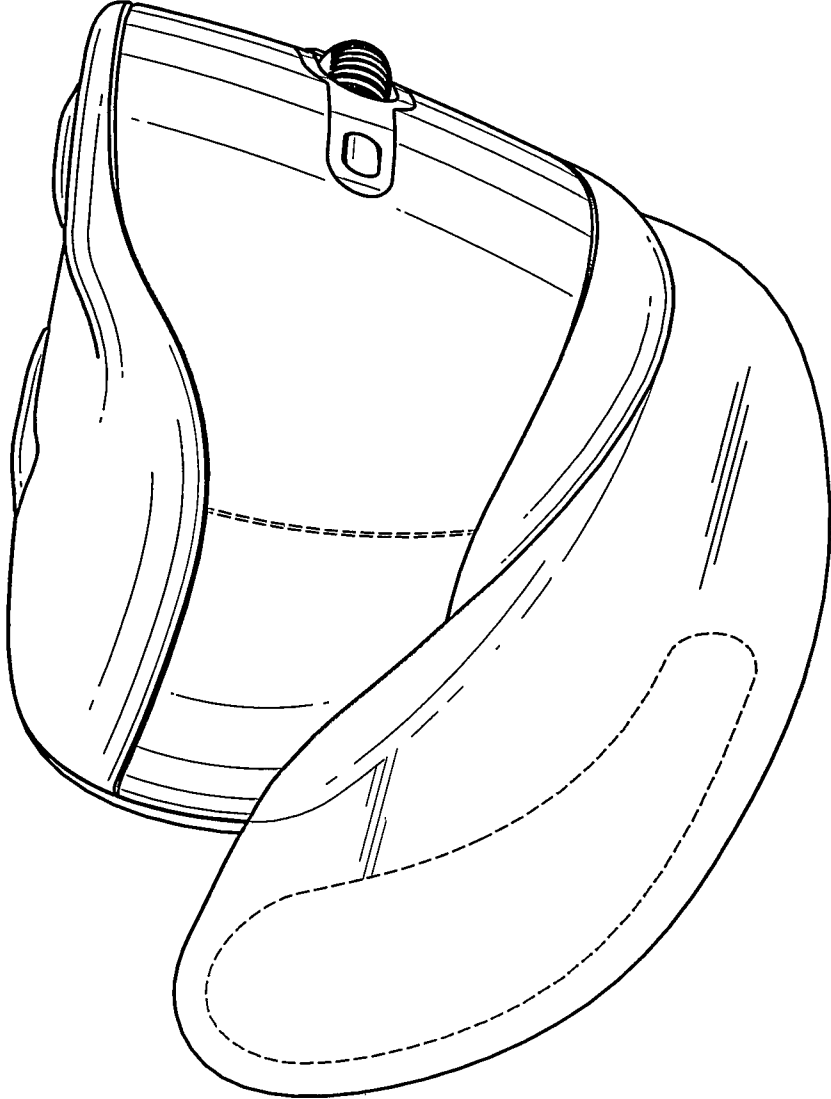


FIG. 8

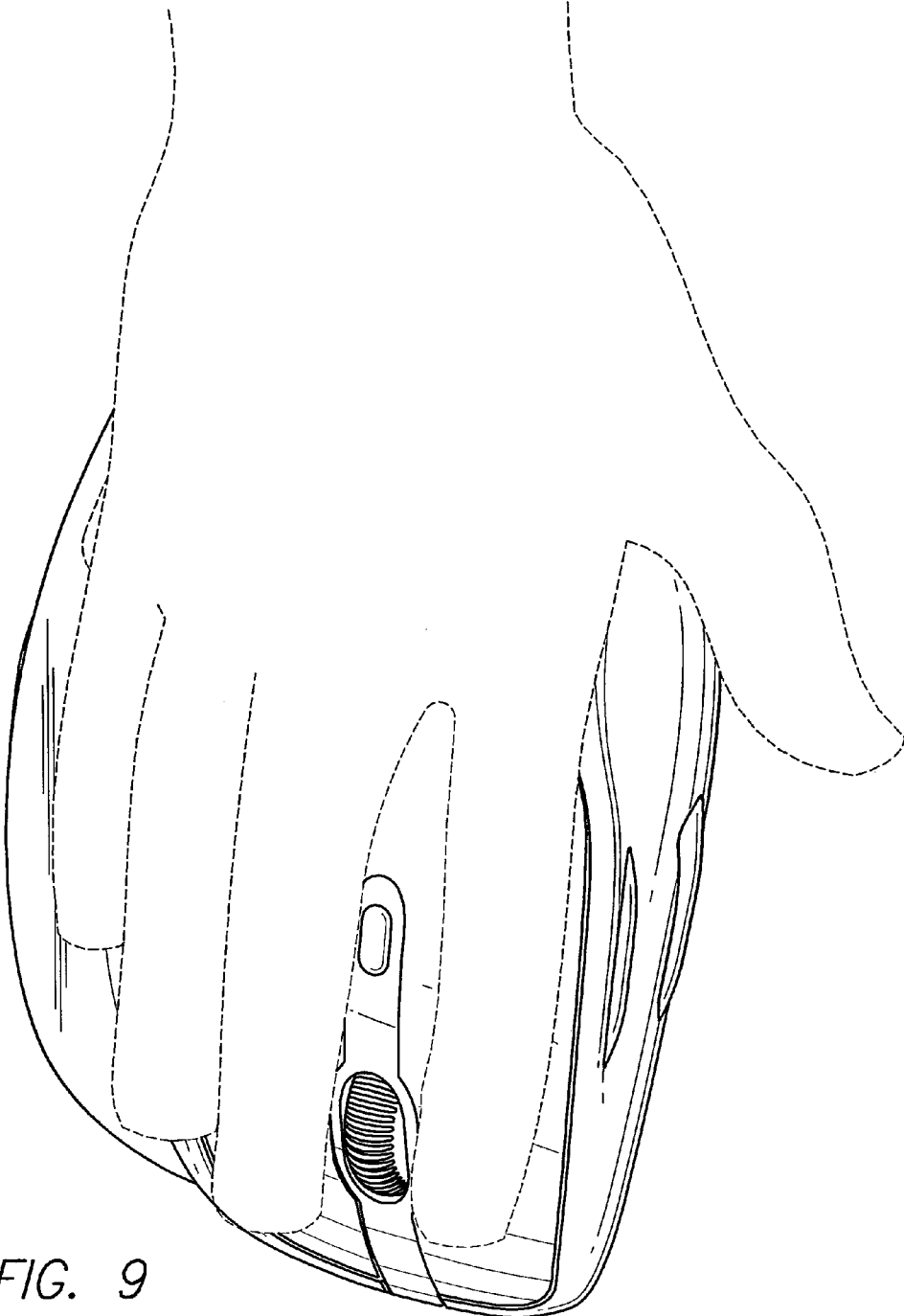


FIG. 9