



US00D445261S

(12) **United States Design Patent** (10) **Patent No.:** **US D445,261 S**
Barnholtz et al. (45) **Date of Patent:** **** Jul. 24, 2001**

(54) **PAPER PRODUCT**

(75) Inventors: **Steven Lee Barnholtz**, Hamilton;
David William Cabell, Cincinnati, both
of OH (US)

(73) Assignee: **The Procter & Gamble Company**,
Cincinnati, OH (US)

(*) Notice: This patent is subject to a terminal dis-
claimer.

(**) Term: **14 Years**

(21) Appl. No.: **29/119,387**

(22) Filed: **Feb. 28, 2000**

Related U.S. Application Data

(63) Continuation-in-part of application No. 29/106,490, filed on
Jun. 16, 1999, now Pat. No. Des. 423,231, which is a
continuation of application No. 29/091,823, filed on Aug. 6,
1998, now abandoned.

(51) **LOC (7) Cl.** **05-06**

(52) **U.S. Cl.** **D5/53; D5/55; D5/60**

(58) **Field of Search** D5/25, 47, 49,
D5/52, 53, 54, 56, 60, 99; 162/140; 428/35.6,
43, 44, 98, 141, 182, 187, 198, 199, 542.6,
904.4

(56) **References Cited**

U.S. PATENT DOCUMENTS

D. 33,013 7/1900 Migel .

(List continued on next page.)

OTHER PUBLICATIONS

Lockout—Jul. 11, 2000, Moist Mates Moist Toilet Tissue on
a Roll.

Patent Application No. 08/909,449 Filed Aug. 11, 1997;
P&G Case 6797; Title: Wipes Having a Substrate with a

Discontinuous Pattern of a High Internal Phase Inverse
Emulsion Disposed Thereon and Process of Making; Inven-
tors: Charles Z. Smith III, et al.

Primary Examiner—Robert M. Spear

(74) *Attorney, Agent, or Firm*—Vladimir Vitenberg; Tara
M. Rosnell

(57) **CLAIM**

The ornamental design for paper product, as shown and
described.

DESCRIPTION

FIG. 1 is a top front perspective view of a paper product,
showing our new ornamental design.

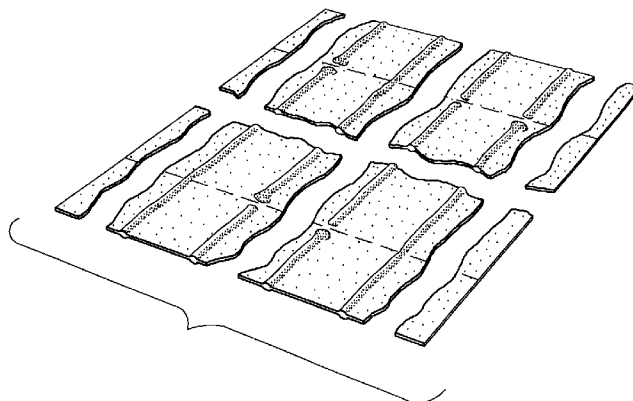
FIG. 2 is a top plan view of the paper product shown in FIG.
1, the opposite (bottom) side view being a mirror image
thereof.

FIG. 3 is a frontal elevational view of the paper product
shown in FIGS. 1 and 2, the opposite (rear) elevational view
being a mirror image thereof; and,

FIG. 4 is a side elevational view of the paper product shown
in FIGS. 1, 2 and 3, the opposite side elevational view being
a mirror image thereof.

It is to be understood that the design pattern shown in FIGS.
1-4 continues uniformly throughout a length and a width of
the paper product. The paper product is shown broken away
to indicate that the paper product has indeterminate width
and indeterminate length. The broken lines are for illustra-
tive purposes only and form no part of the claimed design.

1 Claim, 1 Drawing Sheet



US D445,261 S

Page 2

U.S. PATENT DOCUMENTS

D. 38,948	*	12/1907	Landenberger	D5/49				
D. 49,842		11/1916	Chace .					
D. 61,577	*	10/1922	Leiper	D5/49				
D. 62,468	*	6/1923	Boyd et al.	D5/49				
D. 70,619	*	7/1926	Leiper	D5/49				
D. 75,536		6/1928	Vrooman .					
D. 97,932		12/1935	George .					
D. 145,912		11/1946	Stone .					
D. 189,078		10/1960	Ellefson .					
D. 412,402		8/1999	Barnholtz et al. .					
D. 414,345		9/1999	Barnholtz et al. .					
					D. 414,611	10/1999	Barnholtz et al. .	
					D. 414,943	10/1999	Barnholtz et al. .	
					D. 421,527	*	3/2000	Barnholtz et al. D5/53
					D. 423,231	*	4/2000	Barnholtz et al. D5/53
					2,121,374		6/1938	Venner .
					4,390,575		6/1983	Kopp .
					5,143,776		9/1992	Givens .
					5,484,639		1/1996	Woodall .
					5,508,072		4/1996	Andersen et al. .
					5,580,629		12/1996	Dischler .
					5,763,041		6/1998	Leak et al. .

* cited by examiner

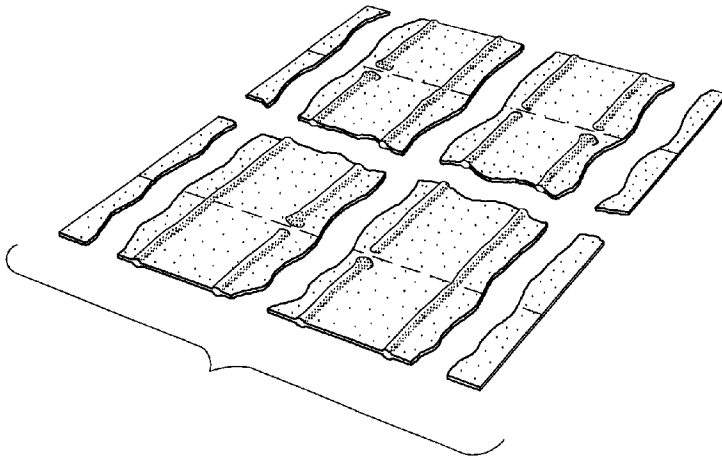


Fig. 1

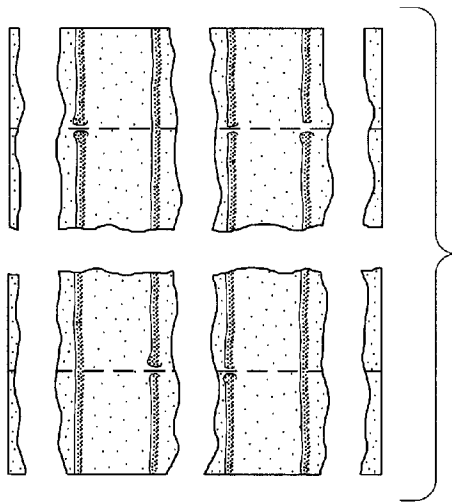


Fig. 2



Fig. 4

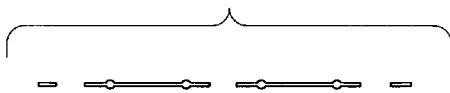


Fig. 3