

(12) STANDARD PATENT
(19) AUSTRALIAN PATENT OFFICE

(11) Application No. **AU 2004310358 B2**

(54) Title
Method and apparatus for processing data blocks during soft handover

(51) International Patent Classification(s)
H04B 1/28 (2006.01) **H04M 7/00** (2006.01)
H04B 7/00 (2006.01) **H04Q 7/20** (2006.01)
H04B 7/26 (2006.01) **H04Q 7/36** (2006.01)
H04L 1/00 (2006.01) **H04Q 7/38** (2006.01)
H04L 29/06 (2006.01)

(21) Application No: **2004310358** (22) Date of Filing: **2004.11.02**

(87) WIPO No: **WO05/048465**

(30) Priority Data

(31) Number	(32) Date	(33) Country
60/517,779	2003.11.05	US
10/939,256	2004.09.10	US

(43) Publication Date: **2005.05.26**

(44) Accepted Journal Date: **2008.05.15**

(71) Applicant(s)
InterDigital Technology Corporation

(72) Inventor(s)
Dick, Stephen G.;Terry, Stephen E.;Zhang, Guodong

(74) Agent / Attorney
Watermark Patent & Trademark Attorneys, Level 2 302 Burwood Road, Hawthorn, VIC, 3122

(56) Related Art
US 2002/0107971
US 2003/0039270
US 6445910
US 2003/0050097

(12) INTERNATIONAL APPLICATION PUBLISHED UNDER THE PATENT COOPERATION TREATY (PCT)

(19) World Intellectual Property
Organization
International Bureau



(43) International Publication Date
26 May 2005 (26.05.2005)

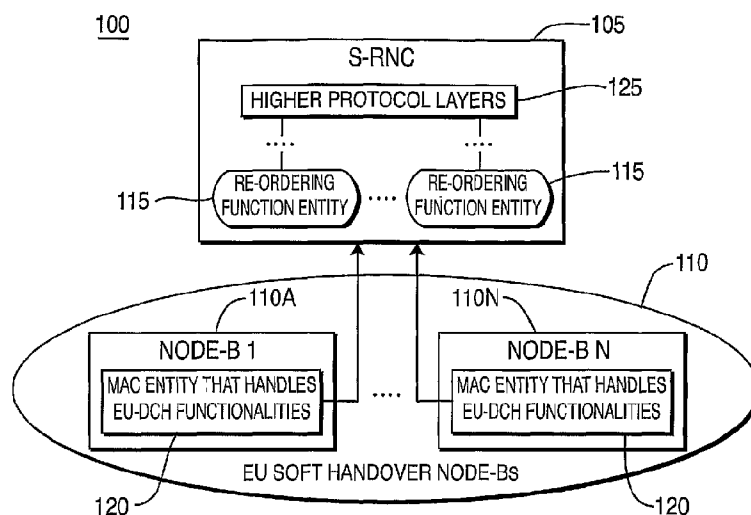
PCT

(10) International Publication Number
WO 2005/048465 A2

- (51) International Patent Classification⁷: **H04B** (74) Agent: BALLARINI, Robert, J.; Volpe and Koenig, P.C., United Plaza, Suite 1600, 30 South 17th Street, Philadelphia, PA 19103 (US).
- (21) International Application Number: PCT/US2004/036376
- (22) International Filing Date: 2 November 2004 (02.11.2004)
- (25) Filing Language: English
- (26) Publication Language: English
- (30) Priority Data:
60/517,779 5 November 2003 (05.11.2003) US
10/939,256 10 September 2004 (10.09.2004) US
- (71) Applicant (for all designated States except US): **INTER-DIGITAL TECHNOLOGY CORPORATION** [US/US]; 300 Delaware Avenue, Suite 527, Wilmington, DE 19801 (US).
- (72) Inventors; and
- (75) Inventors/Applicants (for US only): **ZHANG, Guodong** [CN/US]; 490 Main Street, Apt. C8, Farmingdale, New York 11735 (US). **TERRY, Stephen, E.** [US/US]; 15 Summit Avenue, Northport, NY 11768 (US). **DICK, Stephen, G.** [US/US]; 61 Bohann Drive, Nesconset, NY 11767 (US).
- (81) Designated States (unless otherwise indicated, for every kind of national protection available): AE, AG, AL, AM, AT, AU, AZ, BA, BB, BG, BR, BW, BY, BZ, CA, CH, CN, CO, CR, CU, CZ, DE, DK, DM, DZ, EC, EE, EG, ES, FI, GB, GD, GE, GH, GM, HR, HU, ID, IL, IN, IS, JP, KE, KG, KP, KR, KZ, LC, LK, LR, LS, LT, LU, LV, MA, MD, MG, MK, MN, MW, MX, MZ, NA, NI, NO, NZ, OM, PG, PH, PL, PT, RO, RU, SC, SD, SE, SG, SK, SL, SY, TJ, TM, TN, TR, TT, TZ, UA, UG, US, UZ, VC, VN, YU, ZA, ZM, ZW.
- (84) Designated States (unless otherwise indicated, for every kind of regional protection available): ARIPO (BW, GH, GM, KE, LS, MW, MZ, NA, SD, SL, SZ, TZ, UG, ZM, ZW), Eurasian (AM, AZ, BY, KG, KZ, MD, RU, TJ, TM), European (AT, BE, BG, CH, CY, CZ, DE, DK, EE, ES, FI, FR, GB, GR, HU, IE, IS, IT, LU, MC, NL, PL, PT, RO, SE, SI, SK, TR), OAPI (BF, BJ, CF, CG, CI, CM, GA, GN, GQ, GW, ML, MR, NE, SN, TD, TG).

[Continued on next page]

(54) Title: METHOD AND APPARATUS FOR PROCESSING DATA BLOCKS DURING SOFT HANDOVER



(57) Abstract: A method and apparatus for processing data blocks during soft handover. The apparatus may be a wireless communication system including at least two enhanced uplink soft handover (EU-SHO) Node-Bs and a radio network controller (RNC). Each Node-B decodes a received data block and forwards the decoded data block to the RNC. If the RNC receives at least one copy of a successfully decoded data block, the RNC uses a re-ordering function entity to process the copy of the successfully decoded data block to support in-sequence delivery to higher protocol layers. If the RNC receives more than one copy of a successfully decoded data block, the RNC discards the extra successfully decoded data block copies. The RNC is either a serving-RNC (S-RNC) or a controlling RNC (C-RNC). Each Node-B includes a medium access control (MAC) entity that handles enhanced uplink dedicated channel (EU-DCH) functionalities.



Published:

— without international search report and to be republished
upon receipt of that report

For two-letter codes and other abbreviations, refer to the "Guidance Notes on Codes and Abbreviations" appearing at the beginning of each regular issue of the PCT Gazette.

[0001] METHOD AND APPARATUS FOR
PROCESSING DATA BLOCKS DURING SOFT HANDOVER

[0002] FIELD OF THE INVENTION

[0003] The present invention relates to the field of wireless communications. More specifically, the present invention relates to processing data blocks in a multi-cell wireless communication system, such as a frequency division duplex (FDD) or time division duplex (TDD) system.

[0004] BACKGROUND

[0005] Methods for improving uplink coverage, throughput and transmission latency are currently being investigated in third generation partnership project (3GPP) in the context of the Release 6 (R6) universal mobile telecommunications system (UMTS) study item "FDD uplink enhancements".

[0006] It is widely anticipated that in order to achieve these goals, Node-B (base station) will take over the responsibility of scheduling and assigning uplink resources (physical channels) to users. The principle is that Node-B can make more efficient decisions and manage uplink radio resources on a short-term basis better than the radio network controller (RNC), even if the RNC retains coarse overall control. A similar approach has already been adopted in the downlink for Release 5 (R5) high speed downlink packet access (HSDPA) in both UMTS FDD and TDD modes.

[0007] It is also envisioned there could be several independent uplink transmissions processed between a wireless transmit/receive unit (WTRU) and a universal terrestrial radio access network (UTRAN) within a common time interval. One example of this would be medium access control (MAC) layer hybrid automatic repeat request (HARQ) or simply MAC layer automatic repeat request (ARQ) operation where each individual transmission may require a different number of retransmissions to be successfully received by UTRAN. To limit the impact on system architecture, it is expected that protocol layers above the MAC should not be affected by introduction of the enhanced uplink dedicated channel (EU-DCH). One requirement that is introduced by this is the in-

sequence data delivery to the radio link control (RLC) protocol layer. Therefore, similar to HSDP A operation in the downlink, a UTRAN re-ordering function is needed to organize the received data blocks according to the sequence generated by the WTRU RLC entity.

5 A soft handover macro-diversity operation requires centralized control of uplink transmissions in each cell within an active set. The active set may include a plurality of Node-Bs. Retransmissions are generated until successful transmission is realized by at least one of the Node-Bs. Successful transmission is not guaranteed at all of the Node-Bs. Therefore, since a complete set of
10 successful transmissions may not be available within anyone Node-B, re-ordering of successful transmissions cannot be accomplished.

SUMMARY OF THE INVENTION

The present invention is related to a method and apparatus for processing data blocks during soft handover. The apparatus may be a wireless
15 communication system, a radio network controller (RNC) or an integrated circuit (IC). The wireless communication system includes at least two enhanced uplink soft handover (EU-SHO) Node-Bs and an RNC. Each Node-B decodes a received data block and forwards the decoded data block to the RNC with an indication of a decoding result, i.e., a cyclic redundancy check (CRC). If the RNC
20 receives at least one copy of a successfully decoded data block, the RNC uses are-ordering function entity to process successfully decoded data blocks to provide in-sequence delivery to higher protocol layers. If the RNC receives more than one copy of a successfully decoded data block, the RNC discards the extra successfully decoded data block copies. The RNC is either a serving-RNC (S-
25 RNC) or a controlling-RNC (C-RNC). Each Node-B includes a medium access control (MAC) entity that handles enhanced uplink dedicated channel (EU-DCH) functionalities.

According to a first aspect, the present invention provides a method for processing data blocks during soft handover in a wireless communication system
30 including:

if a radio network controller (RNC) receives at least one copy of a successfully decoded data block from each of at least two Node-Bs, wherein each Node-B decoded a received data block and forwarded the decoded data block to

the RNC, the RNC using a re-ordering function entity to process the copy of the successfully decoded data block to support in-sequence delivery of data blocks received from said at least two Node-Bs to higher protocol layers;

wherein said method includes if the RNC receives more than one copy of a successfully decoded data block from the Node-Bs, the RNC discarding the extra successfully decoded data block copies.

According to a further aspect, the present invention provides a radio network controller (RNC) for processing data blocks forwarded to the RNC by at least two Node-Bs during soft handover to support in-sequence delivery to higher protocol layers external to the RNC, the RNC including:

at least one re-ordering function entity; and

means for receiving at least one copy of a successfully decoded data block from the Node-Bs, wherein the RNC is configured to use the at least one re-ordering function entity to process the copy of the successfully decoded data block;

wherein said radio network controller further includes:

means for discarding extra copies of a successfully decoded data block received from the Node-Bs.

According to a still further aspect, the present invention provides an integrated circuit (IC) for processing data blocks received from a plurality of data sources during soft handover in a wireless communication system, the IC including:

at least one re-ordering function entity; and

means for receiving at least one copy of a successfully decoded data block from the data sources, wherein the IC is configured to use the re-ordering function entity to process the copy of the successfully decoded data block to support in-sequence delivery to external higher protocol layers;

wherein said integrated circuit further includes:

means for discarding extra copies of a successfully decoded data block received from the data sources.

2b

BRIEF DESCRIPTION OF THE DRAWINGS

A more detailed understanding of the invention may be had from the following description of a preferred embodiment, given by way of example, and to be understood in conjunction with the accompanying drawings wherein:

[0013] Figure 1 is a block diagram of a wireless communication system for processing data blocks in a serving-RNC in accordance with a preferred embodiment of the present invention;

[0014] Figure 2 is a flowchart of a process including method steps for processing data blocks in the system of Figure 1;

[0015] Figure 3 is a block diagram of a wireless communication system for processing data blocks in a controlling-RNC in accordance with an alternate embodiment of the present invention; and

[0016] Figure 4 is a flowchart of a process including method steps for processing data blocks in the system of Figure 3.

[0017] DETAILED DESCRIPTION OF THE PREFERRED EMBODIMENT(S)

[0018] The present invention will be described with reference to the drawing figures wherein like numerals represent like elements throughout.

[0019] Hereafter, the terminology "WTRU" includes but is not limited to a user equipment (UE), a mobile station, a fixed or mobile subscriber unit, a pager, or any other type of device capable of operating in a wireless environment. When referred to hereafter, the terminology "base station" includes but is not limited to a Node-B, a site controller, an access point or any other type of interfacing device in a wireless environment.

[0020] The present invention may be further applicable to TDD, FDD, and time division synchronous code division multiple access (TD-SCDMA), as applied to UMTS, CDMA 2000 and CDMA in general, but is envisaged to be applicable to other wireless systems as well. With respect to CDMA2000, the present invention may be implemented in EV-DO (i.e., data only) and EV-DV (i.e., data and voice).

[0021] The features of the present invention may be incorporated into an IC or be configured in a circuit comprising a multitude of interconnecting components.

[0022] During soft handover, higher layers maintain an active subset of EU cells for which EU-DCHs are maintained in a soft handover macro diversity

state. Those cells in the active subset may be controlled by different EU-SHO Node-Bs.

[0023] Figure 1 shows a wireless communication system 100 including an S-RNC 105 and at least two (2) EU-SHO Node-Bs 110 (110A ... 110N) operating in accordance with a preferred embodiment of the present invention. One or more re-ordering function entities 115 are implemented at the S-RNC 105 for each WTRU with and without soft handover. The HARQ or ARQ processes for handling EU-DCH functionalities are located in a MAC entity 120 located within each respective EU-SHO Node-B 110. Each re-ordering function entity 115 communicates with higher protocol layers 125 within the S-RNC 105 and includes an associated data buffer (not shown).

[0024] Figure 2 is a flowchart of a process 200 including method steps for processing data blocks, i.e., packet data units (PDUs), in the system 100 during a soft handover. In step 205, a data block, (i.e., an EU data block), is received at each EU-SHO Node-B 110 from a WTRU. In step 210, each EU-SHO Node-B 110 decodes the received data block, and the decoded data block is forwarded to the S-RNC 105. It should be noted that each EU-SHO Node-B 110 will attempt to decode received EU transmissions. When there is a CRC error, the EU-SHO Node-B 110 cannot forward the received data block to the S-RNC 105, unless the identity of the WTRU and logical channel/MAC-d flow is known by other means. All successfully decoded blocks with good CRC check results are forwarded to the S-RNC 105.

[0025] Still referring to Figure 2, a determination is made as to whether or not at least one copy of a successfully decoded data block is received by the S-RNC 105 from an EU-SHO Node-B 110 (step 215). If it is determined in step 215 that the S-RNC 105 has not received any copy of a successfully decoded data block, the forwarded data block is regarded as not having been correctly received (step 220). If, in step 215, it is determined that at least one copy of a successfully decoded data block has been received by the S-RNC 105 from an EU-SHO Node-B 110, a determination is then made as to whether or not multiple copies of the

successfully decoded data block are received from different EU-SHO Node-Bs 110 (step 225).

[0026] If step 225 determines that multiple copies of the successfully decoded data block are received from different EU-SHO Node-Bs 110, only one copy will be stored in a re-ordering buffer (not shown) maintained by a re-ordering function entity 115 in the S-RNC 105 as a correctly received data block, and any extra received copies of the successfully decoded data block are discarded as redundant data (step 230).

[0027] Finally, in step 235, the successfully decoded data block is processed by the re-ordering function entity 115 in the S-RNC 105. The re-ordering function entity 115 in the S-RNC 105 performs a re-ordering procedure on those successfully decoded data blocks that are correctly received in the re-ordering function entity 115 so as to support in-sequence delivery to the higher protocol layers 125.

[0028] Process 200 is beneficial because data blocks received from different EU-SHO Node-Bs 110 can be combined and organized in-sequence for delivery to the higher protocol layers 125 of the S-RNC 105. The re-ordering function entity 115 located within the S-RNC 105 allows enhanced uplink MAC PDU's to be processed for successful reception and proper delivery to higher layers independent of which Node-B(s) that provided reception of each PDU, resulting in the reduction of loss of MAC data and RLC recoveries.

[0029] Figure 3 shows a wireless communication system 300 including a C-RNC 305 and at least two (2) EU-SHO Node-Bs 110 (110A ... 110N) operating in accordance with an alternate embodiment of the present invention. One or more re-ordering function entities 315 are implemented at the C-RNC 305 for support of soft handover. The HARQ or ARQ processes for handling EU-DCH functionalities are located in a MAC entity 320 located within each respective EU-SHO Node-B 310. Each re-ordering function entity 315 communicates with higher protocol layers 325 external to the C-RNC 305 and includes an associated buffer (not shown).

[0030] Figure 4 is a flowchart of a process 400 including method steps for processing data blocks, i.e., PDUs, in the system 300 during a soft handover. In step 405, a data block (i.e., an EU data block) is received at each EU-SHO Node-B 310 from a WTRU. In step 410, each EU-SHO Node-B 310 decodes the received data block, and the decoded data block is forwarded to the C-RNC 305. It should be noted that each EU-SHO Node-B 310 will attempt to decode received EU transmissions. When there is a CRC error, the EU-SHO Node-B 310 cannot forward the received data block to the C-RNC 305, unless the identity of the WTRU and logical channel/MAC-d flow is known by other means. All successfully decoded blocks with good CRC check results are forwarded to the C-RNC 305.

[0031] Still referring to Figure 4, a determination is made as to whether or not at least one copy of a successfully decoded data block is received by the C-RNC 305 from an EU-SHO Node-B 310 (step 415). If it is determined in step 415 that the C-RNC 305 has not received any copy of a successfully decoded data block, the decoded data block forwarded by the EU-SHO Node-Bs 310 is regarded as not having been correctly received (step 420).

[0032] If, in step 415, it is determined that at least one copy of a successfully decoded data block has been received by the C-RNC 305 from an EU-SHO Node-B 310, a determination is then made as to whether or not multiple copies of the successfully decoded data block are received from different EU-SHO Node-Bs 310 (step 425).

[0033] If step 425 determines that multiple copies of the successfully decoded data block are received from different EU-SHO Node-Bs 310, only one copy will be stored in a re-ordering buffer (not shown) maintained by a re-ordering function entity 315 in the C-RNC 305 as a correctly received data block, and any extra received copies of the successfully decoded data block are discarded as redundant data (step 430).

[0034] Finally, in step 435, the successfully decoded data block is processed by the re-ordering function entity 315 in the C-RNC 305, which performs a re-ordering procedure on those successfully decoded data blocks that are correctly

received in the re-ordering function entity 315 so as to support in-sequence delivery to the higher protocol layers 325.

[0035] Process 400 is beneficial because data blocks received from different EU-SHO Node-Bs 310 can be combined and organized in sequence for delivery to the higher protocol layers 325, provided that these Node-Bs 310 have the same C-RNC 305. This is frequently the case, although its applicability is somewhat more restrictive than placing a re-ordering function in an S-RNC 105. However, this restriction is offset by other considerations. For example, a benefit of C-RNC operation is reduced latency for H-ARQ operation. The performance benefits of minimizing this latency are well understood in the art. During soft handover, it is also desirable to have a common uplink scheduler in the C-RNC 305 for all of the cells that are in the active EU subset, including cells that are controlled by different Node-Bs 310.

[0036] While this invention has been particularly shown and described with reference to preferred embodiments, it will be understood by those skilled in the art that various changes in form and details may be made therein without departing from the scope of the invention described hereinabove.

* * *

THE CLAIMS DEFINING THE INVENTION ARE AS FOLLOWS:

1. A method for processing data blocks during soft handover in a wireless communication system including:

5 if a radio network controller (RNC) receives at least one copy of a successfully decoded data block from each of at least two Node-Bs, wherein each Node-B decoded a received data block and forwarded the decoded data block to the RNC, the RNC using a re-ordering function entity to process the copy of the successfully decoded data block to support in-sequence delivery of data blocks received from said at least two Node-Bs to higher protocol layers;

10 wherein said method includes if the RNC receives more than one copy of a successfully decoded data block from the Node-Bs, the RNC discarding the extra successfully decoded data block copies.

2. The method of claim 1 wherein the RNC is a serving-RNC (S-RNC) and the higher protocol layers are located within the S-RNC.

15 3. The method of claim 1 wherein the RNC is a controlling RNC (C-RNC) and the higher protocol layers are located external to the C-RNC.

4. The method of claim 1 wherein each Node-B is an enhanced uplink soft handover (EU-SHO) Node-B.

20 5. The method of claim 1 wherein each Node-B includes a medium access control (MAC) entity that handles enhanced uplink dedicated channel (EU-DCH) functionalities.

6. A radio network controller (RNC) for processing data blocks forwarded to the RNC by at least two Node-Bs during soft handover to support in-sequence delivery to higher protocol layers external to the RNC, the RNC including:

25 at least one re-ordering function entity; and

means for receiving at least one copy of a successfully decoded data block from the Node-Bs, wherein the RNC is configured to use the at least one re-

ordering function entity to process the copy of the successfully decoded data block;

wherein said radio network controller further includes:

means for discarding extra copies of a successfully decoded data block
5 received from the Node-Bs.

7. The RNC of claim 6 wherein the RNC is a controlling-RNC (C-RNC).

8. The RNC of claim 6, further including:
higher protocol layers.

9. The RNC of claim 8 wherein the RNC is a serving-RNC (S-RNC).

10 10. The RNC of claim 6 wherein each Node-B is an enhanced uplink soft
handover (EU-SHO) Node-B.

11. The RNC of claim 6 wherein each Node-B includes a medium access
control (MAC) entity that is configured to handle enhanced uplink dedicated
channel (EU-DCH) functionalities.

15 12. The RNC of claim 6, further including a plurality of re-ordering function
entities, wherein at least one of the re-ordering function entities is associated with
each of a plurality of wireless transmit/receive units configured for enhanced
uplink services.

20 13. An integrated circuit (IC) for processing data blocks received from a
plurality of data sources during soft handover in a wireless communication
system, the IC including:

at least one re-ordering function entity; and

means for receiving at least one copy of a successfully decoded data block
from the data sources, wherein the IC is configured to use the re-ordering
25 function entity to process the copy of the successfully decoded data block to
support in-sequence delivery to external higher protocol layers;

wherein said integrated circuit further includes:

means for discarding extra copies of a successfully decoded data block received from the data sources.

14. The IC of claim 13, further including:
higher protocol layers.

5 15. The IC of claim 13 wherein each data source is an enhanced uplink soft handover (EU-SHO) Node-B.

16. The IC of claim 13 wherein each data source includes a medium access control (MAC) entity that is configured to handle enhanced uplink dedicated channel (EU-DCH) functionalities.

10 17. The IC of claim 13 wherein the IC is located in a controlling radio network controller (C-RNC) that is configured to process data blocks forwarded to the C-RNC by the data sources during soft handover.

15 18. The IC of claim 14 wherein the IC is located in a serving radio network controller (S-RNC) that is configured to process data blocks forwarded to the S-RNC by the data sources during soft handover.

19. A method for processing data blocks during soft handover in a wireless communication system according to claim 1 and substantially as hereinbefore described with reference to the drawings.

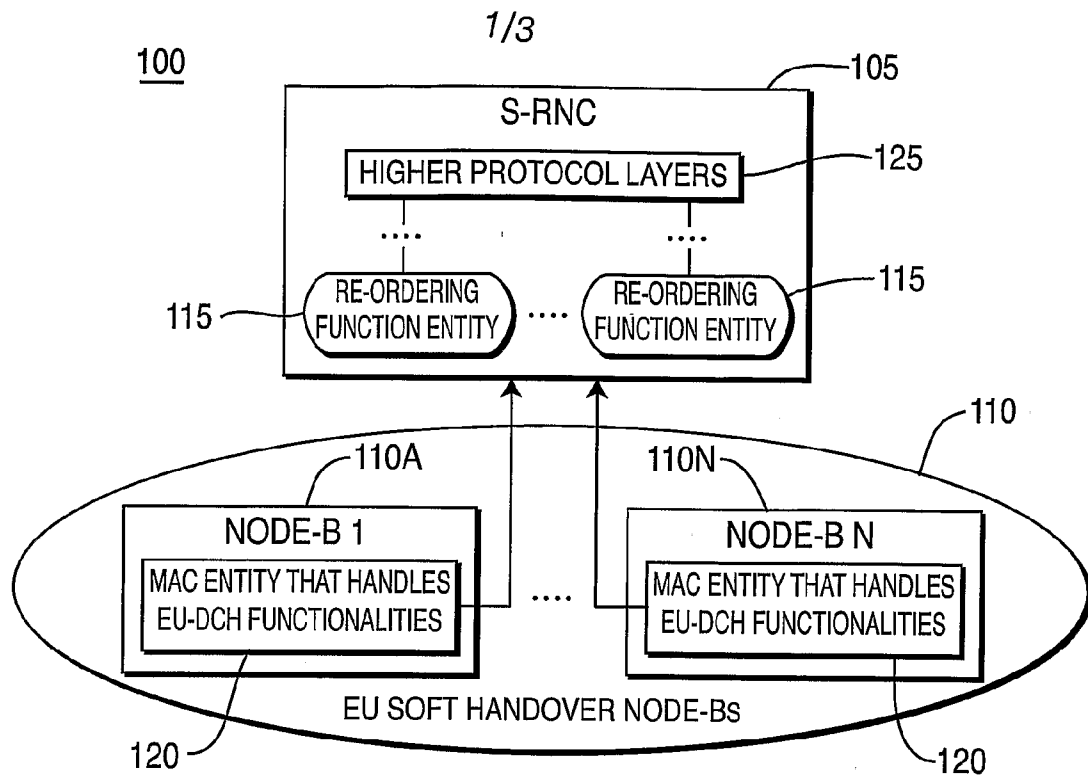
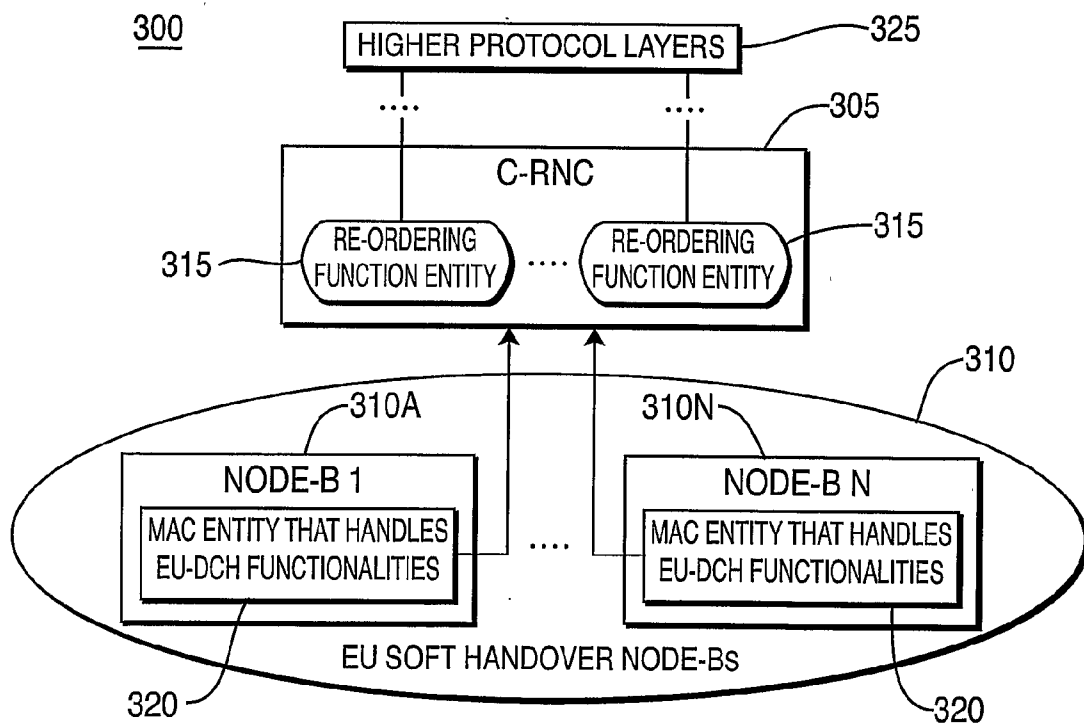
20 20. A radio network controller (RNC) according to claim 6 and substantially as hereinbefore described with reference to the drawings.

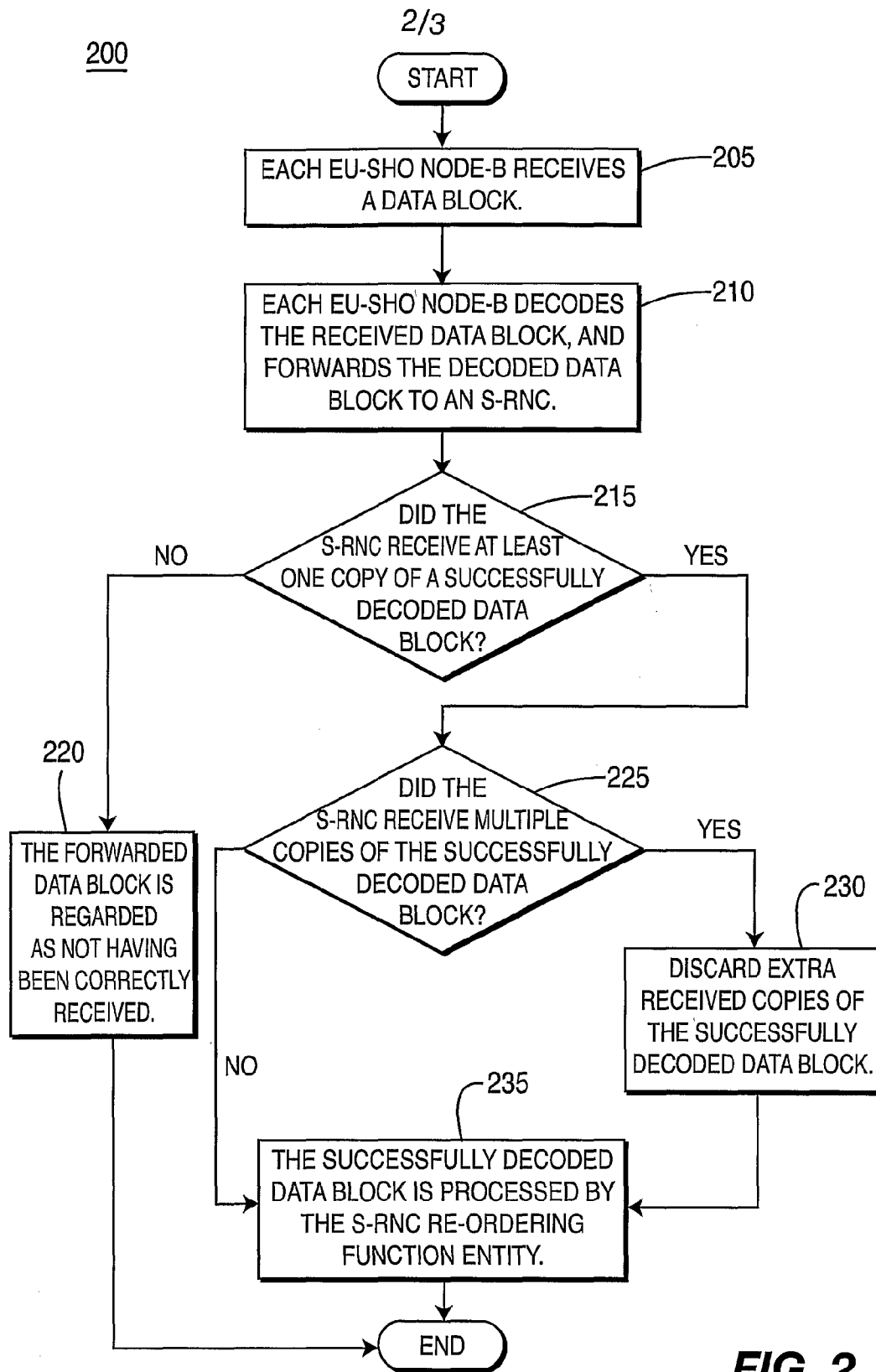
21. An integrated circuit (IC) according to claim 13 and substantially as hereinbefore described with reference to the drawings.

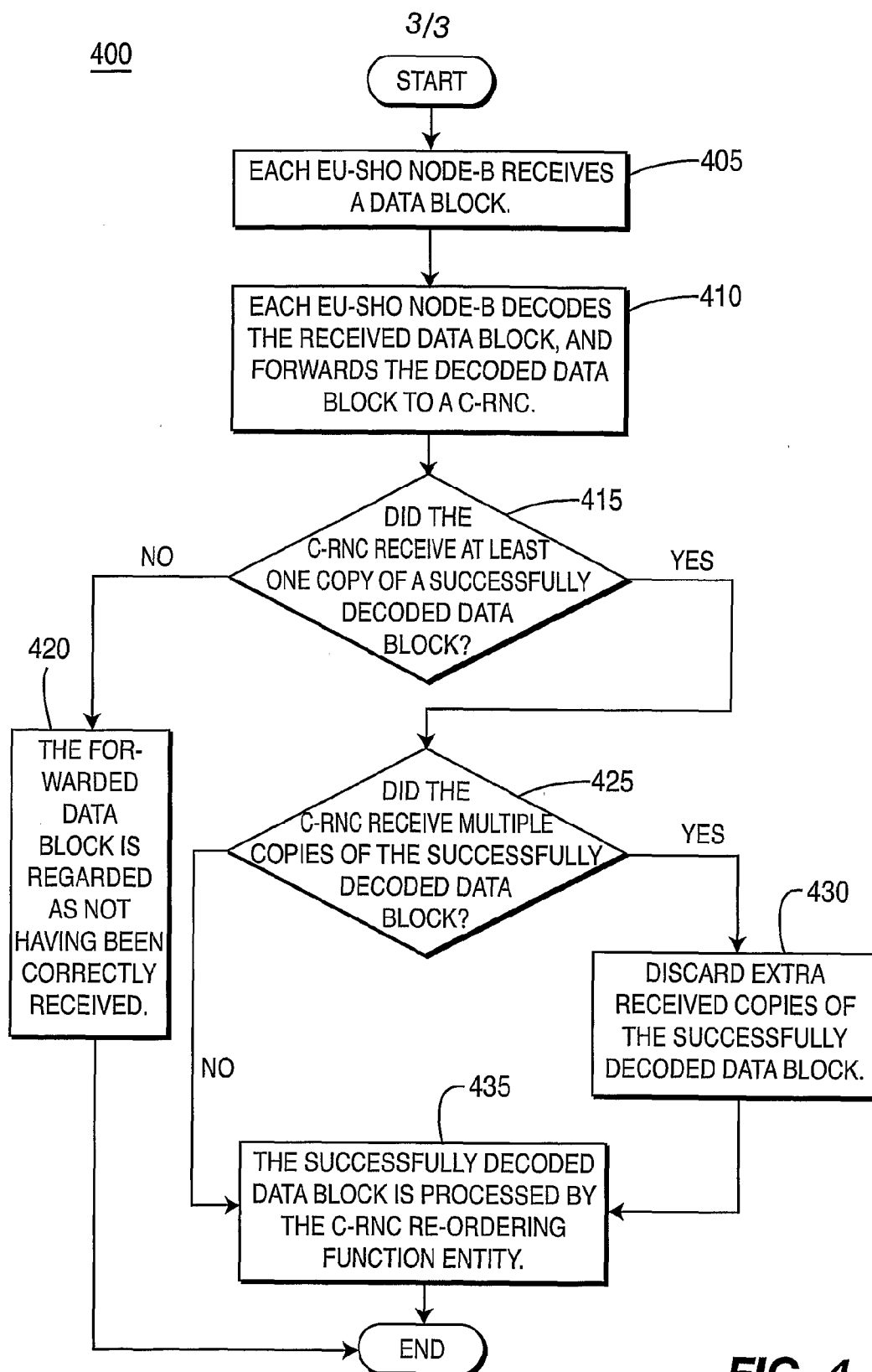
INTERDIGITAL TECHNOLOGY CORPORATION

WATERMARK PATENT & TRADE MARK ATTORNEYS

P26775AU00

**FIG. 1****FIG. 3**

**FIG. 2**

**FIG. 4**