



(22) Date de dépôt/Filing Date: 2003/05/21

(41) Mise à la disp. pub./Open to Public Insp.: 2003/12/04

(62) Demande originale/Original Application: 2 485 681

(30) Priorité/Priority: 2002/05/24 (US60/383,573)

(51) Cl.Int./Int.Cl. *C07C 311/21* (2006.01),
A61K 31/18 (2006.01), *A61K 31/44* (2006.01),
A61P 29/00 (2006.01), *C07C 311/29* (2006.01),
C07C 311/44 (2006.01), *C07C 317/36* (2006.01),
C07C 323/49 (2006.01), *C07D 213/71* (2006.01)

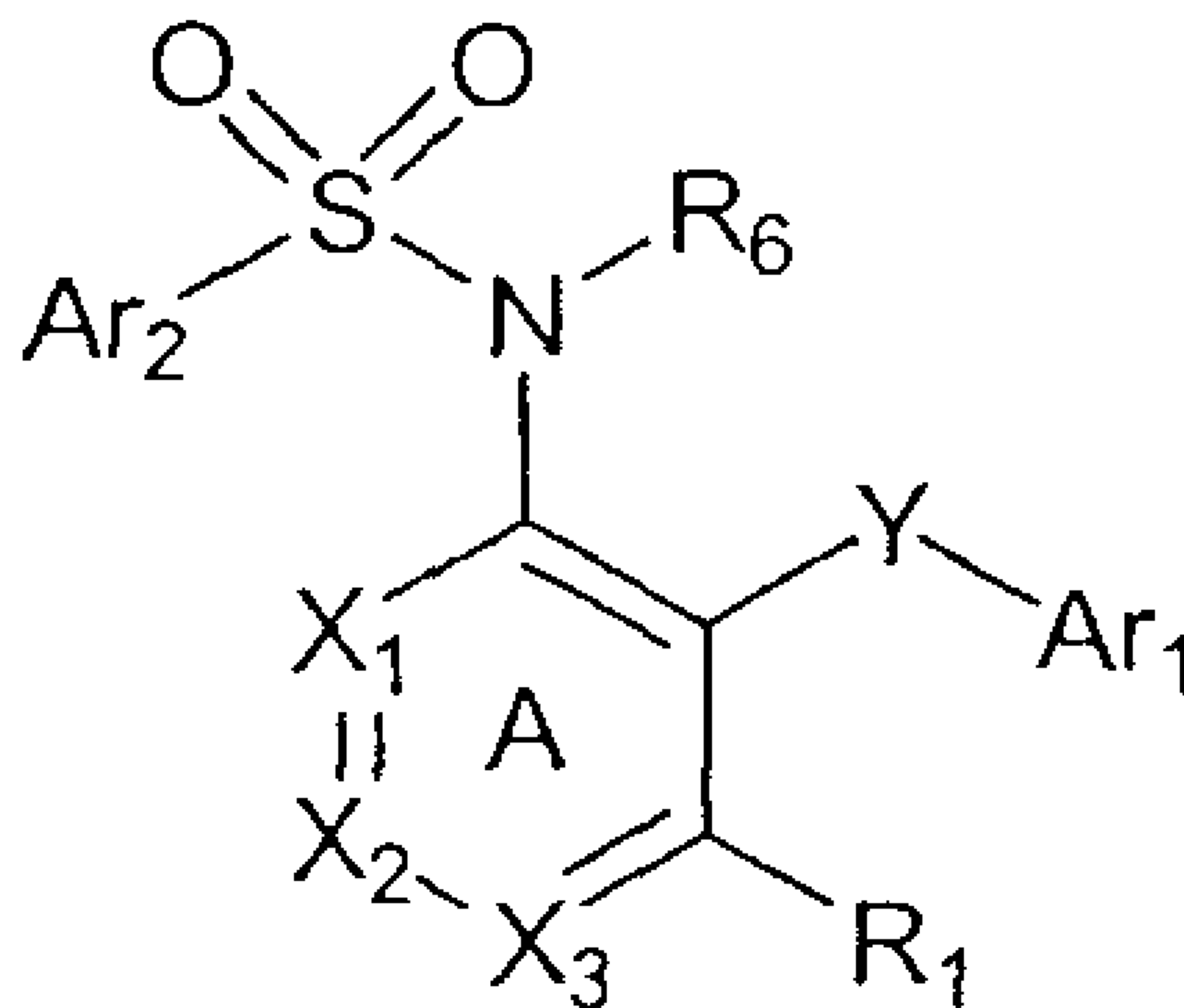
(71) Demandeur/Applicant:
MILLENNIUM PHARMACEUTICALS, INC., US

(72) Inventeurs/Inventors:
FLEMING, PAUL, US;
HARRIMAN, GERALDINE C. B., US;
SHI, ZHAN, US;
CHEN, SHAOWU, US

(74) Agent: BORDEN LADNER GERVAIS LLP

(54) Titre : INHIBITEURS DE CCR9 ET UTILISATION DE CEUX-CI

(54) Title: CCR9 INHIBITORS AND METHODS OF USE THEREOF

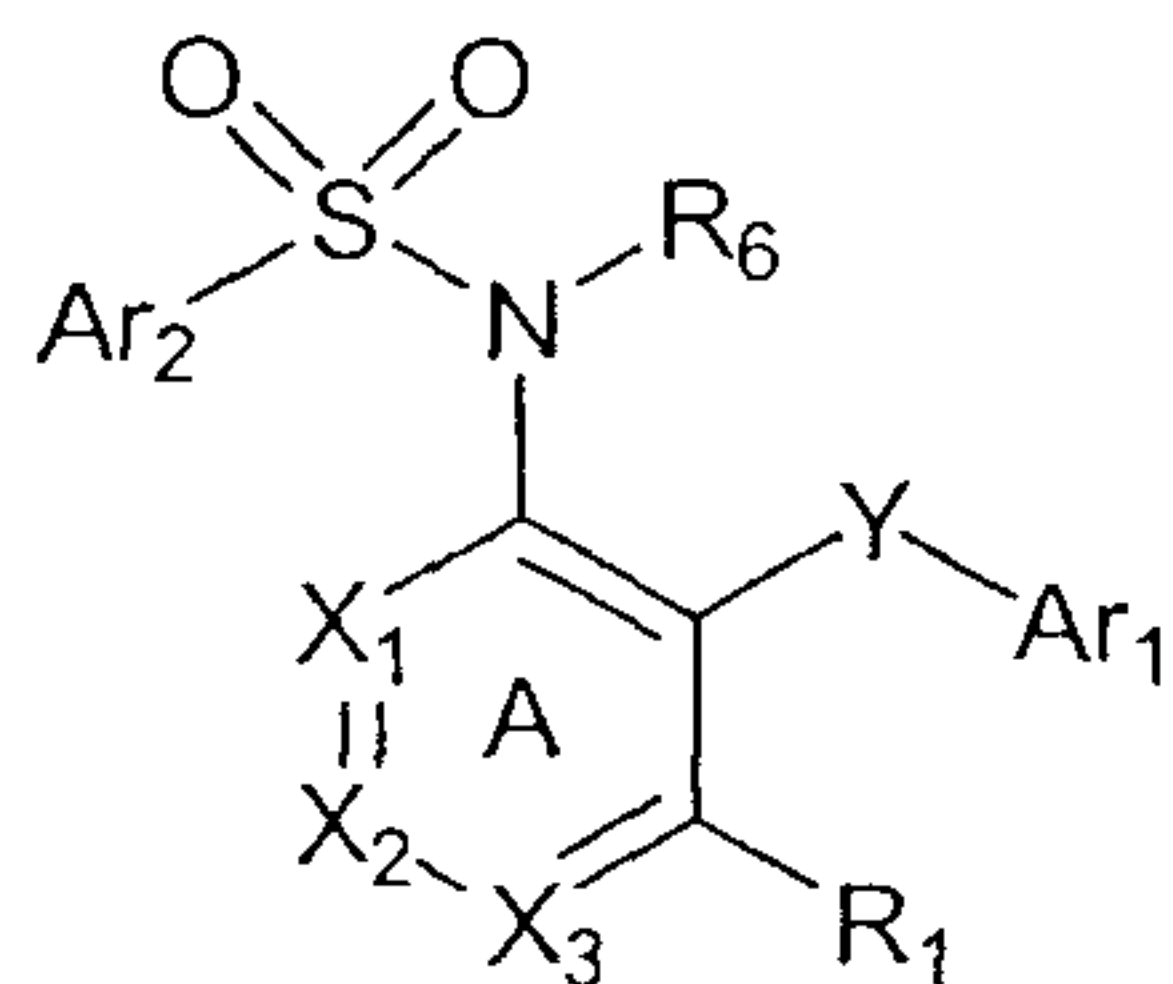


(57) Abrégé/Abstract:

The invention relates to compounds represented by Structural Formula I, (see formula I) which can bind to CCR9 receptors and block the binding of a ligand (e.g., TECK) to the receptors. The invention also relates to a method of inhibiting a function of CCR9, and to the use compounds represented by Structural Formula I in research, therapeutic, prophylactic and diagnostic methods.

CCR9 INHIBITORS AND METHODS OF USE THEREOF
ABSTRACT OF THE DISCLOSURE

The invention relates to compounds represented by Structural Formula I,



which can bind to CCR9 receptors and block the binding of a ligand (e.g., TECK) to the receptors. The invention also relates to a method of inhibiting a function of CCR9, and to the use compounds represented by Structural Formula I in research, therapeutic, prophylactic and diagnostic methods.

CCR9 INHIBITORS AND METHODS OF USE THEREOF

BACKGROUND OF THE INVENTION

[0002] Chemokines are a large and growing family of nearly forty 6-14 kD (non-glycosylated) heparin binding proteins that mediate a wide range of biological functions (Taub, D.D. and Openheim, J.J., *Ther. Immunol.*, 1:229-246 (1994)). The chemokines can be divided into families based on the position of four cysteine residues that form two disulfide bonds (Kelner, G.S., *et al.*, *Science*, 266:12395-1399 (1994); Bazan, J.F., *et al.*, *Nature*, 385:640-644 (1997); Pin, Y., *et al.*, *Nature*, 385:611-617 (1997)). Chemokine receptors can also be divided into families based on the type of chemokine they bind, although, no clear structural differences have been identified that distinguish the receptor sub-families (Mackay, C.R., *J. Exp. Med.*, 184:799-802 (1996)).

[0003] Chemokines play a vital role in leukocyte adhesion and extravasation. For example, in various *in vitro* assays, chemokines can induce the chemotaxis or transendothelial migration of leukocytes (Taub, D.D. and Openheim, J.J., *Ther. Immunol.*, 1:229-246 (1994)), while *in vivo* injection (Taub, D.D., *et al.*, *J. Clin. Invest.*, 97:1931-1941 (1996)) or over-expression of chemokines (Fuentes, M.E., *et al.*, *J. Immunol.*, 155:5769-5776 (1995)) can result in leukocyte accumulation at the site of chemokine injection or expression. Antagonists of chemokines can prevent leukocyte trafficking (Bargatze, R.F. and Butcher, E.C., *J. Exp. Med.*, 178:367-372 (1993)) and may have beneficial effects on acute and chronic inflammation (Sekido, N., *et al.*, *Nature*, 365:654-657 (1993); Karpus, W.J., *et al.*, *J. Immunol.*, 155:5003-5010 (1995)). Chemokines have also been reported to modulate angiogenesis (Gupta, S.K., *et al.*, *Proc. Natl. Acad. Sci. USA*, 92:7799-7803 (1995)), hematopoiesis (Taub, D.D. and Openheim, J.J., *Ther. Immunol.*, 1:229-246 (1994)) as well as T lymphocyte activation (Zhou, Z., *et al.*, *J. Immunol.* 151:4333-4341 (1993); Taub, D.D., *et al.*, *J. Immunol.*, 156:2095-2103 (1996)). In addition, several chemokine receptors act as co-

receptors, along with CD4, for entry of M tropic and T tropic HIV-1 (Choe, H., *et al.*, *Cell*, 85:1135-1148 (1996); Feng, Y., *et al.*, *Science*, 272:872-877 (1996)).

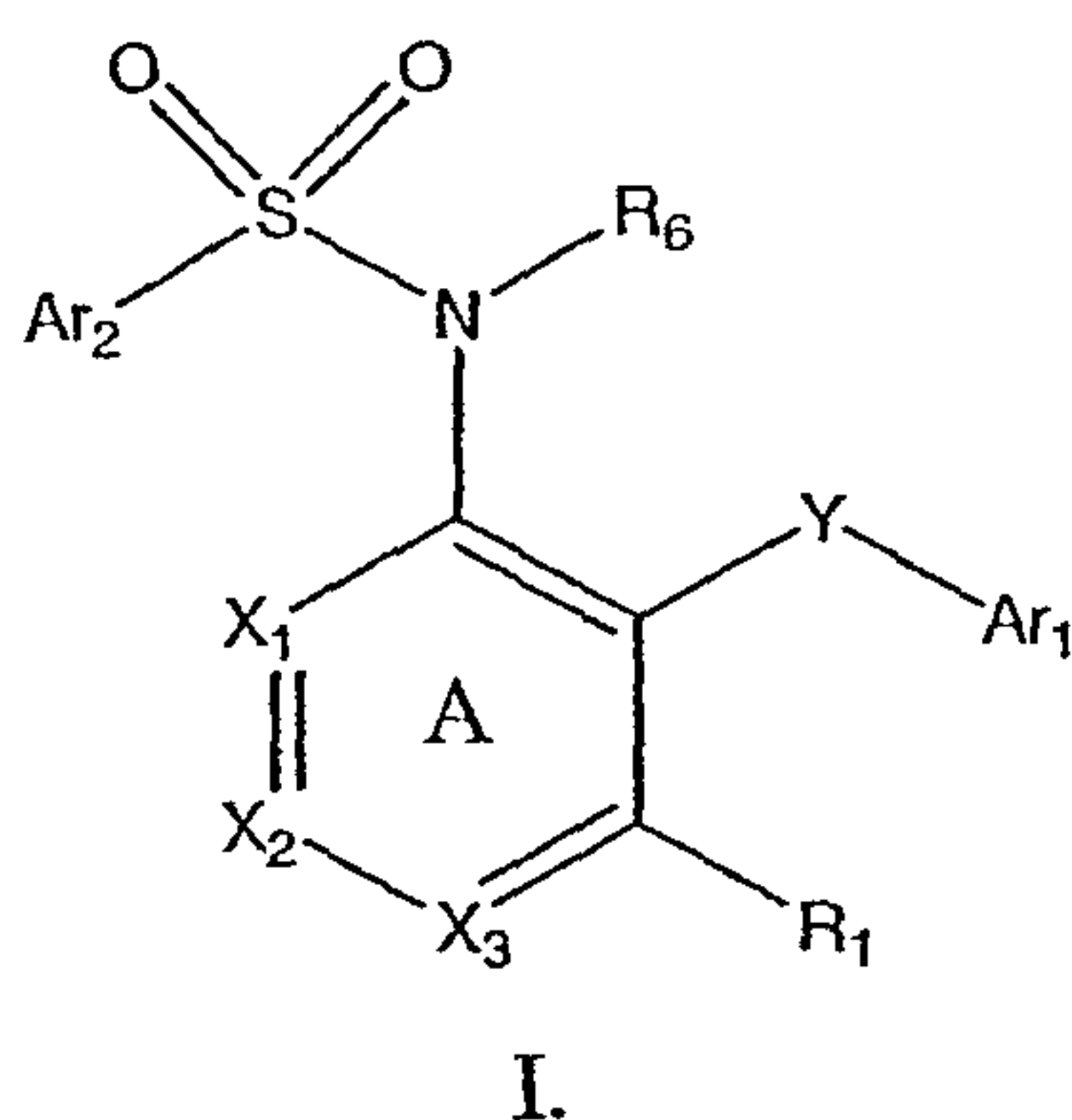
[0004] Several subsets of CD4 lymphocytes can be defined based on their expression of various adhesion molecules that are known to effect trafficking to different physiologic sites (Mackay, C.R., *Curr. Opin. Immunol.*, 5:423-427 (1993)). For example, CLA^{+ve} memory CD4 lymphocytes traffic to the skin (Berg, E.L., *et al.*, *Nature*, 174(6):1461-1466 (1991)), while CLA^{-ve} $\alpha 4\beta 7^{+ve}$ memory CD4 lymphocytes traffic to mucosal sites (Hamman, A., *et al.*, *J. Immunol.*, 152:3282-3292 (1994)). Leukocyte adhesion to endothelium is thought to involve several overlapping steps including rolling, activation and arrest. Rolling leukocytes are exposed to factors expressed at the adhesion site resulting in activation of the leukocyte and up-regulation of integrin-mediated adhesion. As a consequence of such integrin-mediated interactions, leukocytes arrest on the endothelium (Bargatze, R.F. and Butcher, E.C., *J. Exp. Med.*, 178:367-372 (1993); Bargatze, R.F., *et al.*, *Immunity*, 3:99-108 (1995)). Leukocyte activation and up-regulation of integrin molecules occurs via a pertussis toxin sensitive mechanism that is thought to involve chemokine receptors (Bargatze, R.F. and Butcher, E.C., *J. Exp. Med.*, 178:367-372 (1993); Campbell, J.J., *et al.*, *Science*, 279:381-383 (1998)).

[0005] Memory CD4⁺ lymphocytes can be grouped based upon the expression of certain chemokine receptors. For example, CXCR3, CCR2 and CCR5 (Qin, S., *et al.*, *Eur. J. Immunol.*, 26:640-647 (1996); Qin, S., *et al.*, *J. Clin. Invest.*, 101:746-754 (1998); Liao, F., *et al.*, *J. Immunol.*, 162:186-194 (1999)) are all expressed on subsets of memory CD4 lymphocytes, and certain chemokines act selectively on naive T cells (Adema, G.J., *et al.*, *Nature*, 387:713-717 (1997)). Furthermore, several chemokines which are ligands for such receptors have been shown to be expressed in inflammatory sites (Gonzalo, J.A., *et al.*, *J. Clin. Invest.*, 98:2332-2345 (1996)) and in some cases in lymph nodes draining a challenged site (Tedla, N., *et al.*, *J. Immunol.*, 161:5663-5672 (1998)). *In vitro* derived T_H1/T_H2 lymphocyte lines have also been shown to differentially express chemokine receptors. Specifically, T_H1 lymphocytes have been shown to selectively express CXCR3 and CCR5, while T_H2 lymphocytes selectively express CCR4, CCR8 and CCR3 (Bonecchi, R.G., *et al.*, *J. Exp. Med.*, 187:129-134 (1998); Sallusto, F.D., *et al.*, *J. Exp. Med.*, 187:875-883 (1998); Sallusto, F., *Science*, 277:2005-2007 (1997); Andrew, D.P., *et al.*, *J. Immunol* 161:5027-5038 (1998); Zingoni, A., *et al.*, *J. Immunol.*, 161:547-555 (1998)). Interestingly, in some cases the

chemokines for these respective chemokine receptors, such as MDC for CCR4 and IP-10 for CXCR3, are induced by cytokines associated with a T_H1/T_H2 environment (Andrew, D.P., *et al.*, *J. Immunol* 161:5027-5038(1998); Luster, A.D., *et al.*, *Nature*, 315:672-676 (1985)).

SUMMARY OF THE INVENTION

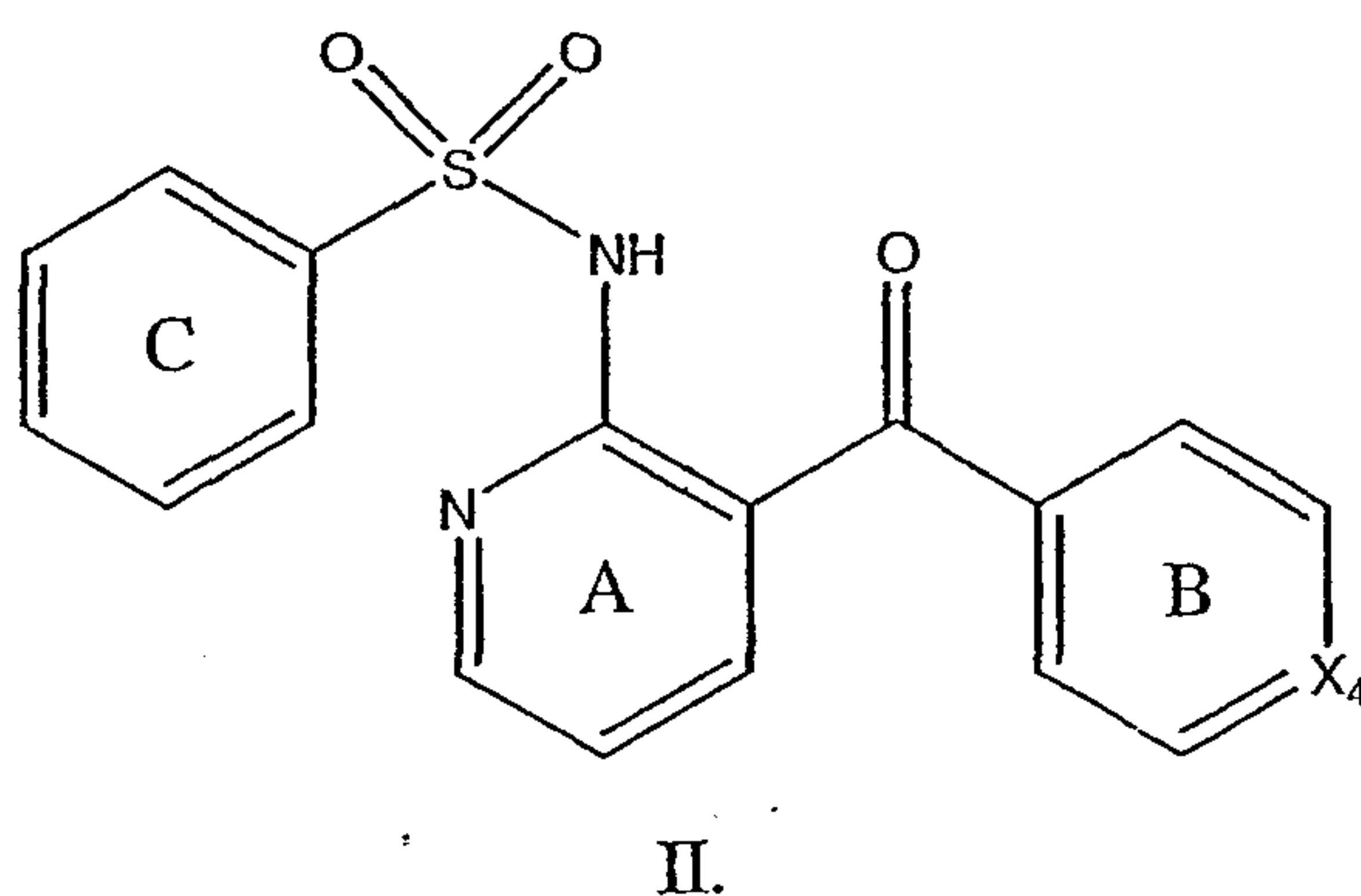
[0006] The present invention relates to compounds represented by Structural Formula I, and pharmaceutically acceptable salts, solvates, and hydrates of such compounds:



[0007] In Structural Formula I, Y is C(O), O, S, S(O) or S(O)₂; X₁, X₂, and X₃ are each, independently, N or CR, provided that at least one of X₁, X₂, or X₃ is CR; R, for each occurrence, and R₁ are each, independently, H or a substituent. In preferred embodiments, the substituents at positions R and R₁ are each, independently, an aliphatic group, haloalkyl, aryl, arylalkyl, alkoxy, cycloalkoxy, haloalkoxy, aryloxy, arylalkoxy, alkylthio, halo, nitro, cyano, sulonamido, sulfone, sulfoxide, hydroxy, NR₁₁CO₂R₁₂, C(O)N(R₁₁)₂, C(O)R₁₂, CO₂R₁₂, OC(O)N(R₁₁)₂, OC(O)R₁₂, N(R₁₁)₂, or NR₁₁C(O)R₁₂. R₁₁ and R₁₂ are defined further herein; R₆ is H, an aliphatic carbonyl group, or an aliphatic ester; and Ar₁ and Ar₂ are each, independently, a substituted or unsubstituted aryl group or a substituted or unsubstituted heteroaryl group. Preferably, Ar₁ is a substituted or unsubstituted phenyl, a substituted or unsubstituted pyridyl, a substituted or unsubstituted pyrimidinyl, or a substituted or unsubstituted pyrazinyl. Preferably, Ar₂ is a substituted or unsubstituted phenyl, or a substituted or unsubstituted pyridyl. More preferably, Ar₁ is a substituted phenyl and Ar₂ is substituted pyridyl. Ring A is substituted or unsubstituted.

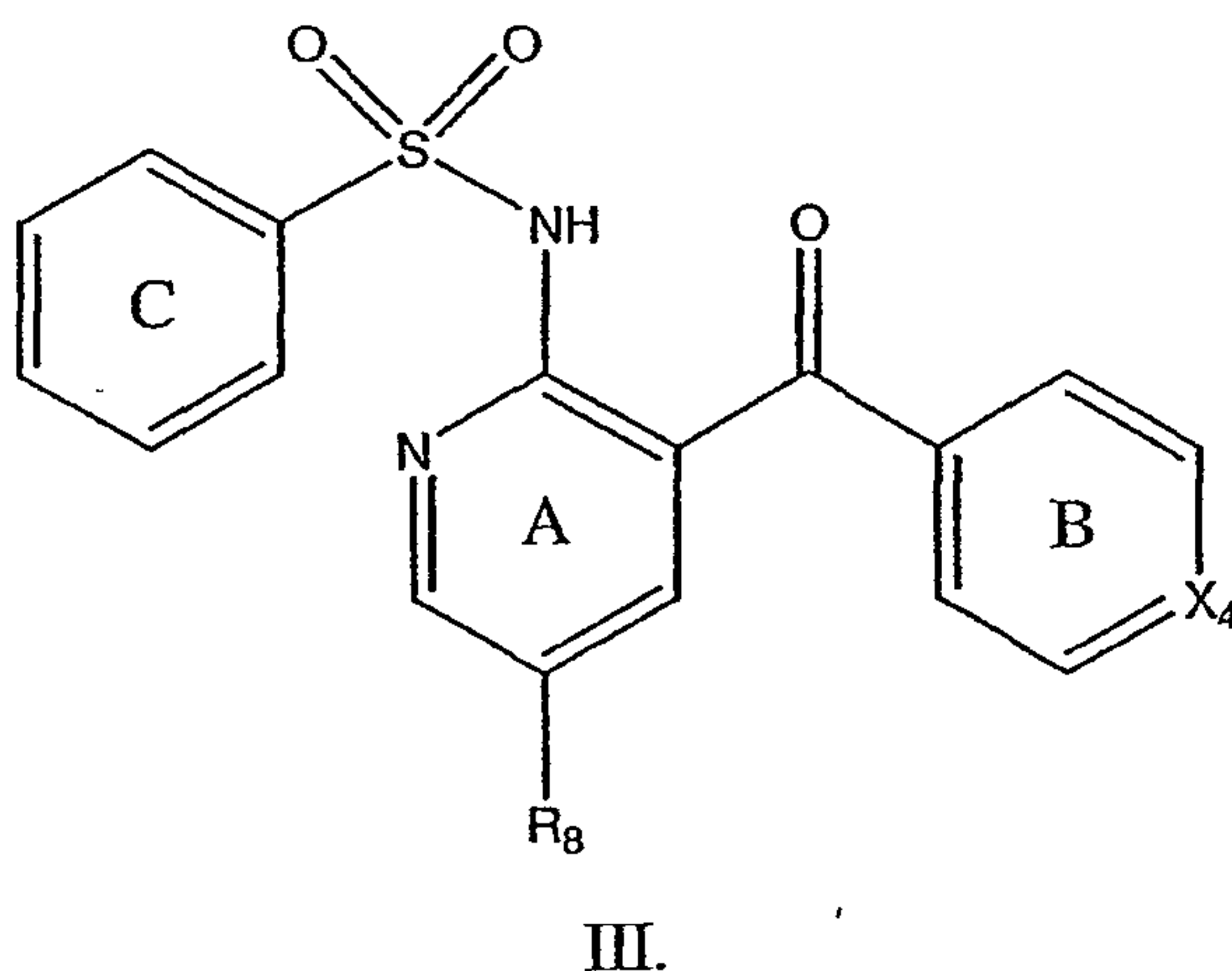
[0008] In a preferred embodiment, compounds of the invention are represented by Structural Formula II:

4



[0009] In Structural Formula II, X^4 is N, N^+-O^- , or CR; and ring A, ring B, and ring C are each, independently, substituted or unsubstituted. R is H or a substituent. Examples of substituents for R are defined as in Structural Formula I.

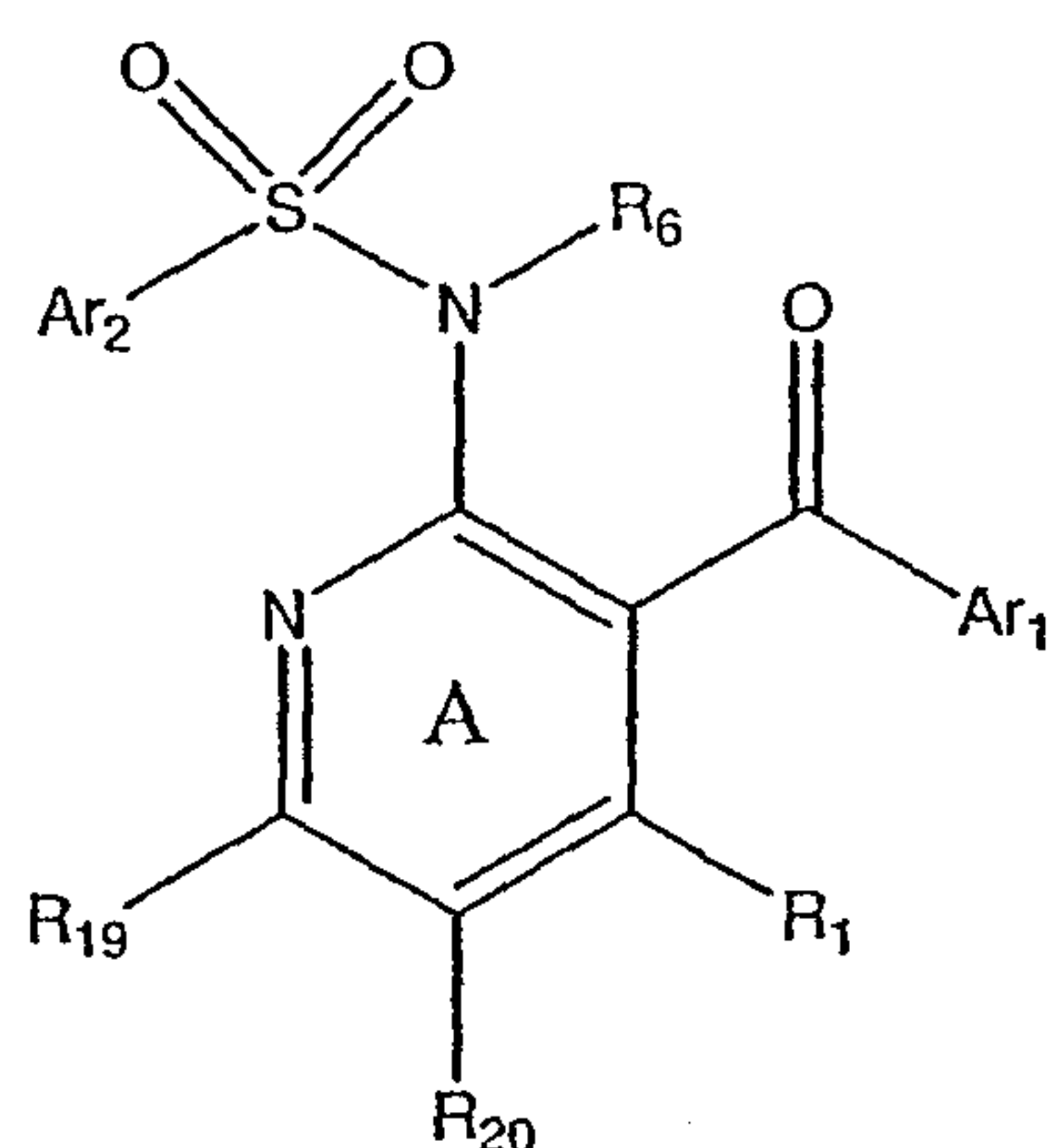
[00010] In a more preferred embodiment, compounds of the invention are represented by Structural Formula III:



[00011] In Structural Formula III, X_4 is N, N^+-O^- or CR; ring A, ring B, and ring C are each, independently, substituted or unsubstituted, and R is H or a substituent. Examples of substituents for R are defined as in Structural Formula I; and R_8 is H or an electron withdrawing group. Preferably, R_8 is a halo, nitro, alkylcarbonyl or trihaloalkyl. More preferably, R_8 is Cl, Br or NO_2 .

[00012] In another preferred embodiment, compounds of the invention are represented by Structural Formula IV.

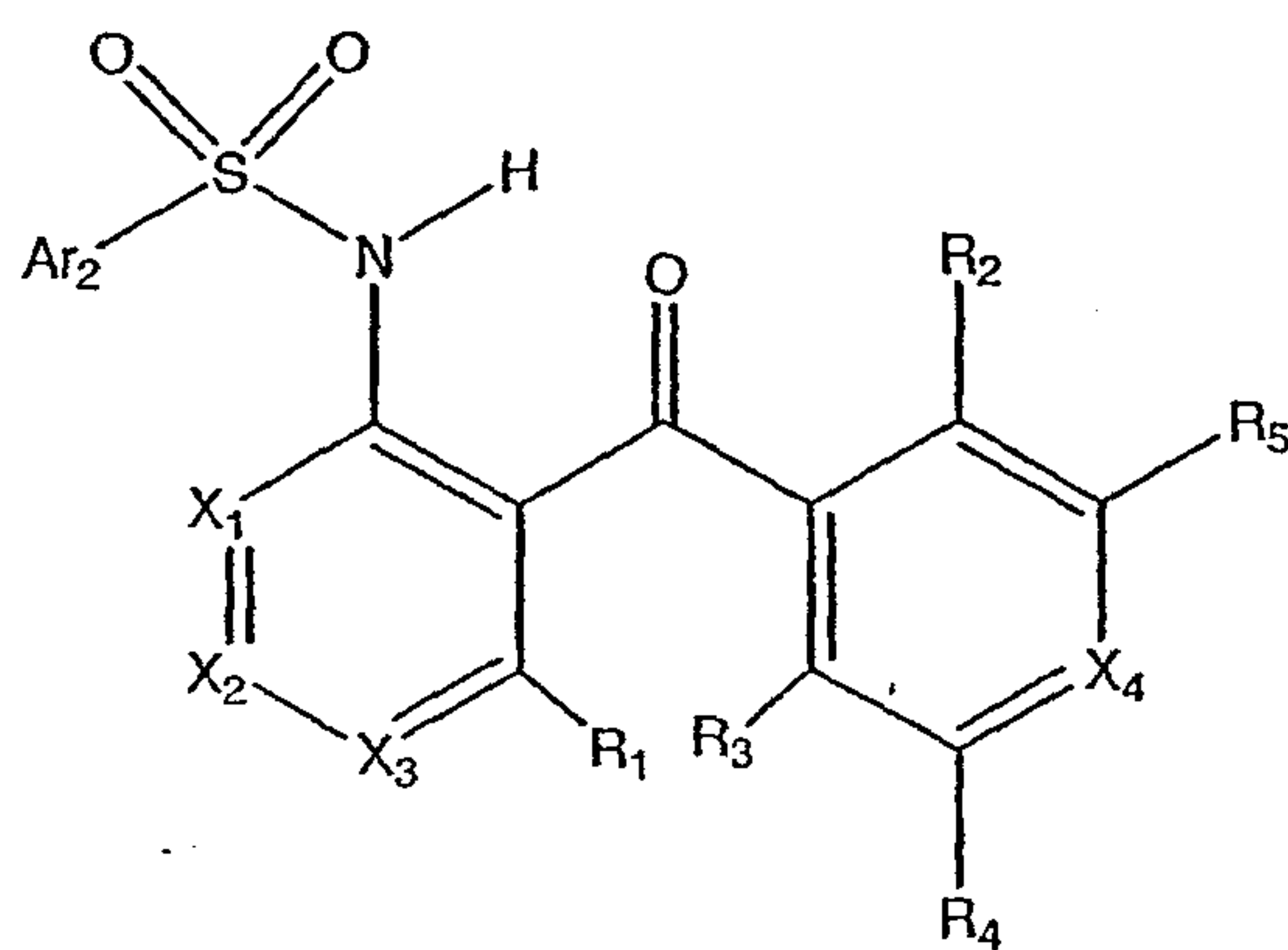
5



IV.

[00013] In Structural Formula IV, Ar₁, Ar₂, R₁ and R₆ are defined as in Structural Formula I; and R₁₉ and R₂₀ are each, independently, H or a substituent. Examples of substituents in the R₁₉ and R₂₀ positions include an aliphatic group, a haloalkyl group, an ester, an amide, alkylcarbonyl, a halogen, COOH, NO₂, alkoxy, haloalkoxy, CN, amino, and aminoalkyl.

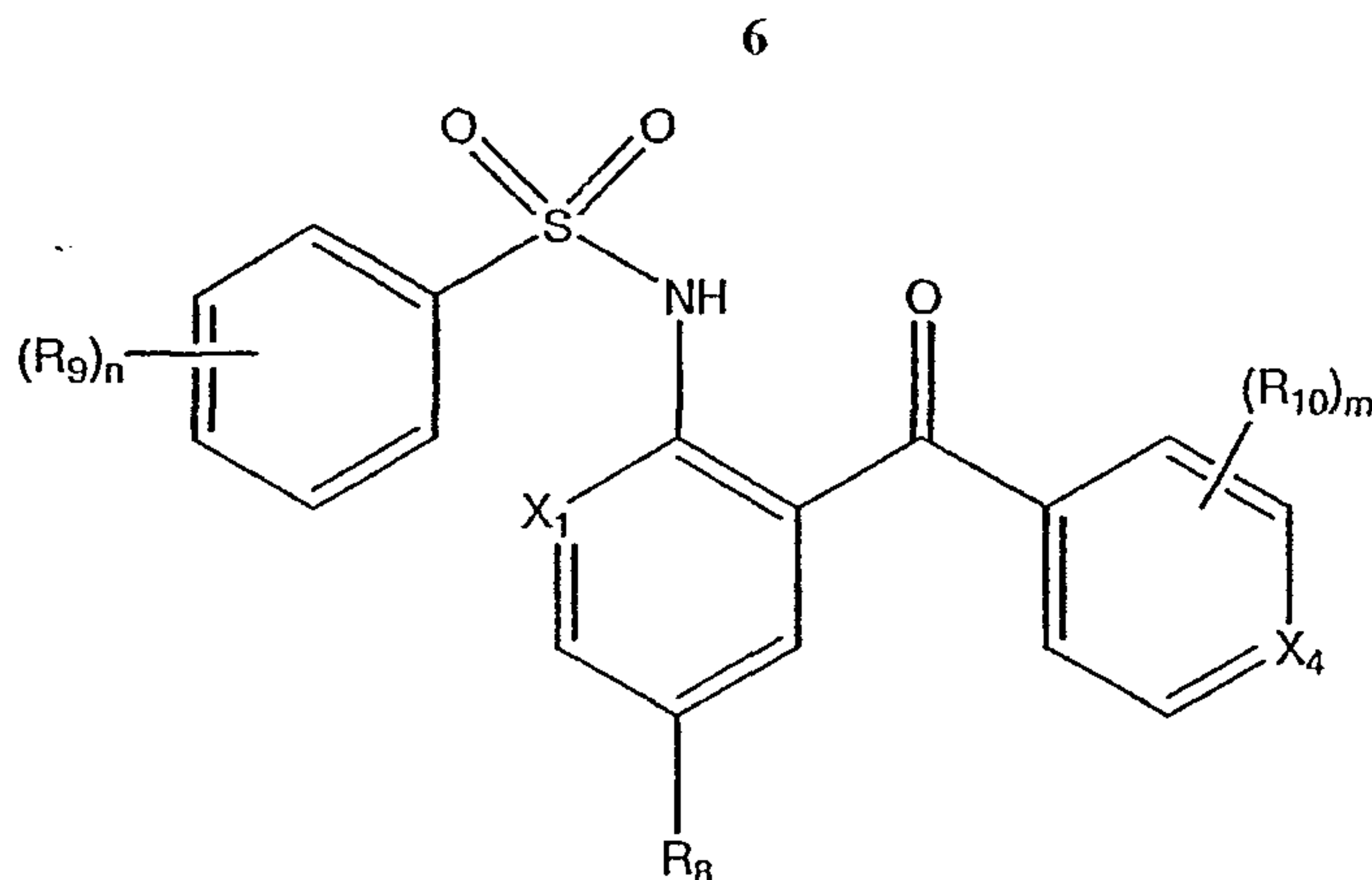
[00014] In another preferred embodiment, compounds of the invention are represented by Structural Formula V.



V.

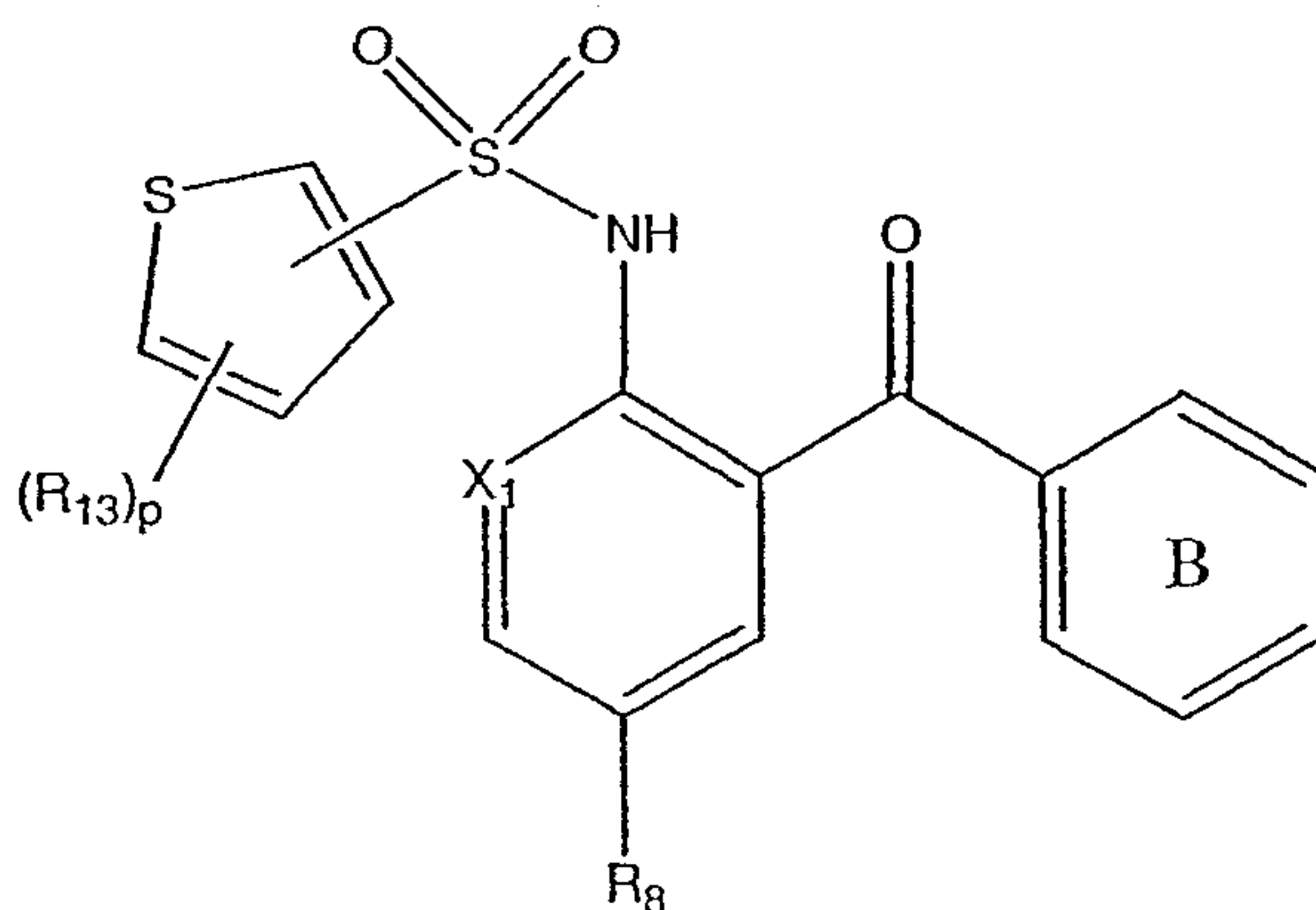
[00015] In Structural Formula V, X₄ is CR, N or N⁺-O⁻; X₁, X₂, X₃, R, and Ar₂ are defined as in Structural Formula I; R₁, R₂, R₃, R₄, R₅, are, independently, H, an aliphatic group, a haloalkyl group, a halo, COOH, NO₂, or an alkoxy, a haloalkoxy.

[00016] In a more preferred embodiment, compounds of the invention are represented by Structural Formula VI.



[00017] In Structural Formula VI, X_1 is defined as in Structural Formula I; X_4 is defined as in Structural Formula V; R_8 is H or an electron withdrawing group; m and n are each, independently, 0 or an integer from 1 to 3; each R_9 is, independently, aliphatic group, haloalkyl, aryl, arylalkyl, alkoxy, cycloalkoxy, haloalkoxy, aryloxy, arylalkoxy, alkylthio, halo, nitro, cyano, hydroxy, $NR_{11}CO_2R_{12}$, $C(O)N(R_{11})_2$, $C(O)R_{12}$, CO_2R_{12} , $OC(O)N(R_{11})_2$, $OC(O)R_{12}$, $N(R_{11})_2$, or $NR_{11}C(O)R_{12}$; or two adjacent R_9 groups taken together with the atoms to which they are attached form a fused, saturated, unsaturated or partially unsaturated 5 to 7 membered ring having 0, 1, or 2 heteroatoms selected from N, O, and S; each R_{10} is, independently, halo, aliphatic group, alkoxy, or haloalkyl; or two adjacent R_{10} groups taken together with the atoms to which they are attached form a fused, saturated, unsaturated or partially unsaturated 5 to 7 membered ring having 0, 1 or 2 heteroatoms selected from N, O, and S; each R_{11} is, independently, selected from H or an aliphatic group; and R_{12} is an aliphatic group.

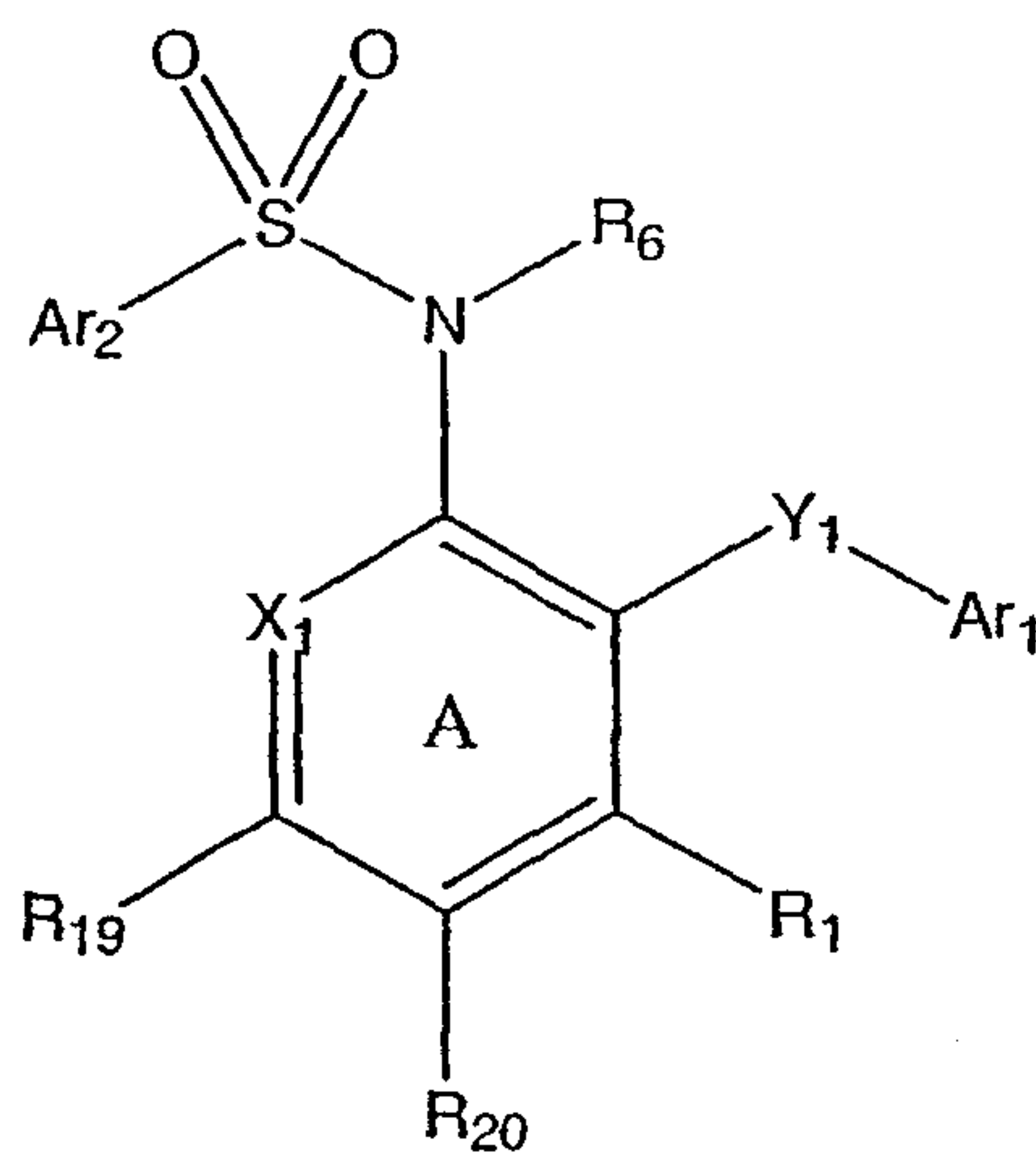
[00018] In another preferred embodiment, compounds of the invention are represented by Structural Formula VII.



VII.

[00019] In Structural Formula VII, ring B is substituted or unsubstituted; X_1 is defined as in Structural Formula I; R_8 is defined as in Structural Formula VI; p is 0 or an integer from 1-3; and each R_{13} is, independently, a halo or a substituted or unsubstituted heteroaryl.

[00020] In another preferred embodiment, compounds of the invention are represented by Structural Formula VIII.



VIII.

[00021] In Structural Formula VIII, ring A, Ar_1 , Ar_2 , X_1 , R_1 , R_6 are defined as in Structural Formula I; R_{19} and R_{20} are defined as in Structural Formula IV; and Y_1 is S, O, S(O), or S(O)₂.

[00022] The present invention provides a method of inhibiting a CCR9 receptor by contacting the receptor with an effective amount of a compound of the present invention, and/or pharmaceutically acceptable salts, solvates and hydrates thereof.

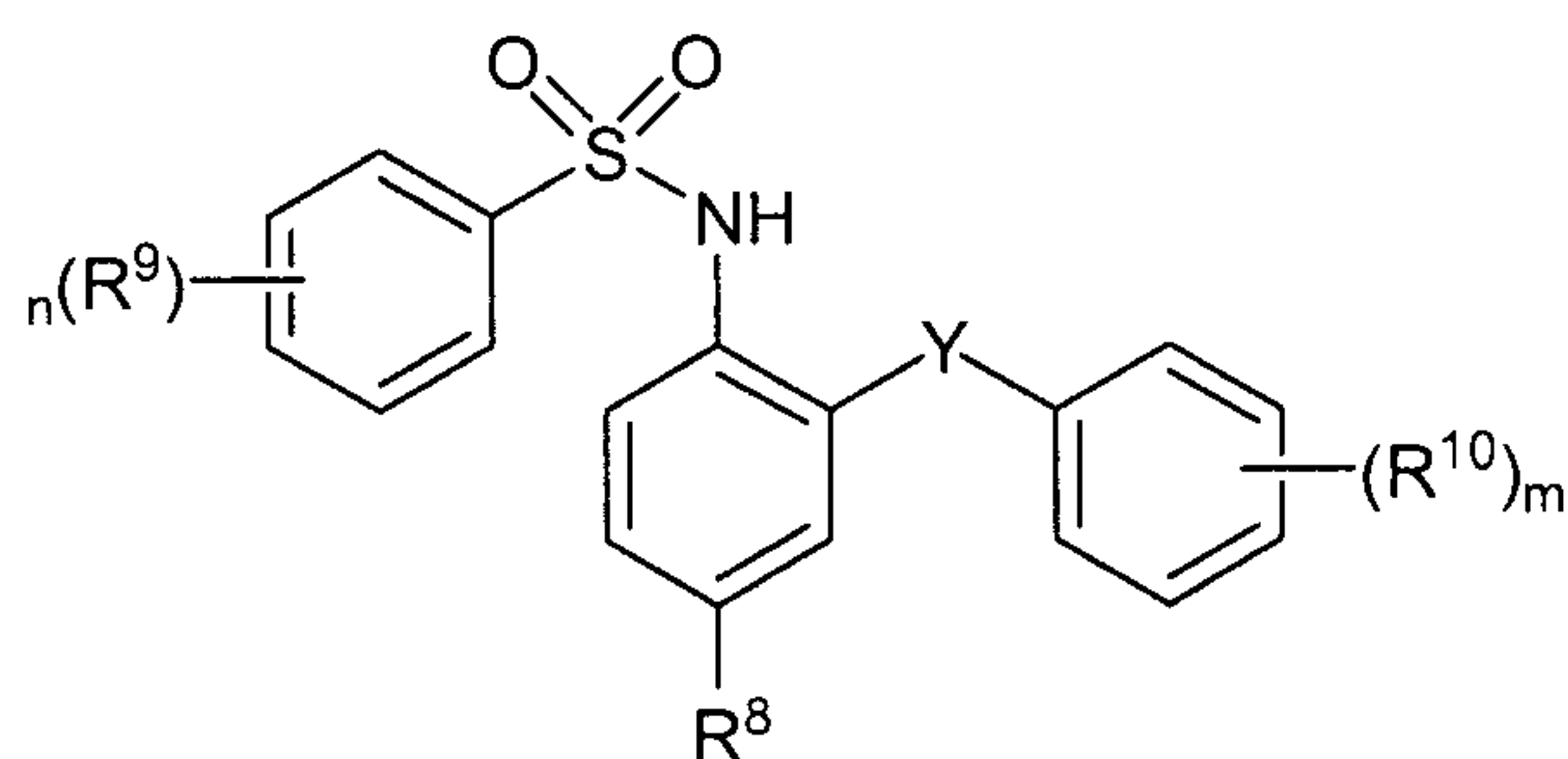
[00023] In one embodiment, the invention provides a method of inhibiting CCR9-mediated homing of leukocytes in a subject by administering to the subject an effective amount of a compound of the present invention, and/or pharmaceutically acceptable salts, solvates and hydrates thereof. In a preferred embodiment, the method inhibits homing of leukocytes to mucosal tissue.

[00024] In another embodiment, the invention provides a method of treating a subject having a disease that is mediated by a CCR9 receptor, such as an inflammatory disease, for example Celiac's disease or an inflammatory bowel disease, by administering to the subject an effective amount of a compound of the present invention, and/or pharmaceutically acceptable salts, solvates and hydrates thereof.

[00025] The present invention provides a pharmaceutical composition having a pharmaceutically acceptable carrier and at least one compound of the present invention.

[00026] Chemokines and their associated receptors (e.g., TECK and CCR9, respectively) are proinflammatory mediators that promote recruitment and activation of multiple lineages of leukocytes and lymphocytes. Continuous release of chemokines at sites of inflammation mediates the ongoing migration of effector cells in chronic inflammation. CCR9 and its associated chemokine TECK, have been implicated in chronic inflammatory diseases, such as inflammatory bowel diseases. Small molecule inhibitors of the interaction between CCR9 and its ligands (e.g., TECK), such as the compounds of the invention, are useful for inhibiting harmful inflammatory processes triggered by receptor-ligand interactions and thus are useful for treating diseases mediated by CCR9, such as chronic inflammatory diseases.

In one aspect, there is provided a compound having the following structural formula:

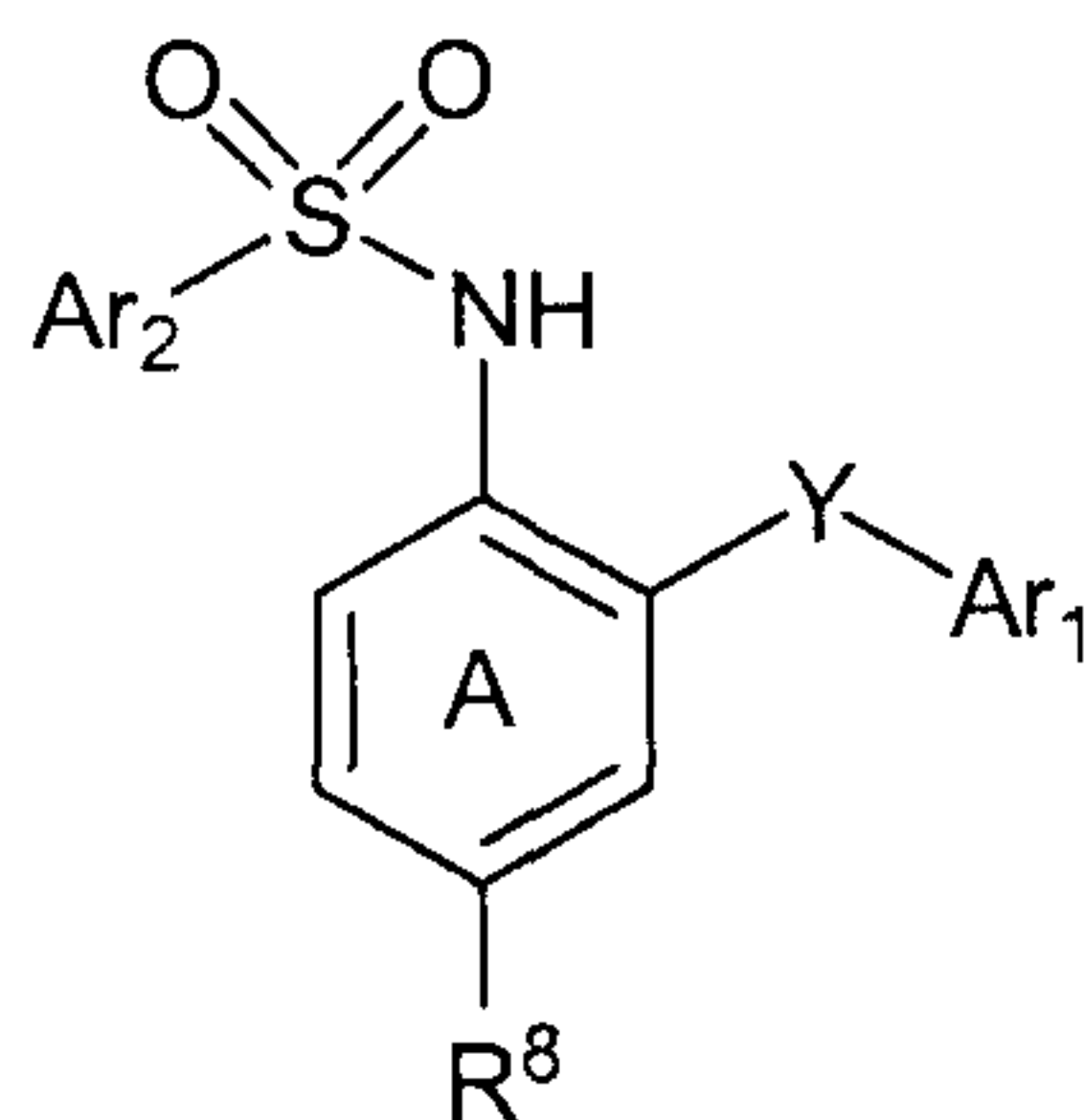


or a pharmaceutically acceptable salt thereof, wherein: Y is C=O; R₈ is halo, nitro, alkylcarbonyl, or trihaloalkyl; m and n are each, independently, 0 or an integer from 1 to 3; each R₉ is, independently, aliphatic, haloalkyl, aryl, arylalkyl, alkoxy, cycloalkoxy, haloalkoxy, aryloxy, arylalkoxy, alkylthio, halo, nitro, cyano, hydroxy, NR₁₁CO₂R₁₂, C(O)N(R₁₁)₂, C(O)R₁₂, CO₂R₁₂, OC(O)N(R₁₁)₂, OC(O)R₁₂, N(R₁₁)₂, or NR₁₁C(O)R₁₂; or two adjacent R₉ groups taken together with the atoms to which they are attached form a fused, saturated, unsaturated or partially unsaturated 5 to 7 membered ring having 0, 1, or

8a

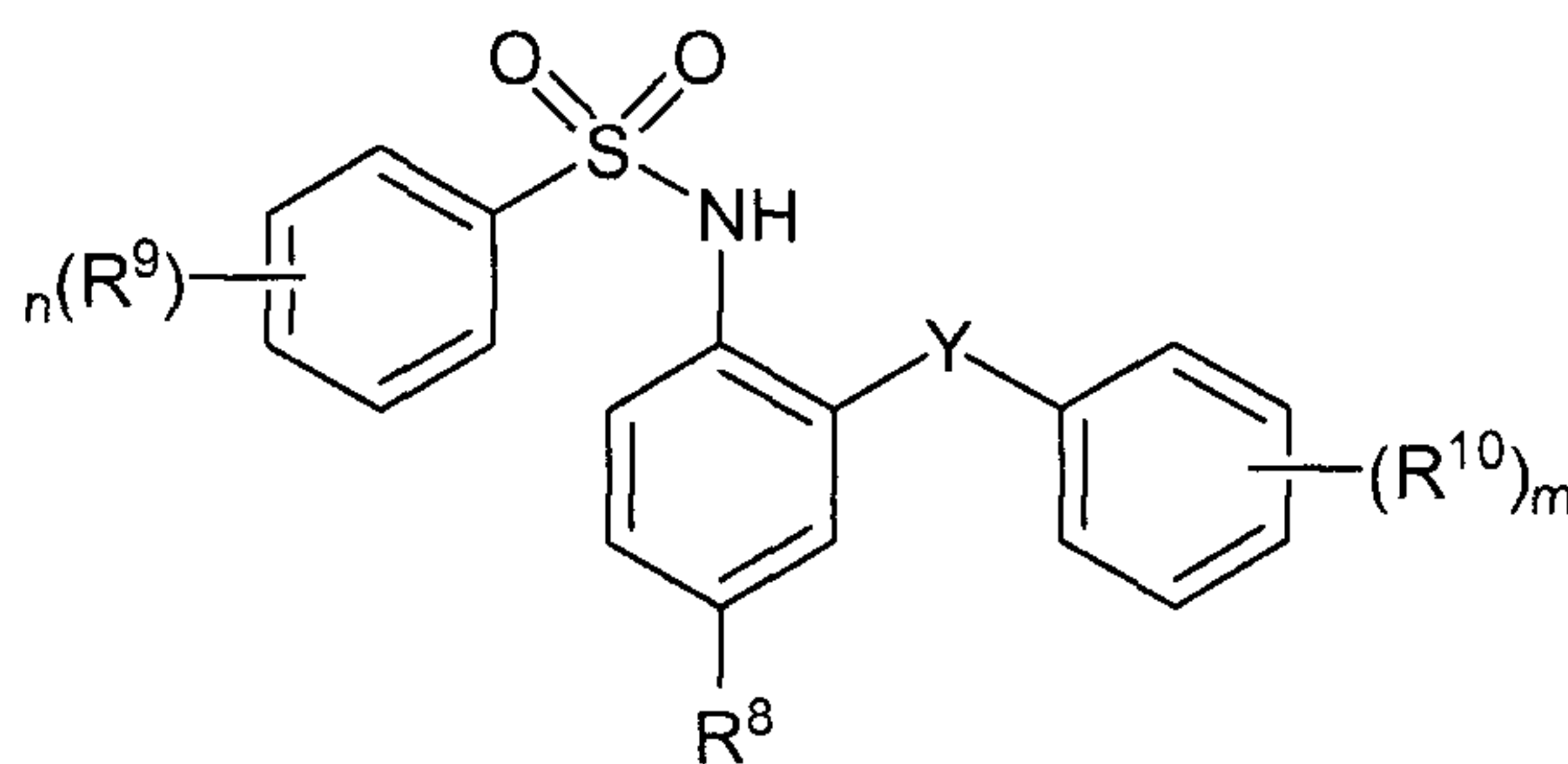
2 heteroatoms selected from N, O, and S; wherein each R_{11} is, independently, selected from H or an aliphatic group; and R_{12} is an aliphatic group; and each R_{10} is, independently, halo, aliphatic group, alkoxy, or haloalkyl.

In another aspect, there is provided a pharmaceutical composition comprising a compound having the following structural formula:



or a pharmaceutically acceptable salt thereof, wherein: Y is C=O, S(O), or S(O)₂; R^8 is halo, nitro, alkylcarbonyl, or trihaloalkyl; Ar_1 is substituted or unsubstituted phenyl; and Ar_2 is a substituted or unsubstituted aryl group or a substituted or unsubstituted heteroaryl group, and a pharmaceutically acceptable carrier.

In another aspect, there is provided the pharmaceutical composition as described herein, wherein the compound is represented by the following structural formula:

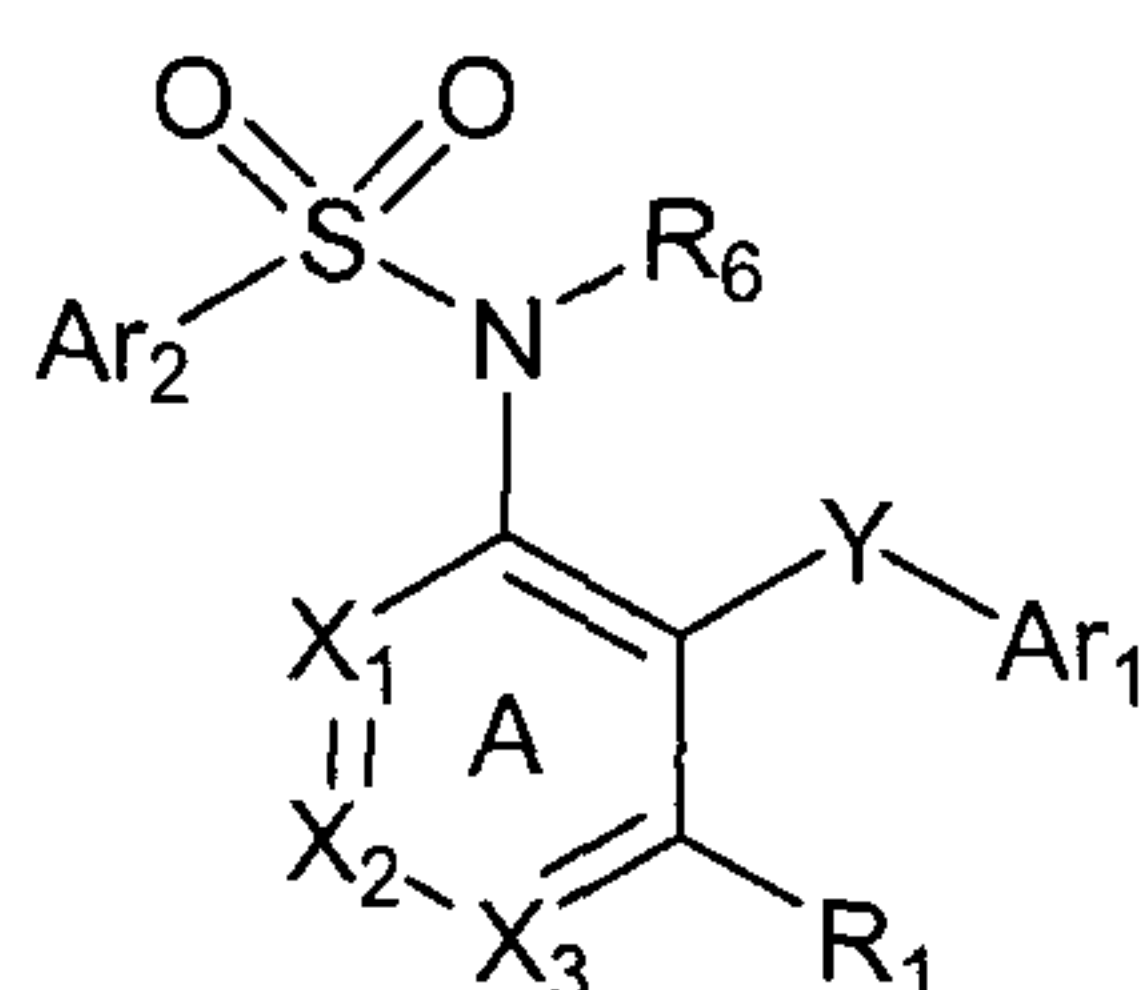


wherein: Y is C=O; R_8 is halo, nitro, alkylcarbonyl, or trihaloalkyl; m and n are each, independently, 0 or an integer from 1 to 3; each R_9 is, independently, aliphatic, haloalkyl, aryl, arylalkyl, alkoxy, cycloalkoxy, haloalkoxy, aryloxy, arylalkoxy, alkylthio, halo, nitro, cyano, hydroxy, $NR_{11}CO_2R_{12}$, $C(O)N(R_{11})_2$, $C(O)R_{12}$, CO_2R_{12} , $OC(O)N(R_{11})_2$, $OC(O)R_{12}$, $N(R_{11})_2$, or $NR_{11}C(O)R_{12}$; or two adjacent R_9 groups taken together with the atoms to which they are attached form a fused, saturated, unsaturated or partially unsaturated 5 to 7

8b

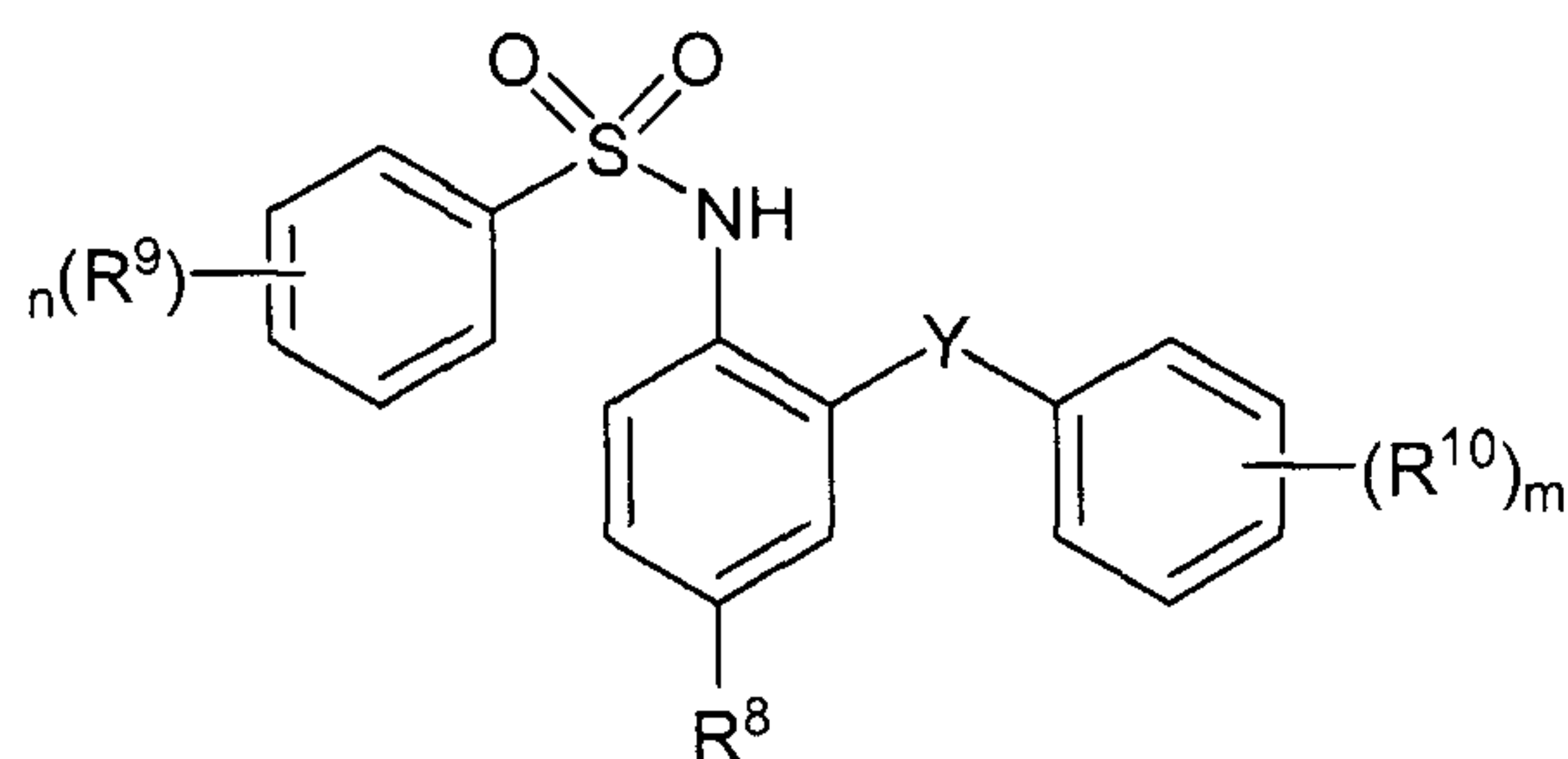
membered ring having 0, 1, or 2 heteroatoms selected from N, O, and S; wherein each R_{11} is, independently, selected from H or an aliphatic group; and R_{12} is an aliphatic group; and each R_{10} is, independently, halo, aliphatic group, alkoxy, or haloalkyl; or two adjacent R_{10} groups taken together with the atoms to which they are attached form a fused, saturated, unsaturated or partially unsaturated 5 to 7 membered ring having 0, 1 or 2 heteroatoms selected from N, O, and S.

In another aspect, there is provided a method of treating an inflammatory bowel disease in a subject in need thereof, comprising administering to the subject an effective amount of a compound represented by the following structural formula:



or a pharmaceutically acceptable salt thereof, wherein: Y is C=O, S(O), or S(O)₂; X_1 , X_2 , and X_3 are each independently CR; R, for each occurrence, and R_1 are each independently H, an aliphatic group, haloalkyl, aryl, arylalkyl, alkoxy, cycloalkoxy, haloalkoxy, aryloxy, arylalkoxy, alkylthio, halo, nitro, cyano, hydroxy, $NR_{11}CO_2R_{12}$, $C(O)N(R_{11})_2$, $C(O)R_{12}$, CO_2R_{12} , $OC(O)N(R_{11})_2$, $OC(O)R_{12}$, $N(R_{11})_2$, or $NR_{11}C(O)R_{12}$; wherein R_{11} , for each occurrence is, independently, H or an aliphatic group, and R_{12} is an aliphatic group; R_6 is H, an aliphatic carbonyl group, or an aliphatic ester; Ar_1 is substituted or unsubstituted phenyl; and Ar_2 is a substituted or unsubstituted aryl group or a substituted or unsubstituted heteroaryl group.

In another aspect, there is provided the method as described herein, wherein the compound is represented by the following structural formula:



8c

wherein: Y is C=O; R₈ is halo, nitro, alkylcarbonyl, or trihaloalkyl; m and n are each, independently, 0 or an integer from 1 to 3; each R₉ is, independently, aliphatic, haloalkyl, aryl, arylalkyl, alkoxy, cycloalkoxy, haloalkoxy, aryloxy, arylalkoxy, alkylthio, halo, nitro, cyano, hydroxy, NR₁₁CO₂R₁₂, C(O)N(R₁₁)₂, C(O)R₁₂, CO₂R₁₂, OC(O)N(R₁₁)₂, OC(O)R₁₂, N(R₁₁)₂, or NR₁₁C(O)R₁₂; or two adjacent R₉ groups taken together with the atoms to which they are attached form a fused, saturated, unsaturated or partially unsaturated 5 to 7 membered ring having 0, 1, or 2 heteroatoms selected from N, O, and S; wherein each R₁₁ is, independently, selected from H or an aliphatic group; and R₁₂ is an aliphatic group; and each R₁₀ is, independently, halo, aliphatic group, alkoxy, or haloalkyl; or two adjacent R₁₀ groups taken together with the atoms to which they are attached form a fused, saturated, unsaturated or partially unsaturated 5 to 7 membered ring having 0, 1 or 2 heteroatoms selected from N, O, and S.

In another aspect, there are also provided pharmaceutical compositions, uses and commercial packages comprising the compounds described herein.

DETAILED DESCRIPTION OF THE INVENTION

[00027] The term “aliphatic” as used herein means straight-chain, branched or cyclic C₁-C₁₂ hydrocarbons which are completely saturated or which contain one or more units of unsaturation but which are not aromatic. For example, suitable aliphatic groups include substituted or unsubstituted linear, branched or cyclic alkyl, alkenyl, alkynyl groups and hybrids thereof such as (cycloalkyl)alkyl, (cycloalkenyl)alkyl or (cycloalkyl)alkenyl. The terms “alkyl”, “alkoxy”, and “alkylthio”, used alone or as part of a larger moiety includes both straight and branched chains containing one to twelve carbon atoms. The terms “alkenyl” and “alkynyl” used alone or as part of a larger moiety shall include both straight and branched chains containing two to twelve carbon atoms. The term “cycloalkyl” used alone or as part of a larger moiety shall include cyclic C₃-C₁₂ hydrocarbons which are completely saturated or which contain one or more units of unsaturation, but which are not aromatic.

[00028] As used herein, aryl groups are carbocyclic aromatic ring systems (e.g. phenyl), fused polycyclic aromatic ring systems (e.g. naphthyl and anthracenyl) and aromatic

ring systems fused to carbocyclic non-aromatic ring systems (e.g., 1,2,3,4-tetrahydronaphthyl) having six to about fourteen carbon atoms.

[00029] The terms “haloalkyl”, “haloalkenyl” and “haloalkoxy” means alkyl, alkenyl or alkoxy, as the case may be, substituted with one or more halogen atoms. The term “halogen” means F, Cl, Br or I.

[00030] The term “aryl” used alone or as part of a larger moiety as in “aralkyl”, “aralkoxy”, or “aryloxyalkyl”, refers to aromatic ring groups having five to fourteen members, such as phenyl, benzyl, phenethyl, 1-naphthyl, 2-naphthyl, 1-anthracyl and 2-anthracyl. The term “aryl” also refers to rings that are optionally substituted. The term “aryl” may be used interchangeably with the term “aryl ring”. “Aryl” also includes fused polycyclic aromatic ring systems in which an aromatic ring is fused to one or more rings. Examples include 1-naphthyl, 2-naphthyl, 1-anthracyl and 2-anthracyl. Also included within the scope of the term “aryl”, as it is used herein, is a group in which an aromatic ring is fused to one or more non-aromatic rings, such as in an indanyl, phenantriidiny, or tetrahydronaphthyl, where the radical or point of attachment is on the aromatic ring.

[00031] The term “heteroatom” means nitrogen, oxygen, or sulfur and includes any oxidized form of nitrogen and sulfur, and the quaternized form of any basic nitrogen. Also the term “nitrogen” includes a substitutable nitrogen of a heterocyclic ring. As an example, in a saturated or partially unsaturated ring having 0-3 heteroatoms selected from oxygen, sulfur or nitrogen, the nitrogen may be N (as in 3,4-dihydro-2*H*-pyrrolyl), NH (as in pyrrolidinyl) or NR₁₈ (as in N-substituted pyrrolidinyl).

[00032] The term “heterocycle”, as used herein includes non-aromatic ring systems having five to fourteen members, preferably five to ten, in which one or more ring carbons, preferably one to four, are each replaced by a heteroatom such as N, O, or S. Examples of heterocyclic rings include 3-1*H*-benzimidazol-2-one, 3-tetrahydrofuranyl, 2-tetrahydropyranyl, 3-tetrahydropyranyl, 4-tetrahydropyranyl, [1,3]-dioxalanyl, [1,3]-dithiolanyl, [1,3]-dioxanyl, 2-tetrahydrothiophenyl, 3-tetrahydrothiophenyl, 2-morpholinyl, 3-morpholinyl, 4-morpholinyl, 2-thiomorpholinyl, 3-thiomorpholinyl, 4-thiomorpholinyl, 1-pyrrolidinyl, 2-pyrrolidinyl, 3-pyrrolidinyl, 1-piperazinyl, 2-piperazinyl, 1-piperidinyl, 2-piperidinyl, 3-piperidinyl, 4-piperidinyl, 4-thiazolidinyl, diazolonyl, N-substituted diazolonyl, 1-phthalimidinyl, benzoxanyl, benzopyrrolidinyl, benzopiperidinyl, benzoxolanyl, benzothiolanyl, and benzothianyl. Also included within the scope of the term “heterocycle”,

as it is used herein, is a group in which a non-aromatic heteroatom-containing ring is fused to one or more aromatic or non-aromatic rings, such as in an indolinyl, chromanyl, phenanthridinyl, or tetrahydroquinolinyl, where the radical or point of attachment is on the non-aromatic heteroatom-containing ring. The term "heterocycle", whether saturated or partially unsaturated, also refers to rings that are optionally substituted.

[00033] The term "heteroaryl", used alone or as part of a larger moiety as in "heteroaralkyl" or "heteroarylalkoxy", refers to heteroaromatic ring groups having five to fourteen members. Examples of heteroaryl rings include 2-furanyl, 3-furanyl, N-imidazolyl, 2-imidazolyl, 4-imidazolyl, 5-imidazolyl, 3-isoxazolyl, 4-isoxazolyl, 5-isoxazolyl, 2-oxadiazolyl, 5-oxadiazolyl, 2-oxazolyl, 4-oxazolyl, 5-oxazolyl, 1-pyrrolyl, 2-pyrrolyl, 3-pyrrolyl, 2-pyridyl, 3-pyridyl, 4-pyridyl, 2-pyrimidyl, 4-pyrimidyl, 5-pyrimidyl, 3-pyridazinyl, 2-thiazolyl, 4-thiazolyl, 5-thiazolyl, 2-triazolyl, 5-triazolyl, 2-thienyl, 3-thienyl, thianaphthenyl, carbazolyl, benzimidazolyl, benzothienyl, benzofuranyl, indolyl, quinolinyl, benzotriazolyl, benzothiazolyl, benzooxazolyl, benzimidazolyl, isoquinolinyl, indolyl, isoindolyl, acridinyl, or benzoisazolyl. Also included within the scope of the term "heteroaryl", as it is used herein, is a group in which a heteroatomic ring is fused to one or more aromatic or nonaromatic rings where the radical or point of attachment is on the heteroaromatic ring. Examples include tetrahydroquinolinyl, tetrahydroisoquinolinyl, and pyrido [3, 4-d] pyrimidinyl. The term "heteroaryl" also refers to rings that are optionally substituted. Preferred heteroaryl groups are thienyl, benzo(b)thienyl, pyrrolyl, indolyl, pyridyl, pyridazinyl, pyrimidinyl, pyrazinyl, furanyl, and benzo(b)furanyl. More preferred heteroaryl groups are pyridyl and thienyl.

[00034] An arylalkyl group, as used herein, is an aryl substituent that is linked to a compound by an alkyl group having from one to twelve carbon atoms.

[00035] An alkoxy group, as used herein, is a C₁-C₁₂ alkyl group that is connected to a compound via an oxygen atom. Examples of alkoxy groups include but are not limited to methoxy, ethoxy, propoxy, isopropoxy, and t-butoxy.

[00036] A cycloalkoxy group, as used herein, is a a cyclic C₃-C₁₂ hydrocarbon which is attached to a compound via an oxygen. Cycloalkoxy groups include but are not limited to cyclopropoxy and cyclobutoxy.

[00037] A haloalkoxy, as used herein, is a haloalkyl group that is attached to a compound via an oxygen. A preferred haloalkoxy is trifluoromethoxy.

[00038] An aryloxy, as used herein, is an aryl group that is attached to a compound via an oxygen. A preferred aryloxy is phenoxy.

[00039] A arylalkoxy group, as used herein, is a arylalkyl group that is attached to a compound via an oxygen on the C₁-C₁₂ alkyl portion of the arylalkyl. A preferred arylalkoxy is phenylmethoxy.

[00040] An alkylthio group, as used herein, is a C₁-C₁₂ alkyl group that is connected to a compound via a sulfur atom.

[00041] A aliphatic carbonyl group, as used herein, is an aliphatic group that is connected to a compound via a carbonyl group. A preferred aliphatic carbonyl is acetyl.

[00042] A aliphatic ester group, as used herein, an aliphatic group that is connected to a compound via an ester linkage (i.e., -C(O)O-aliphatic group).

[00043] An electron withdrawing group is a group which causes a dipole moment in the direction of the group. Suitable electron withdrawing groups include but are not limited to halo (preferably chloro), haloalkyl (preferably trifluoromethyl), nitro, cyano, sulfonamido, sulfone, and sulfoxide.

[00044] An aryl (including aralkyl, aralkoxy, aryloxyalkyl and the like) or heteroaryl (including heteroaralkyl and heteroarylalkoxy and the like) may contain one or more substituents. Examples of suitable substituents include aliphatic groups, aryl groups, haloalkoxy groups, heteroaryl groups, halo, hydroxy, OR₁₄, COR₁₄, COOR₁₄, NHCOR₁₄, OCOR₁₄, benzyl, haloalkyl (e.g., trifluoromethyl and trichloromethyl), cyano, nitro, S(O), S(O)₂, SO₃⁻, SH, SR₁₄, NH₂, NHR₁₄, NR₁₄R₁₅, NR₆S(O)₂-R₇, and COOH, wherein R₁₄ and R₁₅ are each, independently, an aliphatic group, a cycloalkyl, an aryl group, or an arylalkyl group. Other substituents for an aryl or heteroaryl group include -R₁₆, -OR₁₆, -SR₁₆, 1,2-methylene-dioxy, 1, 2-ethylenedioxy, protected OH (such as acyloxy), phenyl (Ph), substituted Ph, -O(Ph), substituted -O(Ph), -CH₂(Ph), substituted -CH₂CH₂(Ph), substituted -CH₂CH₂(Ph), -N(R₁₆)₂, -NR₁₆CO₂R₁₆, -NR₁₆NR₁₆C(O)R₁₆, -NR₁₆R₁₆C(O)N(R₁₆)₂, -NR₁₆NR₁₆CO₂R₁₆, -C(O)C(O)R₁₆, -C(O)CH₂C(O)R₁₆, -CO₂R₁₆, -C(O)R₁₆, -C(O)N(R₁₆)₂, -OC(O)N(R₁₆)₂, -S(O)₂R₁₆, -SO₂N(R₁₆)₂, -S(O)R₁₆, -NR₁₆SO₂N(R₁₆)₂, -NR₁₆SO₂R₁₆, -C(=S)N(R₁₆)₂, -C(=NH)-N(R₁₆)₂, -(CH₂)_yNHC(O)R₁₆, -(CH₂)_yNHC(O)CH(V-R₁₆)(R₁₆); wherein R₁₆ is hydrogen, a substituted or unsubstituted heteroaryl or heterocyclic ring, phenyl (Ph), substituted Ph, -O(Ph), substituted -O(Ph), -CH₂(Ph), or substituted -CH₂(Ph); y is 0-6; and V is a linker group. Preferred substituents on the

aryl or heteroaryl group include halo, haloalkyl, sulfone, sulfoxide, nitro, cyano, alkyl group, alkoxy group, and alkylamino group. Examples of substituents on the aliphatic group or the phenyl ring include amino, alkylamino, dialkylamino, aminocarbonyl, halogen, alkyl, alkylaminocarbonyl, dialkylaminocarbonyl, alkylaminocarbonyloxy, dialkylaminocarbonyloxy, alkoxy, nitro, cyano, carboxy, alkoxycarbonyl, alkylcarbonyl, hydroxy, haloalkoxy, or haloalkyl. Substituents for an aryl or a heteroaryl group include aryl groups (including a carbocyclic aryl group or a heteroaryl group), aliphatic groups, cycloalkyl groups, haloalkoxy groups, heteroaryl groups, hydroxy, OR_{14} , aldehyde, COR_{14} , $COOR_{14}$, $NHCOR_{14}$, $OCOR_{14}$, benzyl, haloalkyl (e.g., trifluoromethyl and trichloromethyl), halo, cyano, nitro, SO_3^- , SH , SR_{14} , NH_2 , NHR_{14} , $NR_{14}R_{15}$, $NR_6S(O)_2-R_7$, or $COOH$, wherein R_{14} and R_{15} are each, independently, an aliphatic group, a cycloalkyl, an aryl group, or an arylalkyl group.

[00045] An aliphatic group or a heterocycle may contain one or more substituents. Examples of suitable substituents on the saturated carbon of an aliphatic group of a heterocycle include those listed above for an aryl or heteroaryl group and the following: $=O$, $=S$, $=NNHR_{17}$, $=NN(R_{17})_2$, $=NNHC(O)R_{17}$, $=NNHCO_2(alkyl)$, $=NNHSO_2(alkyl)$, or $=NR_{17}$, where each R_{17} is independently selected from hydrogen, an unsubstituted aliphatic group or a substituted aliphatic group. Examples of substituents on the aliphatic group include amino, alkylamino, dialkylamino, aminocarbonyl, halogen, alkyl, alkylaminocarbonyl, dialkylaminocarbonyl, alkylaminocarbonyloxy, dialkylaminocarbonyloxy, alkoxy, thioalkyl, nitro, cyano, carboxy, alkoxycarbonyl, alkylcarbonyl, hydroxy, haloalkoxy, or haloalkyl.

[00046] Suitable substituents on the nitrogen of a non-aromatic heterocycle or on an unsaturated nitrogen of a heteroaryl include $-R_{18}$, $-N(R_{18})_2$, $-C(O)R_{18}$, $-CO_2R_{18}$, $-C(O)C(O)R_{18}$, $-C(O)CH_2C(O)R_{18}$, $-SO_2R_{18}$, $-SO_2N(R_{18})_2$, $-C(=S)N(R_{18})_2$, $-C(=NH)-N(R_{18})_2$, and $-NR_{18}SO_2R_{18}$; wherein R_{18} is hydrogen, an aliphatic group, a substituted aliphatic group, phenyl (Ph), substituted Ph, $-O(Ph)$, substituted $-O(Ph)$, $-CH_2(Ph)$, or an unsubstituted heteroaryl or heterocyclic ring. Examples of substituents on the aliphatic group or the phenyl ring include amino, alkylamino, dialkylamino, aminocarbonyl, halogen, alkyl, alkylaminocarbonyl, dialkylaminocarbonyloxy, alkoxy, nitro, cyano, carboxy, alkoxycarbonyl, alkylcarbonyl, hydroxy, haloalkoxy, or haloalkyl.

[00047] The term "linker group" or "linker" means an organic moiety that connects two parts of a compound. Linkers are typically comprised of an atom, such as oxygen or

sulfur, a unit, such as -NH- , $\text{-CH}_2\text{-}$, -C(O)- , or -C(O)NH- , or a chain of atoms, such as an alkylene chain. The molecular mass of a linker is typically in the range of about 14 to 200, preferably in the range of 14 to 96 with a length of up to about six atoms. Examples of linkers include a saturated or unsaturated $\text{C}_1\text{-C}_6$ alkylene chain which is substituted or unsubstituted, and wherein one or two saturated carbons of the chain are optionally replaced by -C(O)- , -C(O)C(O)- , -CONH- , -CONHNH- , $\text{-CO}_2\text{-}$, -OC(O)- , $\text{-NHCO}_2\text{-}$, -O- , -NHCONH- , -OC(O)NH- , -NHNH- , -NHCO- , -S- , -SO- , $\text{-SO}_2\text{-}$, -NH- , $\text{-SO}_2\text{NH-}$, or $\text{-NHSO}_2\text{-}$.

[00048] It will be apparent to one skilled in the art that certain compounds of this invention may exist in tautomeric forms, all such tautomeric forms of the compounds being within the scope of the invention. Unless otherwise stated, structures depicted herein are also meant to include all stereochemical forms of the structure; i.e., the R and S configurations for each asymmetric center. Therefore, single stereochemical isomers as well as enantiomeric and diastereomeric mixtures of the present compounds are within the scope of the invention. Unless otherwise stated, structures depicted herein are also meant to include compounds which differ only in the presence of one or more isotopically enriched atoms. For example, compounds having the present structure except for the replacement of a hydrogen by a deuterium or tritium, or the replacement of a carbon by a $^{13}\text{C-}$ or $^{14}\text{C-}$ enriched carbon are within the scope of this invention.

[00049] The compounds of the present invention have IC_{50} s of less than $1\text{ }\mu\text{m}$; less than 750 nm ; preferably less than 500 nm ; more preferably less than 250 nm ; even more preferably less than 100 nm , most preferably less than 50 nm ; and the most preferable less than 10 nm , e.g., less than 5 nm .

[00050] As used herein "mammalian CCR9" refers to naturally occurring or endogenous mammalian CCR9 proteins and to proteins having an amino acid sequence which is the same as that of a naturally occurring or endogenous corresponding mammalian CCR9 protein (e.g., recombinant proteins, synthetic proteins (i.e., produced using the methods of synthetic organic chemistry)). Accordingly, as defined herein, the term includes mature receptor protein, polymorphic or allelic variants, and other isoforms of a mammalian CCR9 (e.g., produced by alternative splicing or other cellular processes), and modified or unmodified forms of the foregoing (e.g., lipidated, glycosylated, unglycosylated). Naturally occurring or endogenous mammalian CCR9 proteins (see e.g., GenBank Accession Numbers NM_031200 and U45982 and Yu et al. (2000) *J. Immunol.* 164:1293-1305 which describe

various forms of naturally occurring mammalian CCR9) include wild type proteins such as mature CCR9, polymorphic or allelic variants and other isoforms which occur naturally in mammals (e.g., humans, non-human primates). Such proteins can be recovered or isolated from a source which naturally produces mammalian CCR9, for example. Polymorphic, allelic, splice and other naturally occurring variants of mammalian CCR9 can be expressed in particular organs, tissues or cells and have altered properties (e.g., altered affinity for ligand (e.g. TECK)) and specialized biological function (e.g., T cell development, T cell recruitment). Naturally occurring or endogenous mammalian CCR9 proteins and proteins having the same amino acid sequence as a naturally occurring or endogenous corresponding mammalian CCR9, are referred to by the name of the corresponding mammal. For example, where the corresponding mammal is a human, the protein is designated as a human CCR9 protein (e.g., a recombinant human CCR9 produced in a suitable host cell).

[00051] As used herein "mammalian TECK" refers to naturally occurring or endogenous mammalian TECK proteins and to proteins having an amino acid sequence which is the same as that of a naturally occurring or endogenous corresponding mammalian TECK protein (e.g., recombinant proteins, synthetic proteins (i.e., produced using the methods of synthetic organic chemistry)). Accordingly, as defined herein, the term includes mature receptor protein, polymorphic or allelic variants, and other isoforms of a mammalian TECK (e.g., produced by alternative splicing or other cellular processes), and modified or unmodified forms of the foregoing (e.g., lipidated, glycosylated, unglycosylated). Naturally occurring or endogenous mammalian TECK proteins (see e.g., GenBank Accession Number U86358 and Vicari et al. (1997) *Immunity* 7:291-301 which describe naturally occurring mammalian TECK) include wild type proteins such as mature TECK, polymorphic or allelic variants and other isoforms which occur naturally in mammals (e.g., humans, non-human primates). Such proteins can be recovered or isolated from a source which naturally produces mammalian TECK, for example.

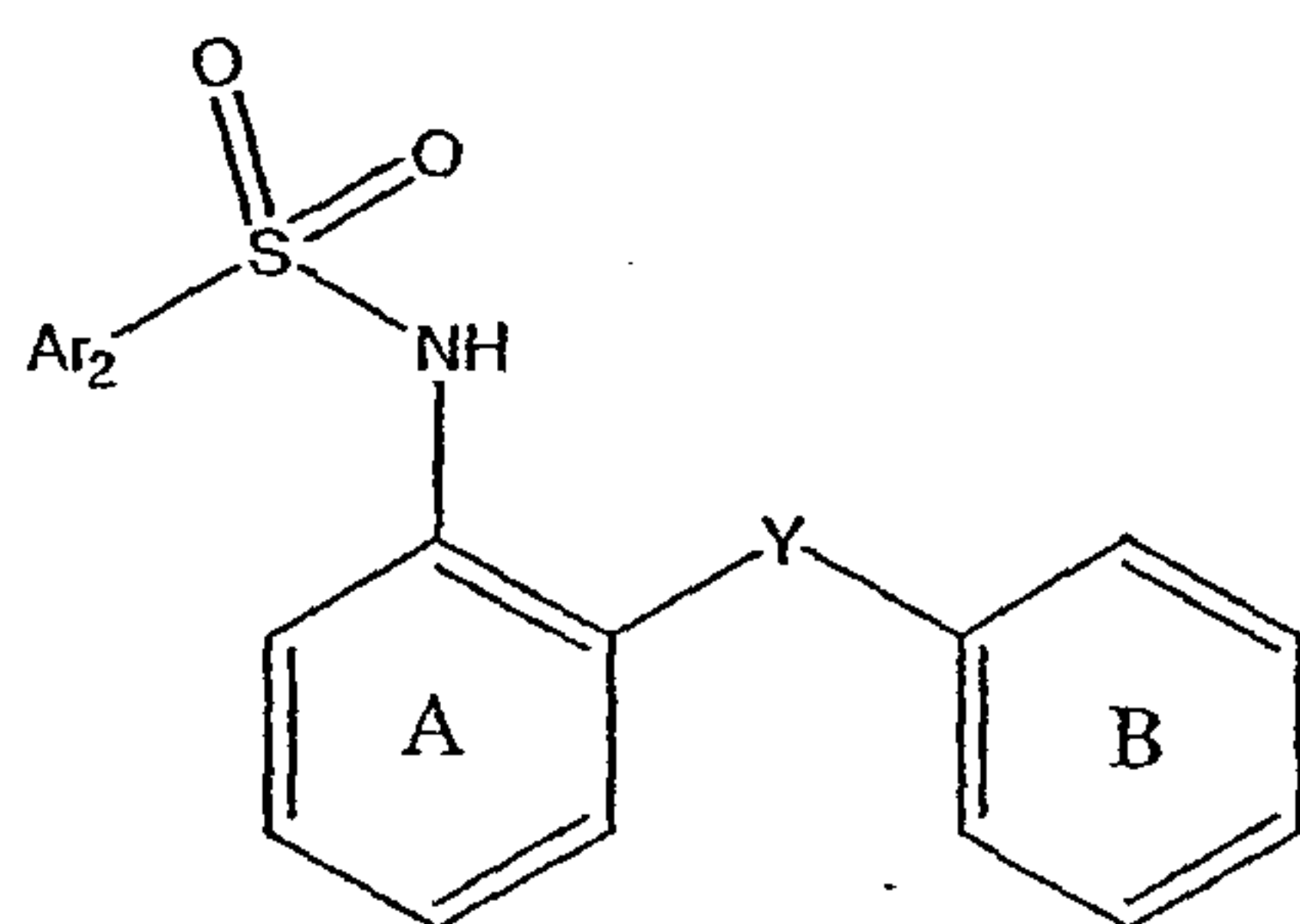
[00052] The term "pharmaceutically acceptable" means that the carrier, diluent, excipients and salt must be compatible with the other ingredients of the formulation, and not deleterious to the recipient thereof. Pharmaceutical formulations of the present invention are prepared by procedures known in the art using well known and readily available ingredients.

[00053] “Preventing” refers to reducing the likelihood that the recipient will incur or develop any of the pathological conditions described herein, for example inhibiting the onset of these symptoms.

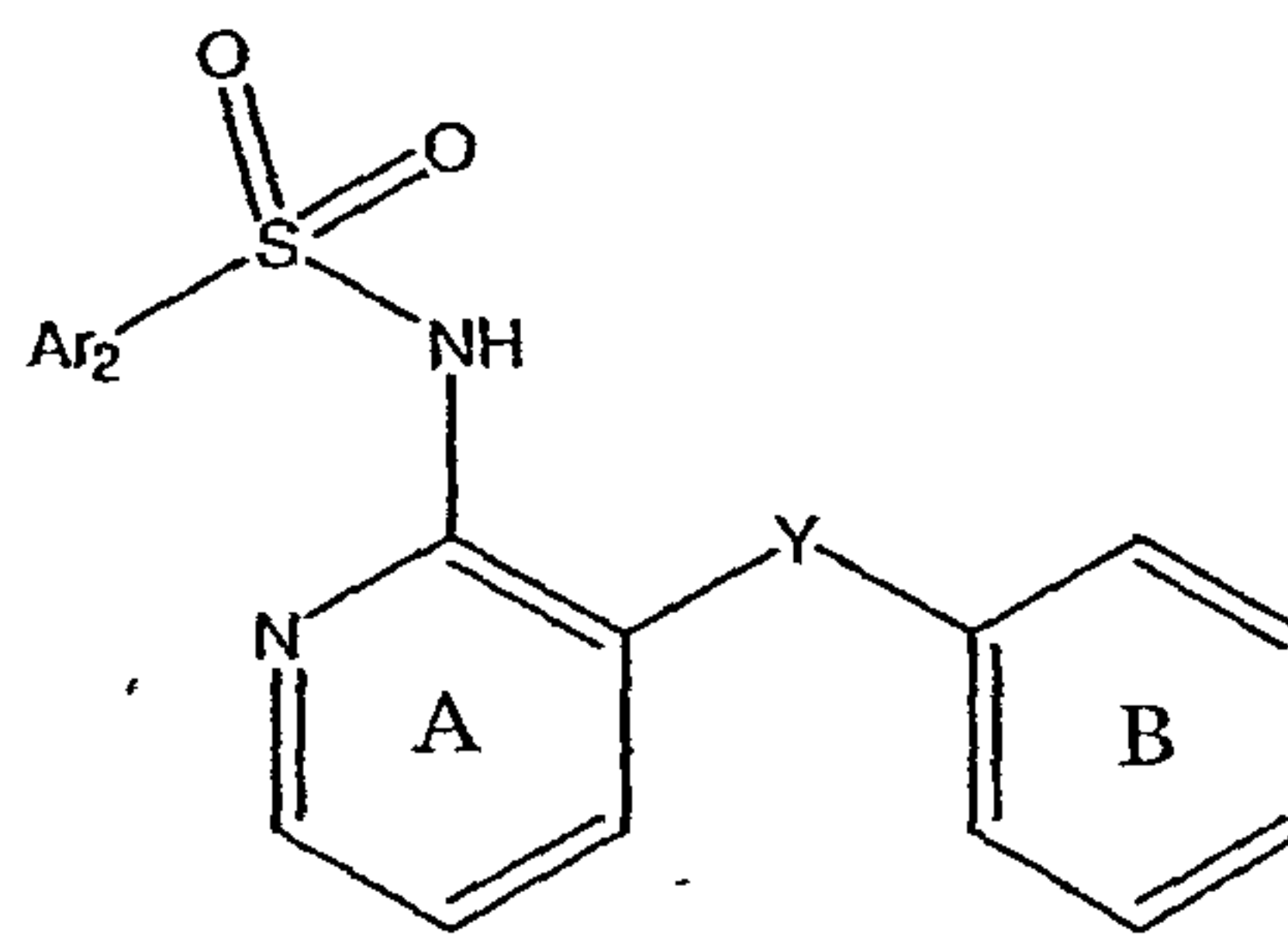
[00054] “Treating” refers to eliminating or reducing the severity of a pathological condition described herein and/or eliminating, alleviating and/or reducing the symptoms of a pathological condition described herein.

[00055] Compounds of the invention can be used to treat a subject having an inflammatory disease. In one embodiment, the method is a method of inhibiting a CCR9 function in a subject. In particular embodiments, the method is a method of treating a subject having an inflammatory disease associated with mucosal tissue, such as Crohn’s disease, colitis, or Celiac disease. In another embodiment, the method is a method of inhibiting CCR9-mediated homing of leukocytes in a subject. See Papadakis, *et al.*, *Gastroenterology* (2001), 121:246-254 for a discussion of the relationship of CCR9 receptors to the above diseases or conditions.

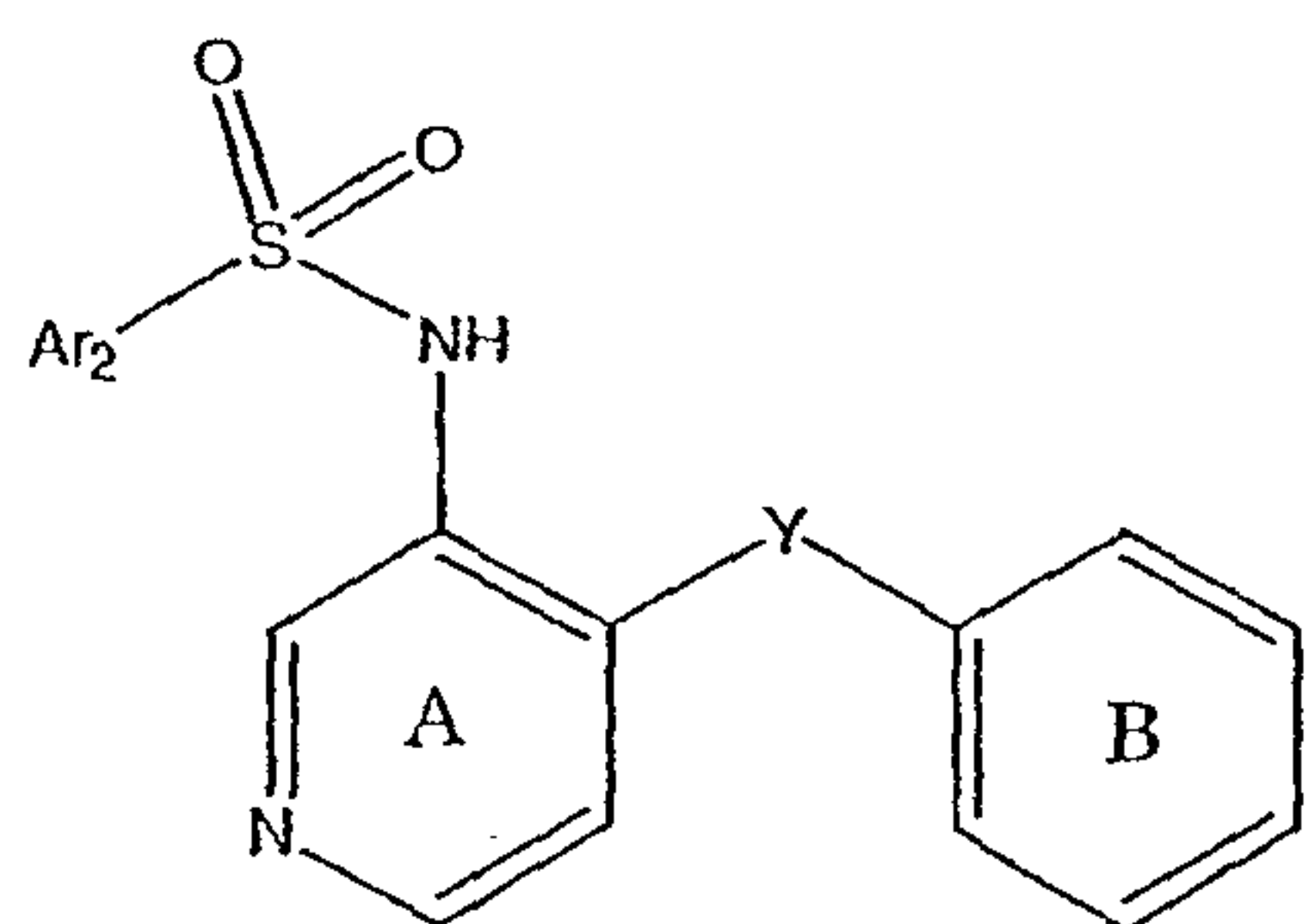
[00056] In one embodiment, the compounds of the invention are represented by any one of Structural Formulas IX-XXIV:



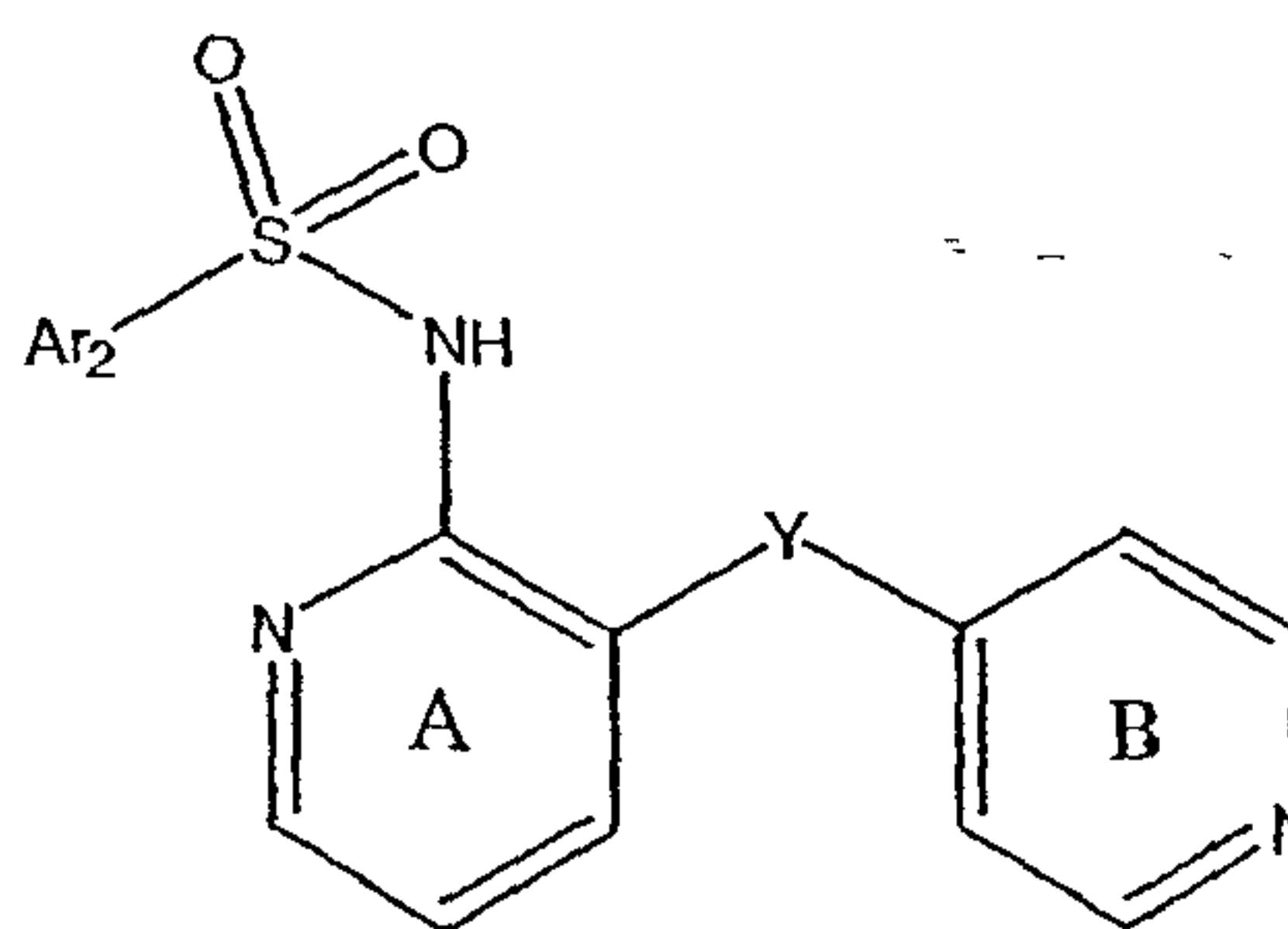
IX.



X.

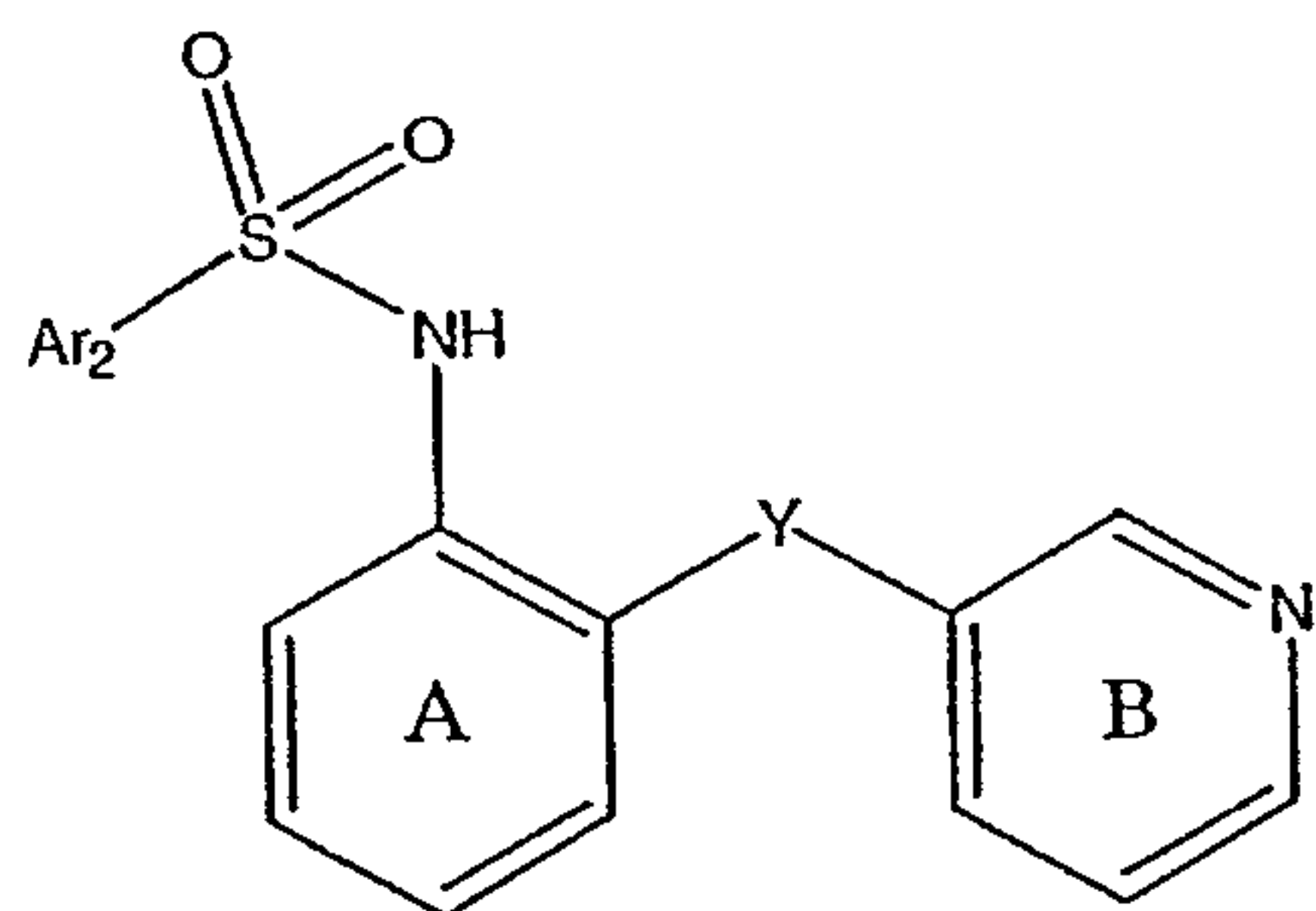


XI.

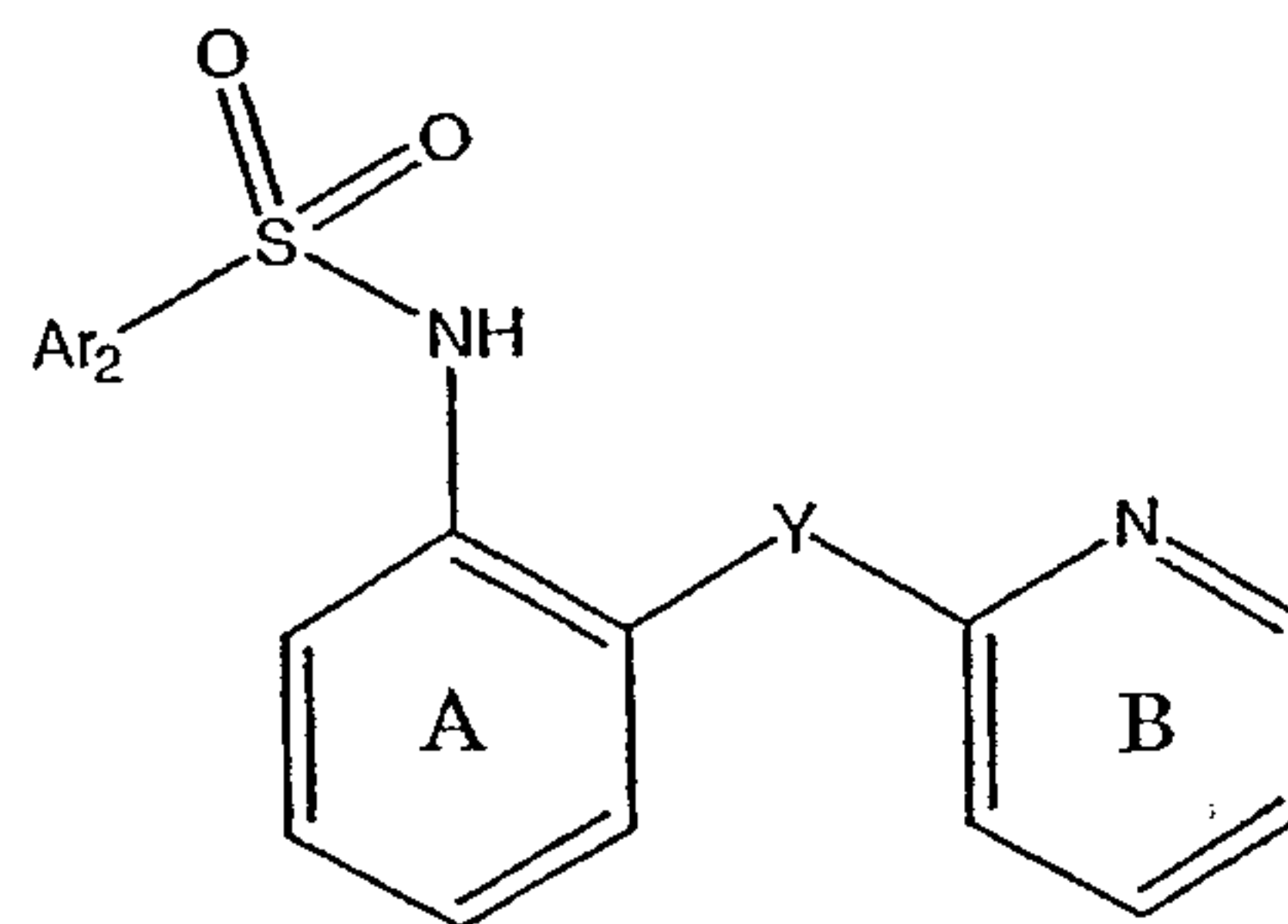


XII.

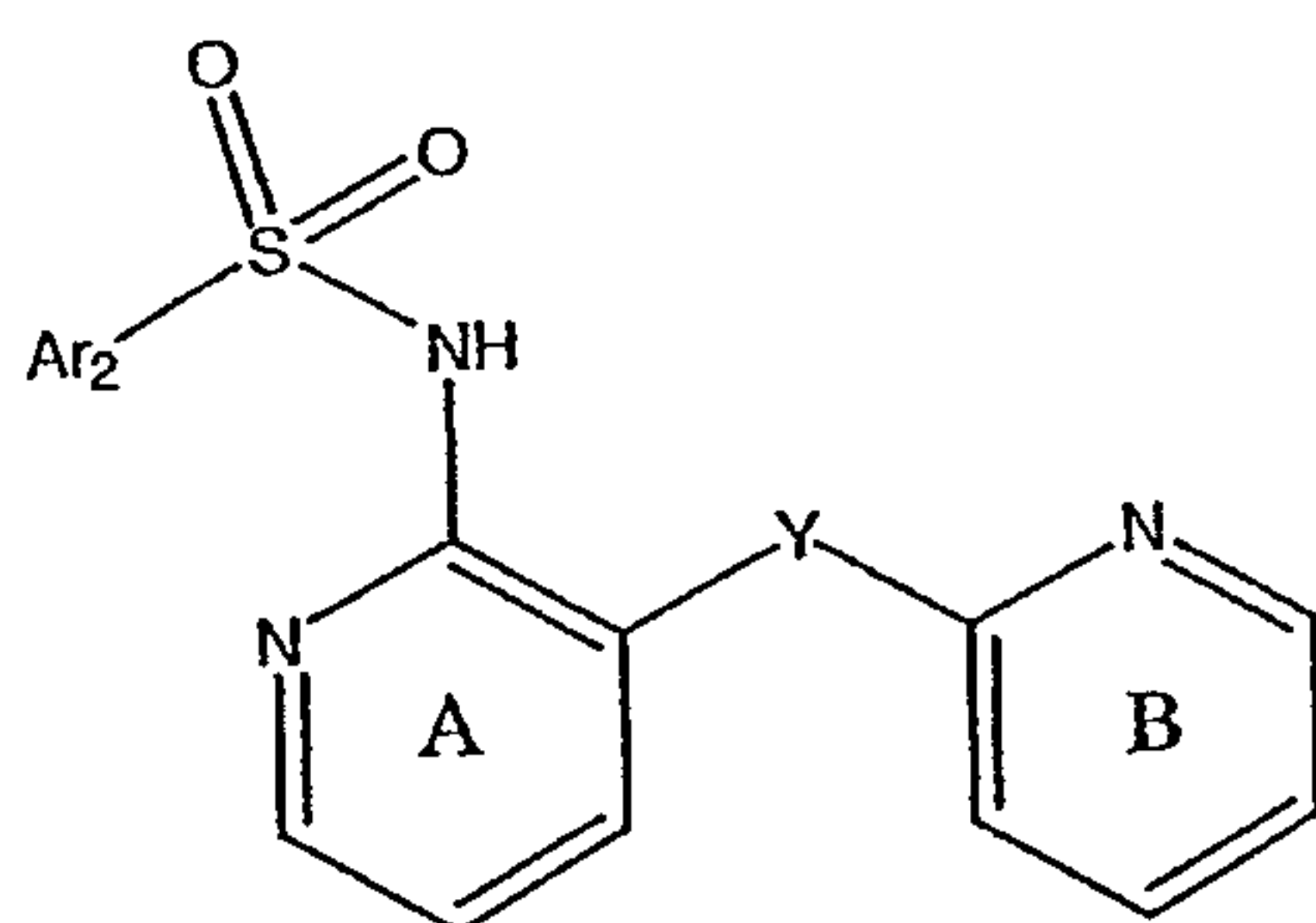
16



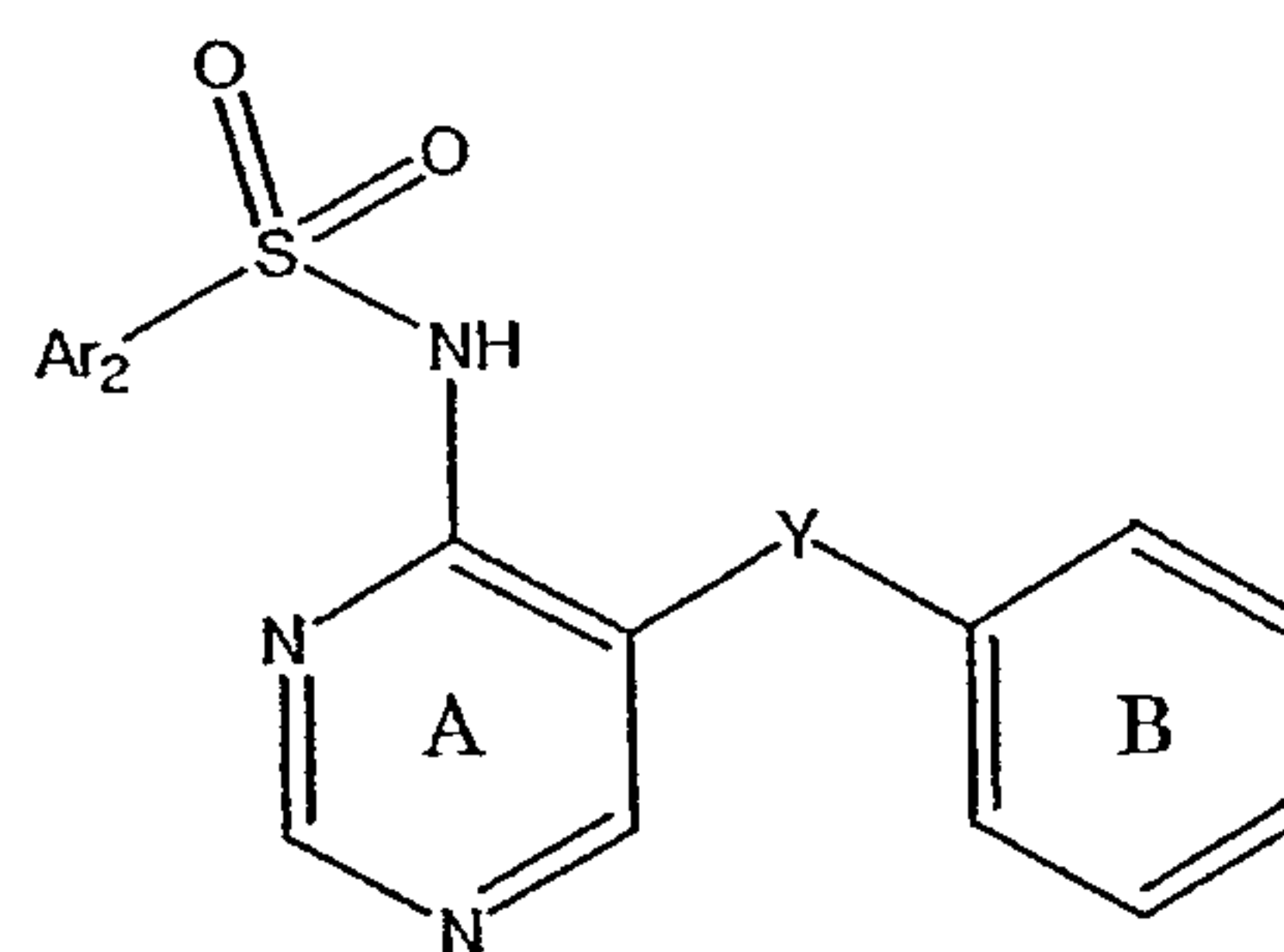
XIII.



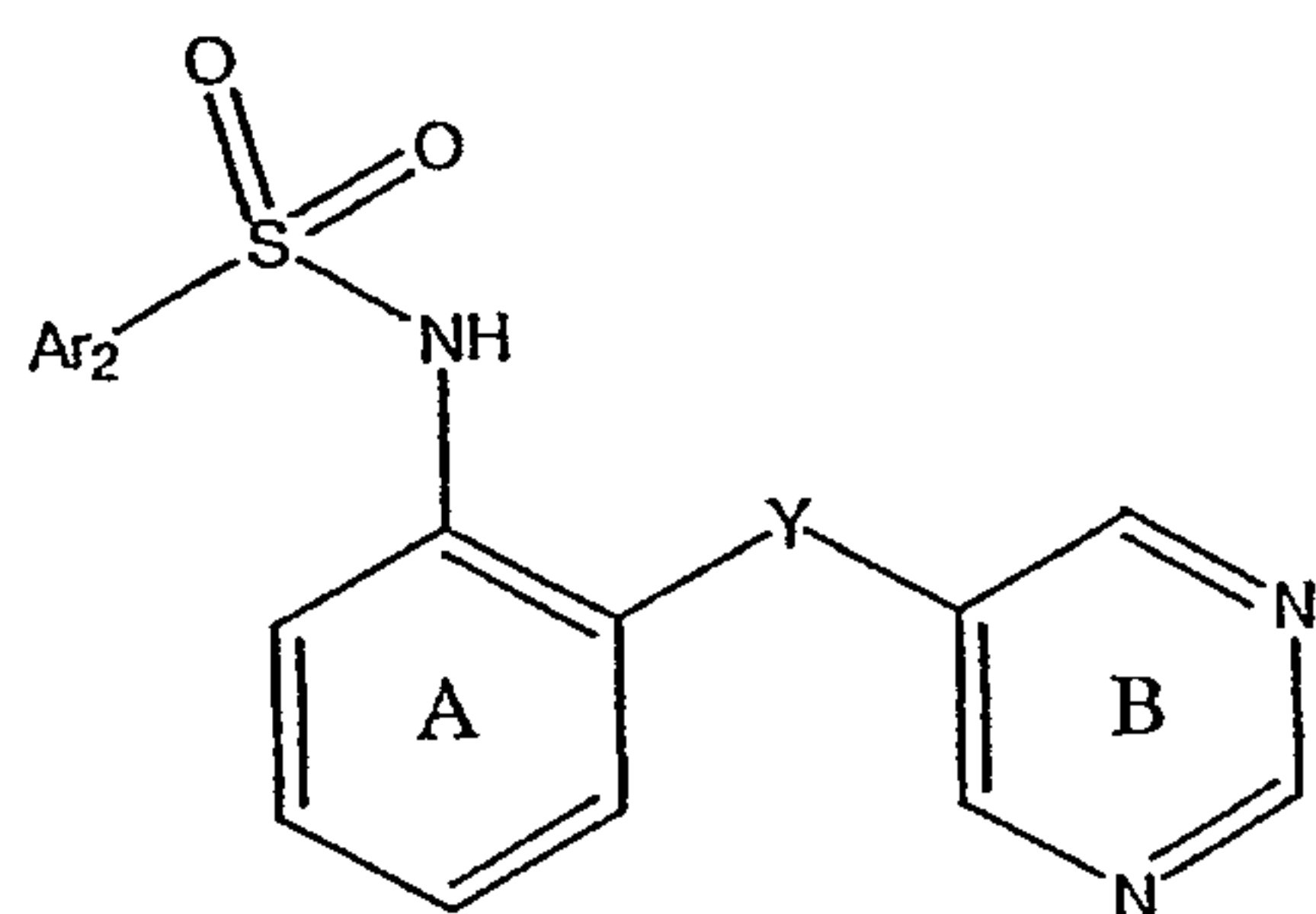
XIV.



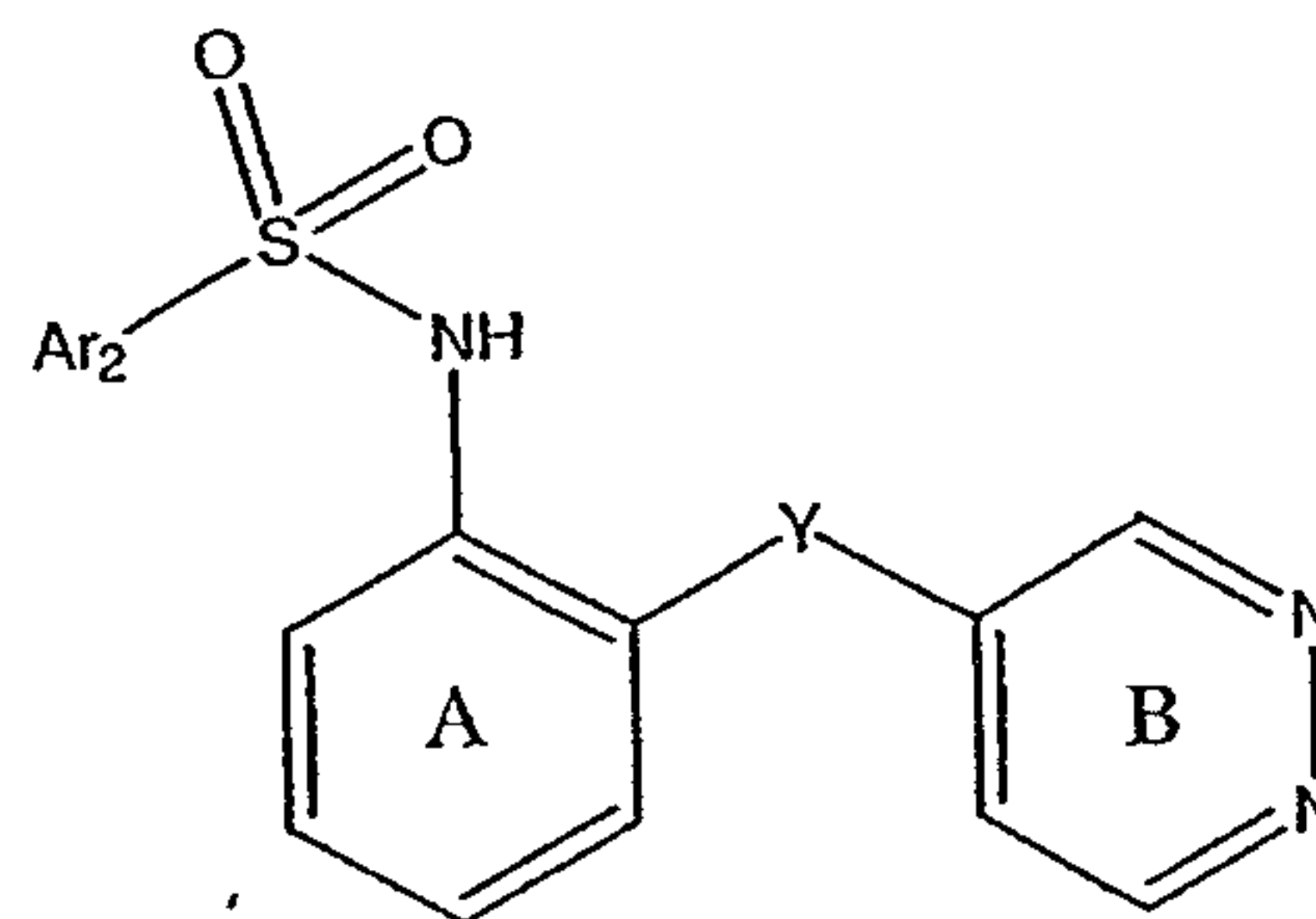
XV.



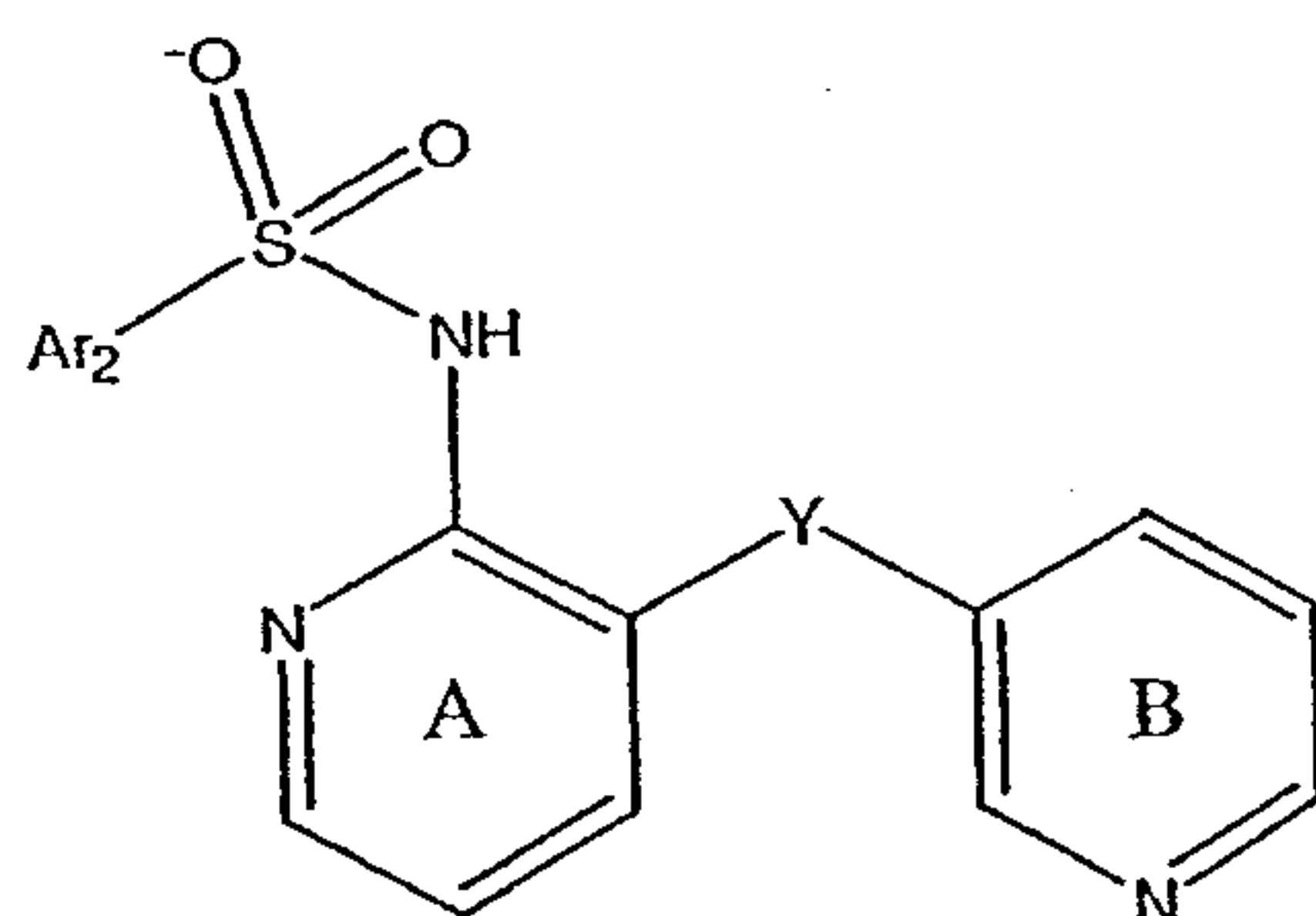
XVI.



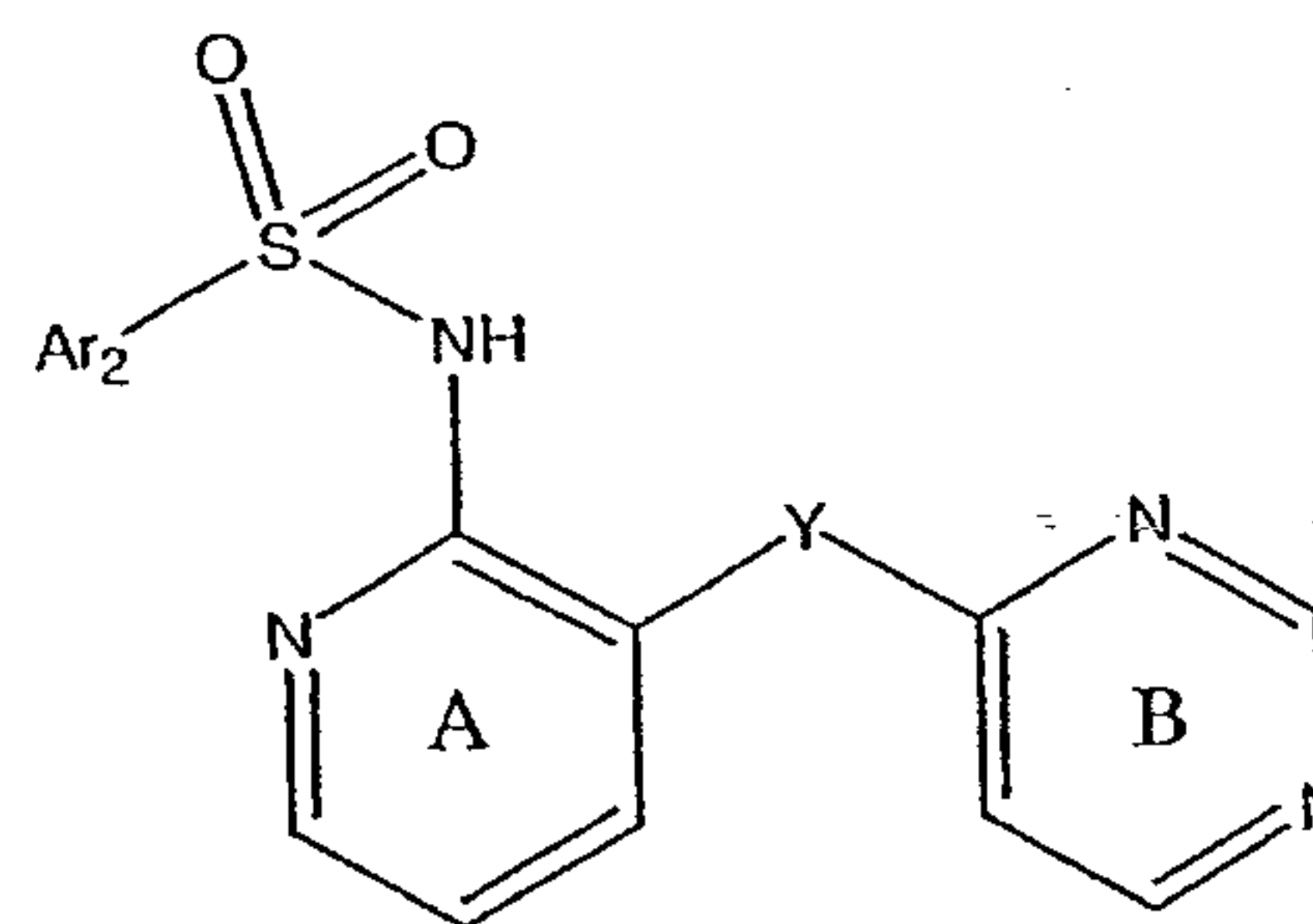
XVII.



XVIII.

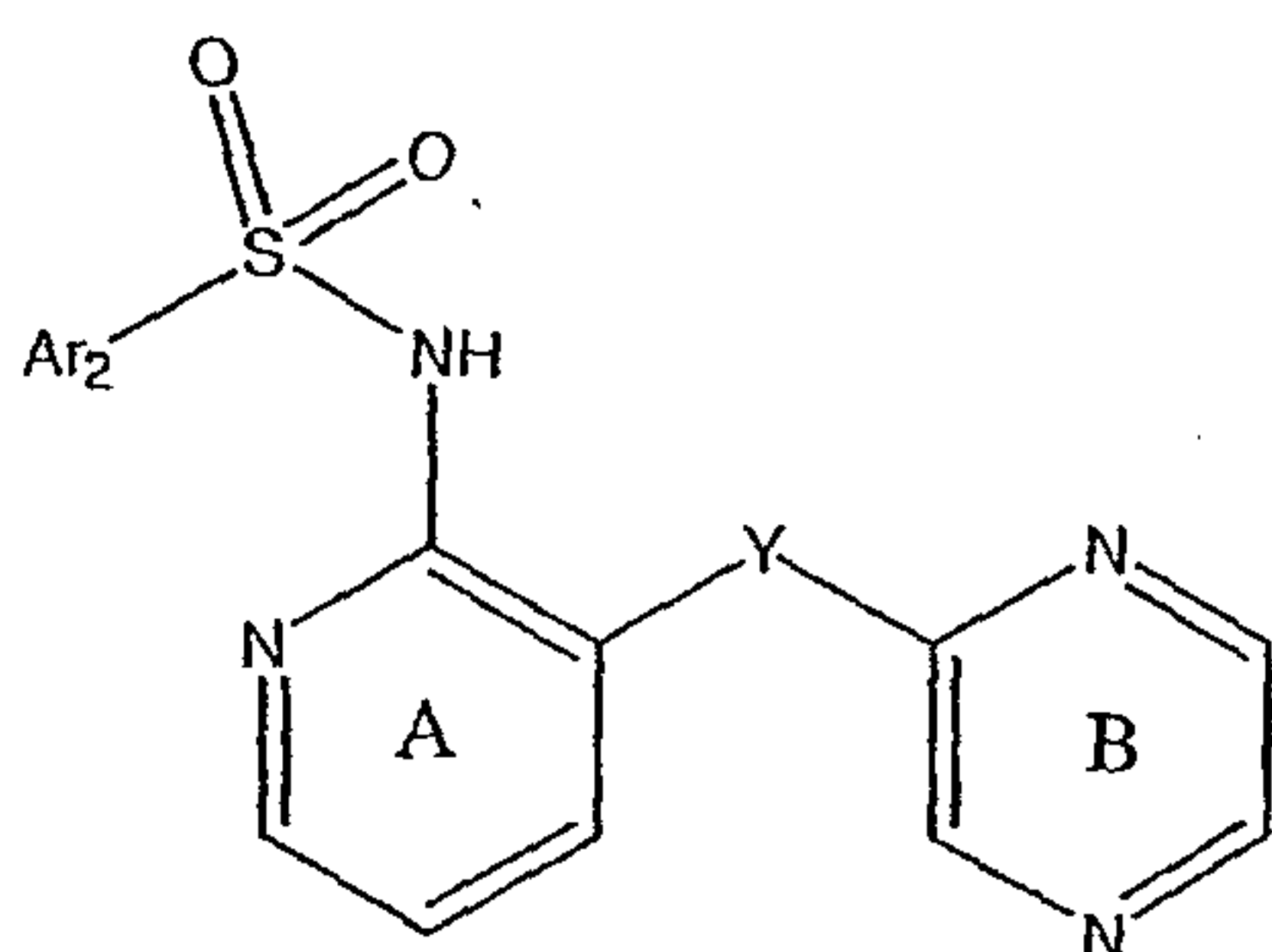


XIX.

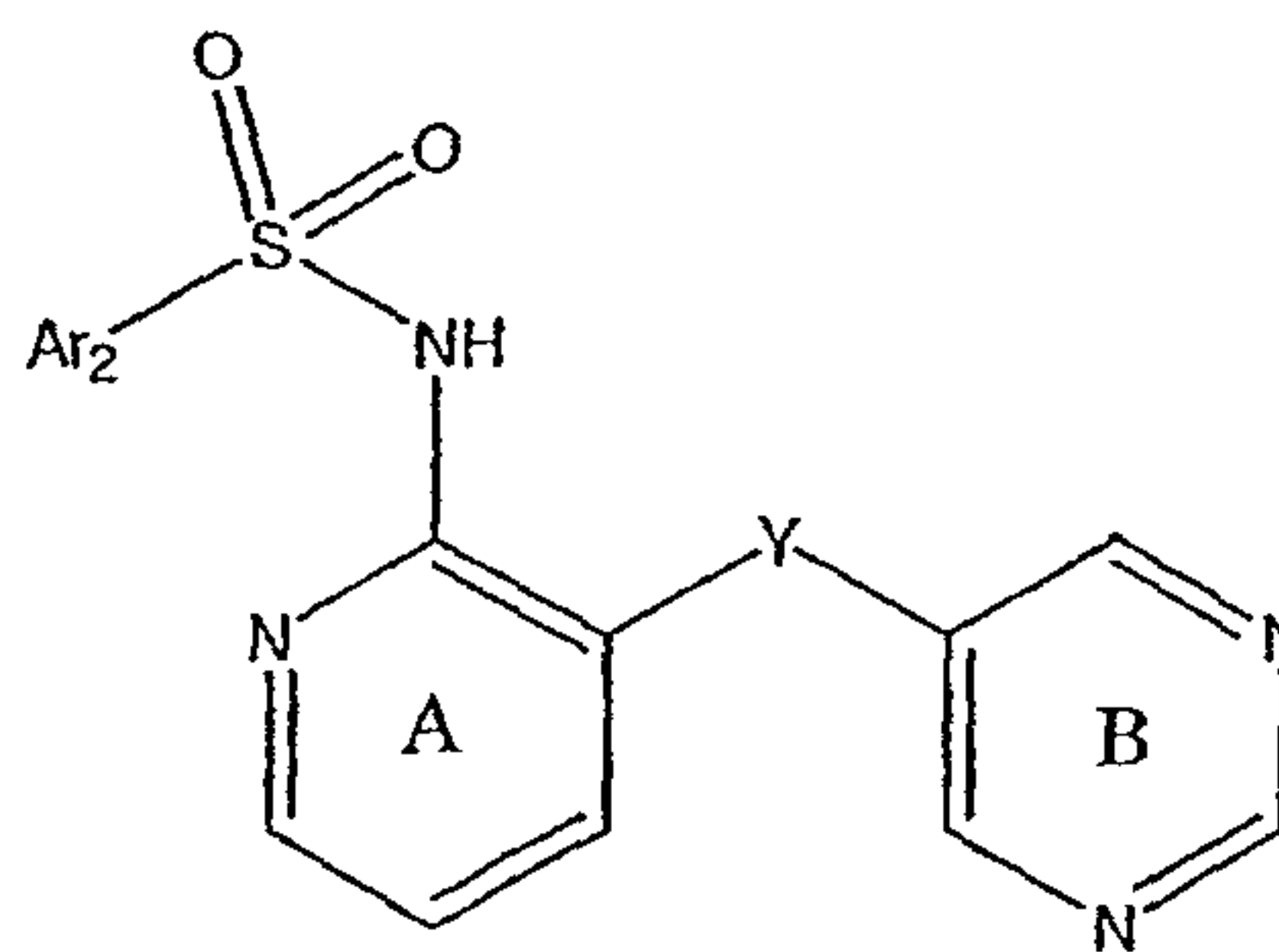


XX.

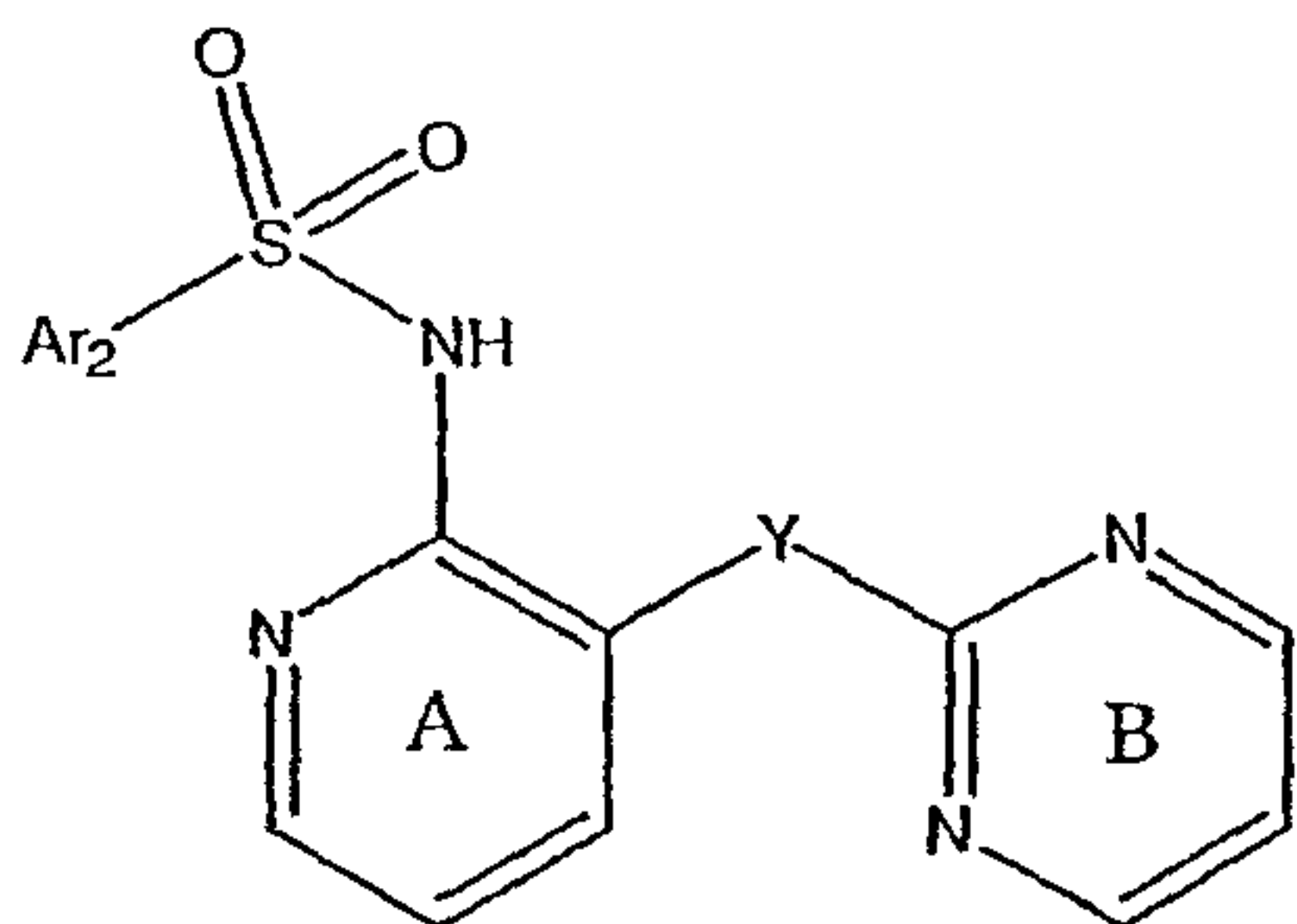
17



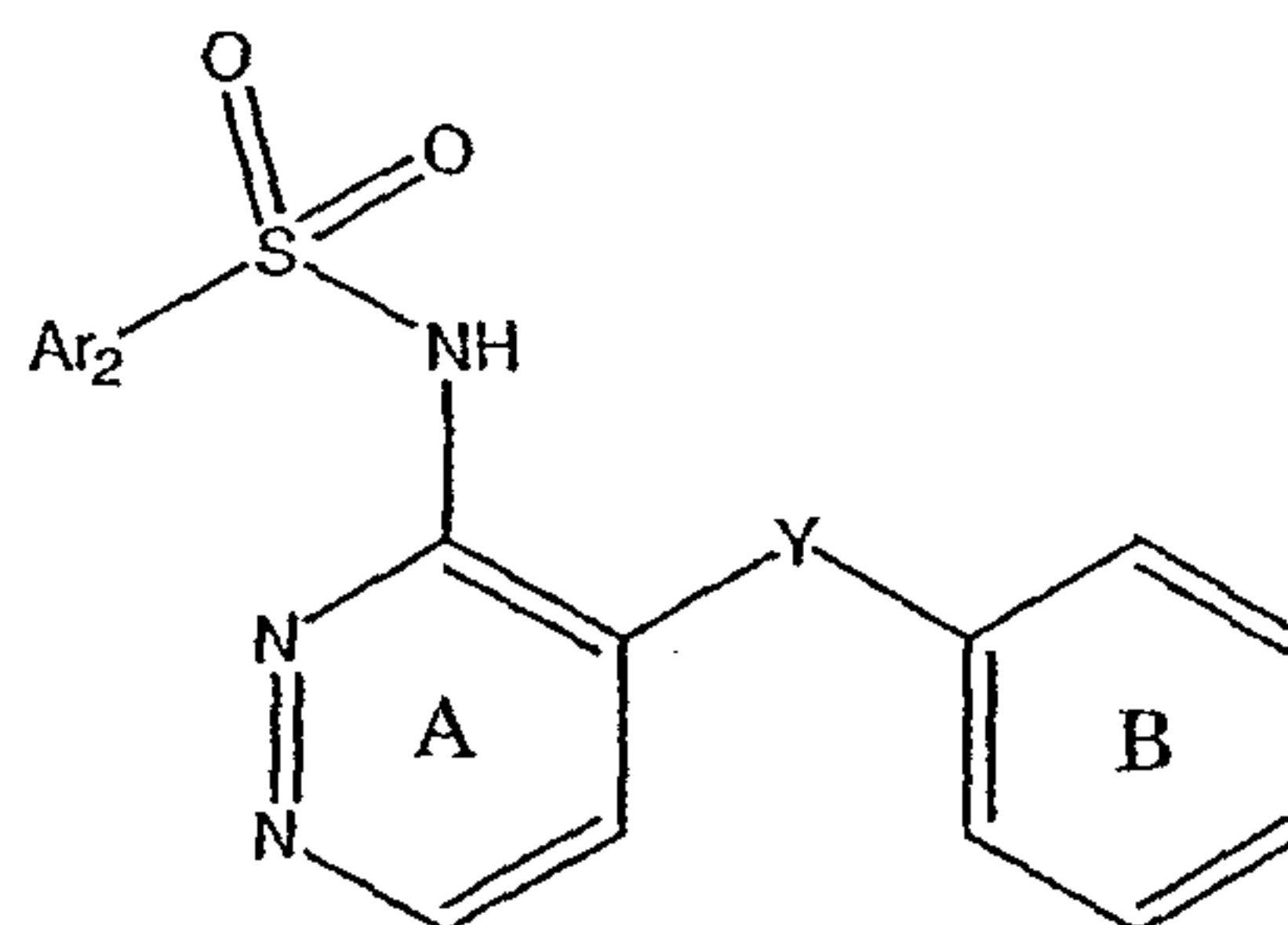
XXI.



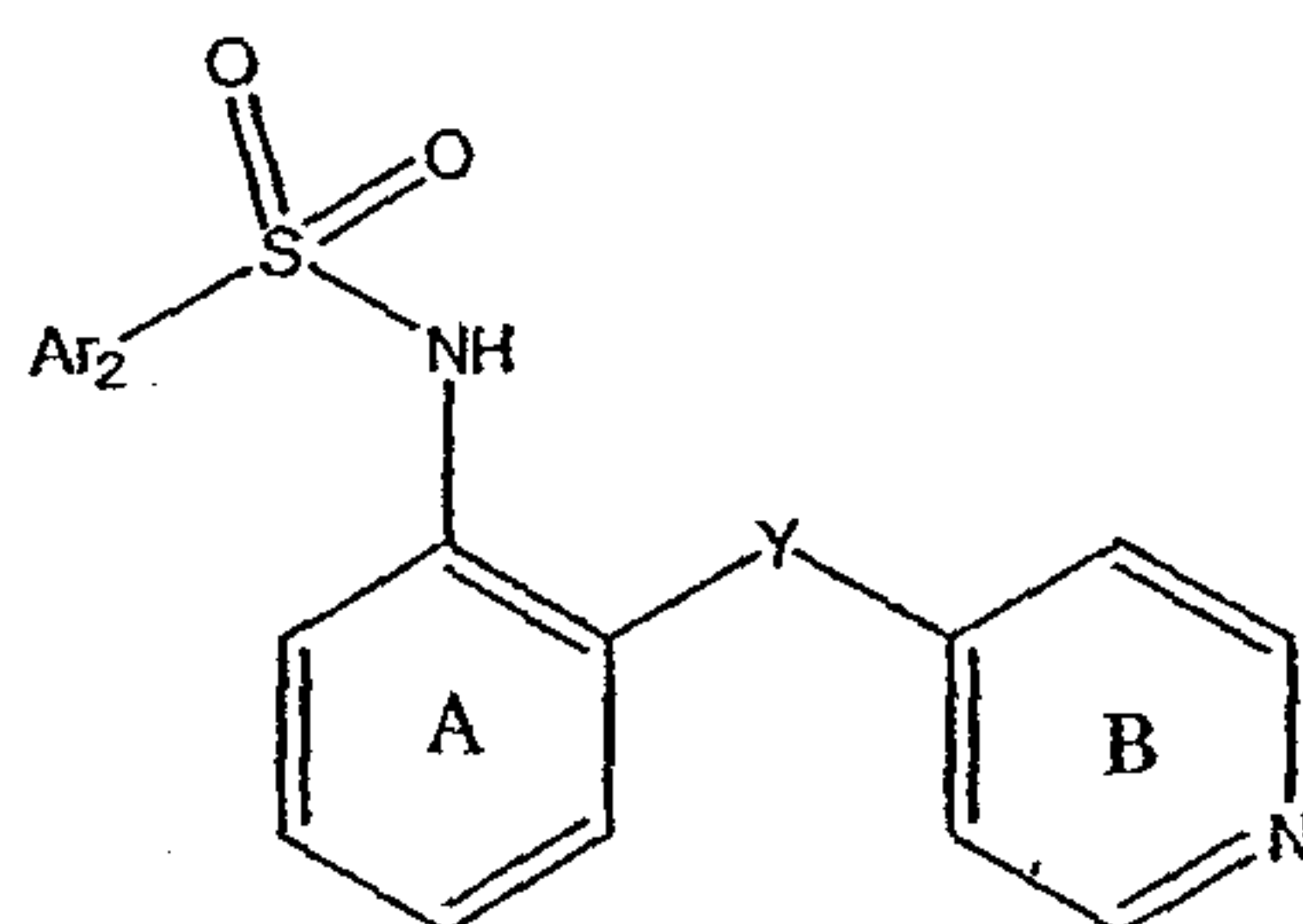
XXII.



XXIII.



XXIV.

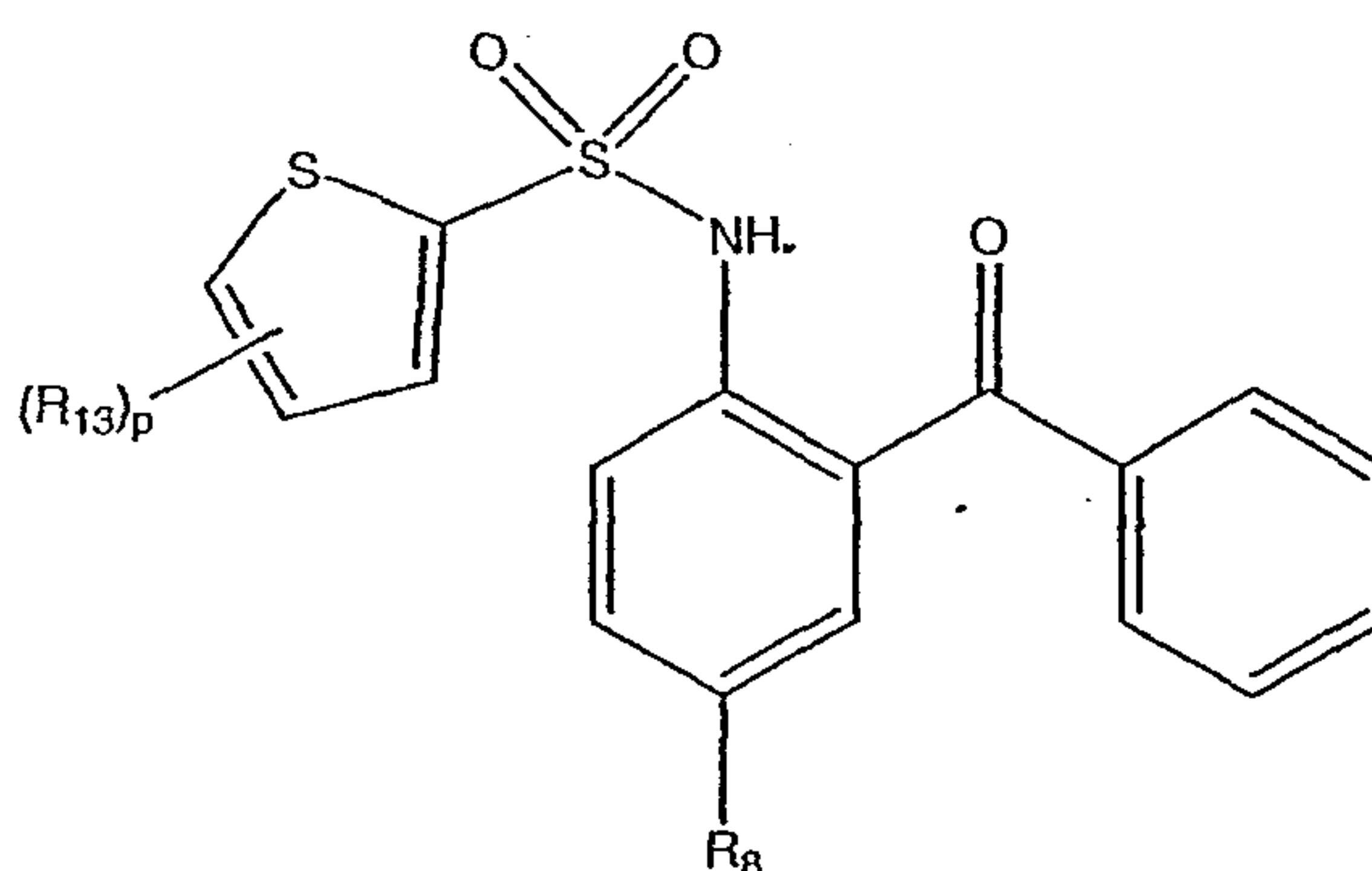


XXV.

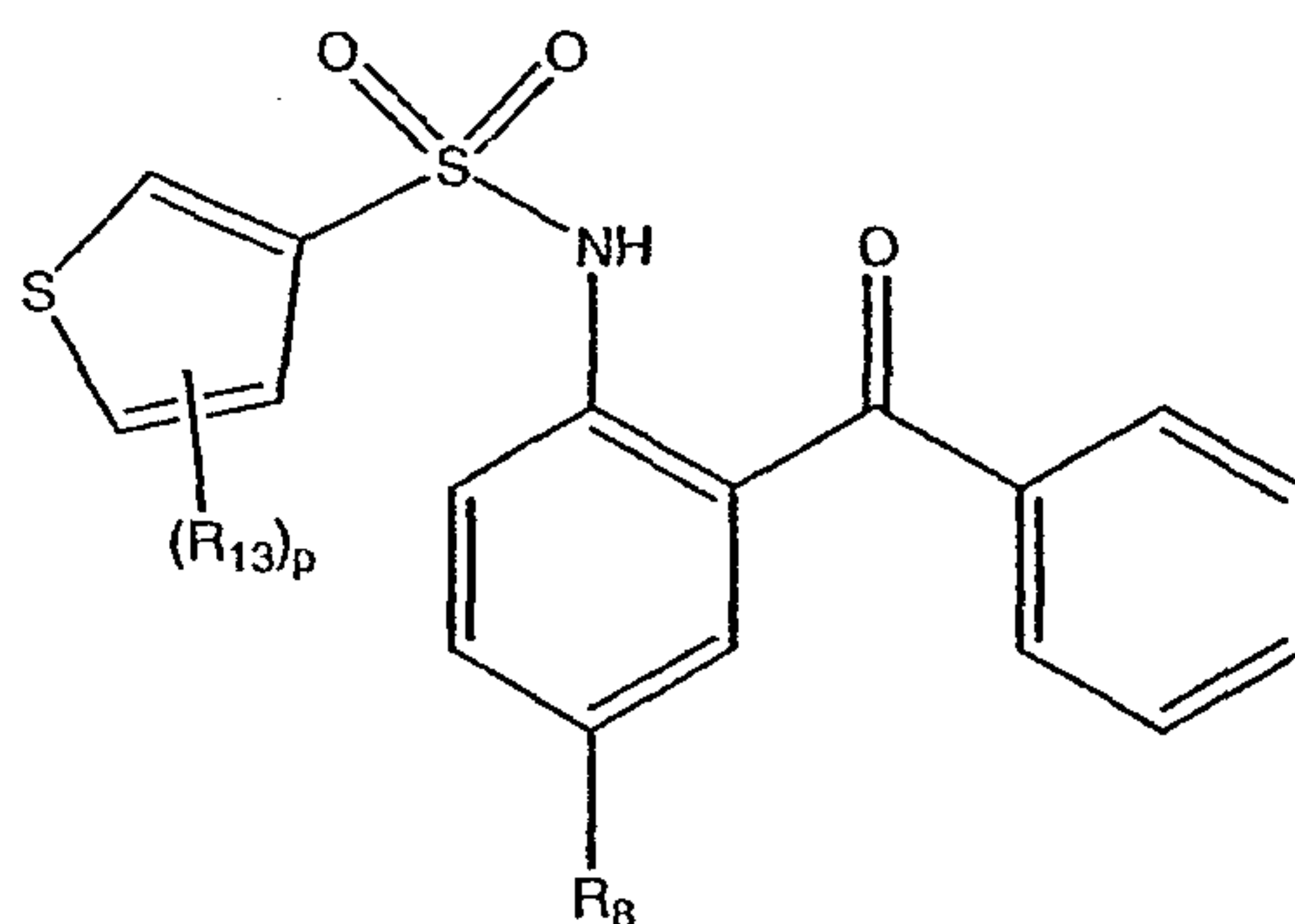
[00057] In Structural Formulas IX-XXV, Ar₂ and Y are defined as in Structural Formula I; and rings A and B are substituted or unsubstituted.

[00058] In another embodiment of the invention, compounds used in the method of the invention and in pharmaceutical compositions of the invention are represented by Structural Formula XXVI or XXVII:

18



XXVI.



XXVII.

[00059] In Structural Formulas XXVI and XXVII, R_8 is defined as in Structural Formula V, and R_{13} and p are defined as in Structural Formula VII.

[00060] In a first preferred embodiment of the invention, Y in Structural Formula I, or IX-XXIV is $C=O$.

[00061] In a second preferred embodiment, ring C in Structural Formula II or III or Ar_2 in Structural Formula I, IV, V or in any one of Structural Formulas IX-XXV is unsubstituted or substituted with one or more substituents selected from aliphatic group (including substituted aliphatic groups such as haloalkyl) aryl, arylalkyl, alkoxy (including cycloalkoxy and substituted alkoxy groups such as haloalkoxy), aryloxy, arylalkoxy, alkylthio; halo, nitro, cyano, $S(O)$ -(aliphatic), $S(O)_2$ -(aliphatic), $NR_{11}S(O)_2$ -(aliphatic), $C(O)N(R_{11})_2$, $C(O)R_{12}$, $N(R_{11})_2$, $NR_{11}C(O)_2R_{12}$ and $NR_{11}C(O)R_{12}$, wherein R_{11} for each occurrence is, independently, H or an aliphatic group, and R_{12} is an aliphatic group. More preferred substituents for ring C or R_7 are selected from an aliphatic group, an alkoxy, and a haloalkoxy.

[00062] In a third preferred embodiment, ring A in Structural Formula I or IV, or one or both rings A and B in Structural Formula II or III or in any one of Structural Formulas IX-

XXV are, independently, substituted with a substituent selected from halo, aliphatic group, alkoxy, and haloalkyl.

[00063] In a fourth preferred embodiment, ring A in Structural Formula I, II, III, IV, V, VI, VII, VIII, or in any one of Structural Formulas IX-XXV is substituted with an electron withdrawing substituent para to the sulfonamide group.

[00064] In a fifth preferred embodiment of the invention, X_3 in Structural Formula V is CR_{21} , wherein R_{21} is an electron withdrawing group. More preferably, R_{21} is halo, nitro, aliphatic carbonyl, or trihalomethyl. Most preferably, R_{21} is Cl, Br, or nitro.

[00065] In a sixth preferred embodiment of the invention, Ar_2 in Structural Formula I, IV, V, VIII or in any one of Structural Formulas IX-XXV is a substituted or unsubstituted phenyl, a substituted or unsubstituted naphthyl, a substituted or unsubstituted thienyl, or a substituted or unsubstituted thianaphthenyl. More preferably, Ar_2 is a substituted or unsubstituted phenyl or a substituted or unsubstituted thienyl.

[00066] In a seventh preferred embodiment of the invention, R_9 for each occurrence in Structural Formula VI is, independently, an aliphatic group, an alkoxy, or a haloalkoxy.

[00067] In an eighth preferred embodiment of the invention, R_8 in Structural Formula I, VI, VII, VIII, XXV and XXVI is a halo, nitro, alkylcarbonyl or trihaloalkyl. More preferably, R_8 is Cl, Br or NO_2 .

[00068] In a ninth preferred embodiment of the invention, Y and Ar_2 in Structural Formula I and VIII or in any one of Structural Formulas IX-XXV are defined as in the first and the sixth preferred embodiments, respectively.

[00069] In a tenth preferred embodiment of the invention, Ar_2 Structural Formula V is defined as in the sixth preferred embodiments, and X_3 is defined as in the fifth preferred embodiment.

[00070] In an eleventh preferred embodiment, X_4 in Structural Formulas V or VI is an nitrogen oxide (N^+-O^-).

[00071] In a twelfth preferred embodiment, n is one in Structural Formula VI and R_9 is para to the sulfonamide substituent. More preferably, R_9 is as defined in seventh preferred embodiment.

[00072] In a thirteen preferred embodiment, m is one in Structural Formula VI and R_{10} is meta to the carbonyl substituent.

[00073] In a fourteenth preferred embodiment, R₆ in Structural Formula I, IV, or VIII is H.

[00074] Specific examples of compounds used in the method of the invention and in pharmaceutical compositions of the invention include but are not limited to the compounds listed in Table 1. Pharmaceutically acceptable salts, solvates and hydrates of the compounds listed in Table 1 are also useful in the method of the invention and in pharmaceutical compositions of the invention.

Table 1: Specific compounds of the invention

Example	Compound Name
7	N-[4-Chloro-2-(2-chloro-benzoyl)-phenyl]-4-nitro-benzenesulfonamide
8	Thiophene-2-sulfonic acid (2-benzoyl-4-chloro-phenyl)-amide
9	N-(2-Benzoyl-4-chloro-phenyl)-4-iodo-benzenesulfonamide
10	N-(2-Benzoyl-4-chloro-phenyl)-4-chloro-benzenesulfonamide
11	N-(2-Benzoyl-4-chloro-phenyl)-4-tert-butyl-benzenesulfonamide
12	N-(2-Benzoyl-4-chloro-phenyl)-4-propyl-benzenesulfonamide
13	N-(2-Benzoyl-4-chloro-phenyl)-4-ethyl-benzenesulfonamide
14	N-(2-Benzoyl-4-nitro-phenyl)-4-ethyl-benzenesulfonamide
15	N-(2-Benzoyl-4-chloro-phenyl)-4-isopropyl-benzenesulfonamide
16	N-(2-Benzoyl-4-bromo-phenyl)-4-ethyl-benzenesulfonamide
17	N-(2-Benzoyl-4-bromo-phenyl)-4-methoxy-benzenesulfonamide
18	N-(2-Benzoyl-4-bromo-phenyl)-4-isopropyl-benzenesulfonamide
19	4-Ethyl-N-[4-nitro-2-(3-trifluoromethyl-benzoyl)-phenyl]-benzenesulfonamide
20	N-[4-Chloro-2-(3-methyl-benzoyl)-phenyl]-4-ethyl-benzenesulfonamide
21	N-(2-Benzoyl-4-bromo-phenyl)-4-chloro-benzenesulfonamide
22	N-(2-Benzoyl-4-chloro-phenyl)-4-ethoxy-benzenesulfonamide
23	N-(2-Benzoyl-4-chloro-phenyl)-4-propoxy-benzenesulfonamide
24	N-(2-Benzoyl-4-chloro-phenyl)-4-isopropoxy-benzenesulfonamide
25	N-(2-Benzoyl-4-chloro-phenyl)-4-butoxy-benzenesulfonamide

26	N-(2-Benzoyl-4-chloro-phenyl)-4-benzyloxy-benzenesulfonamide
27	N-(2-Benzoyl-4-chloro-phenyl)-4-phenoxy-benzenesulfonamide
31	N-(3-Benzoyl-5-chloro-pyridin-2-yl)-4-isopropoxy-benzenesulfonamide
32	N-[4-Chloro-2-(pyridine-4-carbonyl)-phenyl]-4-ethoxy-benzenesulfonamide
33	N-[4-Chloro-2-(pyridine-4-carbonyl)-phenyl]-4-isopropyl-benzenesulfonamide
34	N-[4-Chloro-2-(pyridine-4-carbonyl)-phenyl]-4-isobutyl-benzenesulfonamide
35	N-[5-Chloro-3-(pyridine-4-carbonyl)-pyridin-2-yl]-4-ethoxy-benzenesulfonamide
36	N-[5-Chloro-3-(pyridine-4-carbonyl)-pyridin-2-yl]-4-isopropoxy-benzenesulfonamide
45	N-(3-Benzoyl-5-trifluoromethyl-pyridin-2-yl)-4-isopropoxy-benzenesulfonamide
46	N-(2-Benzoyl-4-nitro-phenyl)-4-chloro-benzenesulfonamide
47	5-Benzoyl-6-(4-isopropoxy-benzenesulfonylamino)-nicotinic acid
48	N-(2-Benzoyl-4-chloro-phenyl)-2-nitro-benzenesulfonamide
49	N-(3-Benzoyl-5-nitro-pyridin-2-yl)-4-isopropoxy-benzenesulfonamide
50	N-(5-Benzoyl-pyrimidin-4-yl)-4-isopropoxy-benzenesulfonamide
51	N-(3-Benzoyl-5-trifluoromethoxy-pyridin-2-yl)-4-isopropoxy-benzenesulfonamide
52	N-(5-Benzoyl-2-trifluoromethyl-pyrimidin-4-yl)-4-isopropoxy-benzenesulfonamide
53	N-(3-Benzoyl-5-chloro-pyridin-2-yl)-4-cyclopropoxy-benzenesulfonamide
54	N-(3-Benzoyl-5-chloro-pyridin-2-yl)-4-cyclobutyl-benzenesulfonamide
55	N-(3-Benzoyl-5-chloro-pyridin-2-yl)-4-tert-butoxy-benzenesulfonamide
56	N-(3-Benzoyl-5-chloro-pyridin-2-yl)-4-cyclopentyl-benzenesulfonamide
57	N-(3-Benzoyl-5-chloro-pyridin-2-yl)-4-isopropylsulfanyl-benzenesulfonamide
58	N-(3-Benzoyl-5-chloro-pyridin-2-yl)-4-isopropylamino-benzenesulfonamide
59	N-(3-Benzoyl-5-chloro-pyridin-2-yl)-4-cyclopropyl-benzenesulfonamide

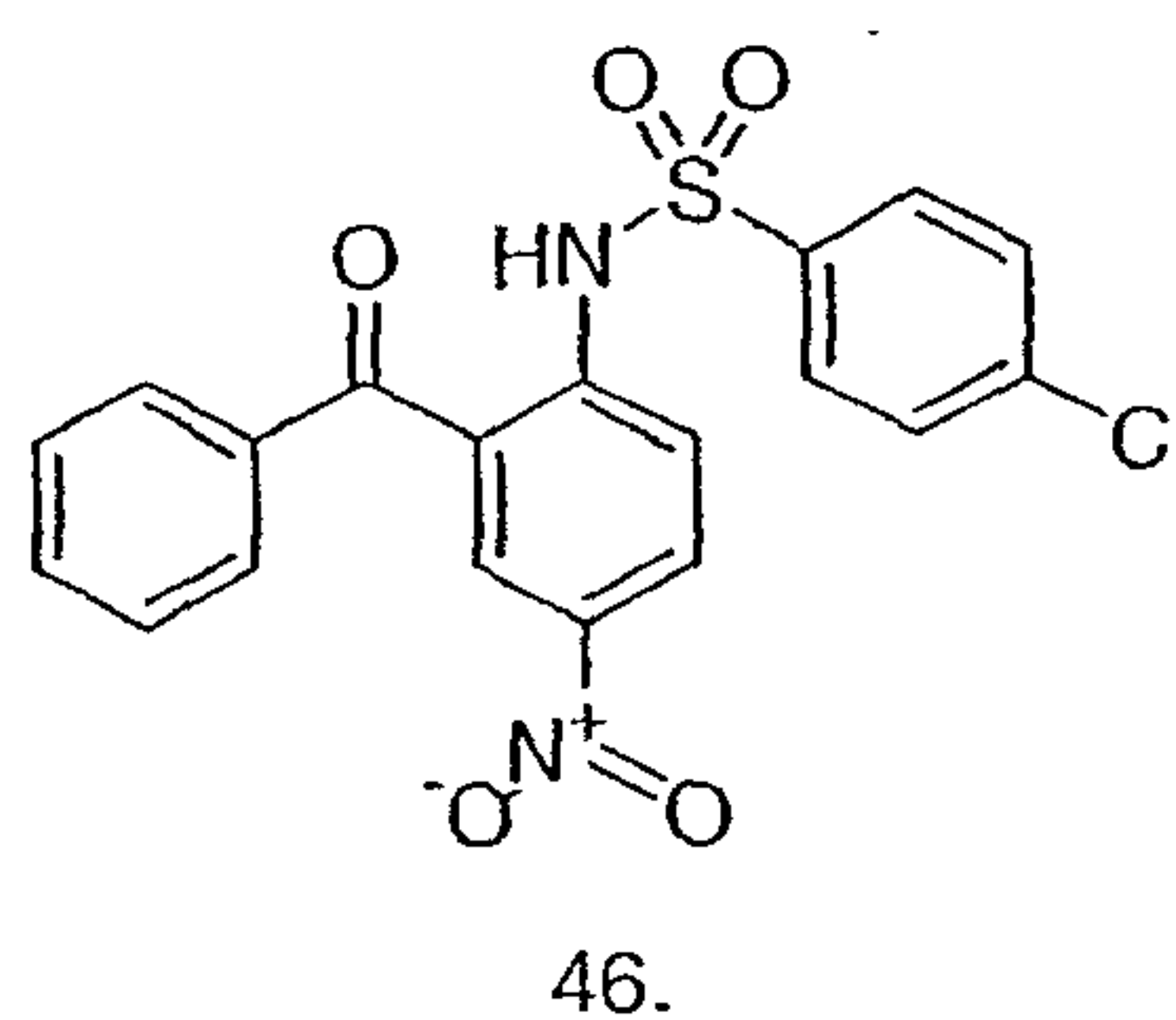
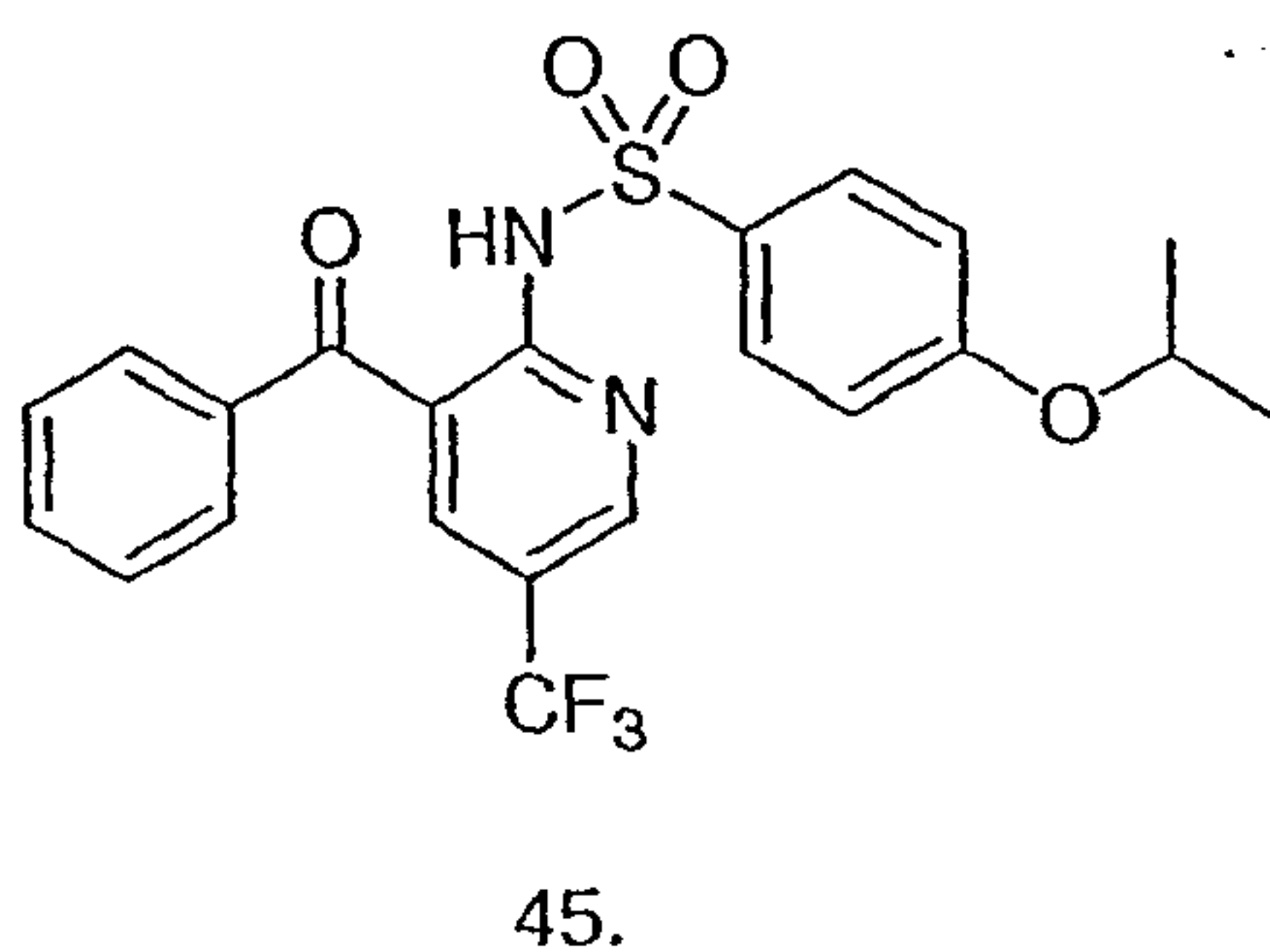
60	N-(3-Benzoyl-5-chloro-pyridin-2-yl)-4-cyclohexyl-benzenesulfonamide
61	N-(3-Benzenesulfinyl-5-chloro-pyridin-2-yl)-4-isopropoxy-benzenesulfonamide
62	N-(3-Benzenesulfonyl-5-chloro-pyridin-2-yl)-4-isopropoxy-benzenesulfonamide
63	N-[4-Chloro-2-(pyrimidine-5-carbonyl)-phenyl]-4-isopropoxy-benzenesulfonamide
64	N-[4-Chloro-2-(pyridazine-4-carbonyl)-phenyl]-4-isopropoxy-benzenesulfonamide
65	N-[4-Chloro-2-(2-trifluoromethyl-pyrimidine-5-carbonyl)-phenyl]-4-isopropoxy-benzenesulfonamide
66	N-[4-Chloro-2-(6-trifluoromethyl-pyridazine-4-carbonyl)-phenyl]-4-isopropoxy-benzenesulfonamide
67	N-[4-Chloro-2-(2-trifluoromethyl-pyrimidine-5-carbonyl)-phenyl]-4-isopropoxy-benzenesulfonamide
68	N-[4-Chloro-2-(6-trifluoromethyl-pyridazine-4-carbonyl)-phenyl]-4-isopropoxy-benzenesulfonamide
69	N-(2-Benzoyl-4-nitro-phenyl)-4-isopropyl-benzenesulfonamide
70	N-(2-Benzoyl-4-nitro-phenyl)-4-isopropoxy-benzenesulfonamide
71	N-(2-Benzoyl-4-nitro-phenyl)-4-methoxy-benzenesulfonamide
72	N-(2-Benzoyl-4-chloro-phenyl)-4-trifluoromethoxy-benzenesulfonamide
73	5-Oxazol-5-yl-thiophene-2-sulfonic acid (2-benzoyl-4-chloro-phenyl)-amide
74	N-[4-Chloro-2-(3-chloro-benzoyl)-phenyl]-4-methoxy-benzenesulfonamide
75	N-(2-Benzoyl-4-chloro-phenyl)-4-methoxy-benzenesulfonamide
76	N-[4-Chloro-2-(3-chloro-benzoyl)-phenyl]-4-ethyl-benzenesulfonamide
77	N-(2-Benzoyl-4-chloro-phenyl)-4-ethylamino-benzenesulfonamide
78	5-(1-Methyl-5-trifluoromethyl-1H-pyrazol-3-yl)-thiophene-2-sulfonic acid (2-benzoyl-4-chloro-phenyl)-amide
79	N-(2-Benzoyl-4-iodo-phenyl)-4-isopropoxy-benzenesulfonamide
80	N-[4-Chloro-2-(3-fluoro-benzoyl)-phenyl]-4-methyl-benzenesulfonamide
81	N-[4-Chloro-2-(3-chloro-benzoyl)-phenyl]-4-isopropyl-benzenesulfonamide

82	N-(2-Benzoyl-4-chloro-phenyl)-4-nitro-benzenesulfonamide
83	N-(2-Benzoyl-4-chloro-phenyl)-4-diethylamino-benzenesulfonamide
84	N-(2-Benzoyl-4-fluoro-phenyl)-4-methoxy-benzenesulfonamide
85	4-Chloro-N-[4-chloro-2-(pyridine-3-carbonyl)-phenyl]-benzenesulfonamide
86	N-(2-Benzoyl-4-bromo-phenyl)-4-methyl-benzenesulfonamide
87	N-(2-Benzoyl-4-chloro-phenyl)-4-bromo-benzenesulfonamide
88	N-[4-Chloro-2-(pyridine-3-carbonyl)-phenyl]-4-methoxy-benzenesulfonamide
89	N-(2-Benzoyl-4-chloro-phenyl)-4-dimethylamino-benzenesulfonamide
90	N-(2-Benzoyl-4-chloro-phenyl)-4-fluoro-benzenesulfonamide
91	4-Chloro-N-[4-chloro-2-(2-fluoro-benzoyl)-phenyl]-benzenesulfonamide
92	N-[4-Chloro-2-(2-fluoro-benzoyl)-phenyl]-4-methoxy-benzenesulfonamide
93	Thiophene-3-sulfonic acid (2-benzoyl-4-chloro-phenyl)-amide
94	5-Bromo-thiophene-2-sulfonic acid (2-benzoyl-4-chloro-phenyl)-amide
95	5-Chloro-thiophene-2-sulfonic acid (2-benzoyl-4-chloro-phenyl)-amide
96	N-[4-Chloro-2-(2-fluoro-benzoyl)-phenyl]-4-nitro-benzenesulfonamide
97	N-[4-Chloro-2-(2-fluoro-benzoyl)-phenyl]-4-methyl-benzenesulfonamide
98	4-Chloro-N-[4-chloro-2-(pyridine-2-carbonyl)-phenyl]-benzenesulfonamide
99	N-(2-Benzoyl-4-chloro-phenyl)-benzenesulfonamide
100	N-[4-(2-Benzoyl-4-chloro-phenylsulfamoyl)-phenyl]-acetamide
101	N-[4-Chloro-2-(pyridine-2-carbonyl)-phenyl]-4-methoxy-benzenesulfonamide
102	N-[4-Chloro-2-(pyridine-2-carbonyl)-phenyl]-4-methyl-benzenesulfonamide
103	N-(2-Benzoyl-4-chloro-phenyl)-4-cyano-benzenesulfonamide
104	4,5-Dibromo-thiophene-2-sulfonic acid (2-benzoyl-4-chloro-phenyl)-amide
105	N-[4-Chloro-2-(pyridine-3-sulfonyl)-phenyl]-4-nitro-benzenesulfonamide
106	Naphthalene-2-sulfonic acid [4-chloro-2-(pyridine-3-carbonyl)-phenyl]-amide
107	N-(2-Benzoyl-4-chloro-phenyl)-3-bromo-benzenesulfonamide
108	N-(2-Benzoyl-4-chloro-phenyl)-4-methyl-3-nitro-benzenesulfonamide
109	N-[4-Chloro-2-(2-methoxy-benzoyl)-phenyl]-4-nitro-benzenesulfonamide
110	N-(2-Benzoyl-4-chloro-phenyl)-2-trifluoromethyl-benzenesulfonamide
111	5-Chloro-3-methyl-benzo[b]thiophene-2-sulfonic acid (2-benzoyl-4-chloro-

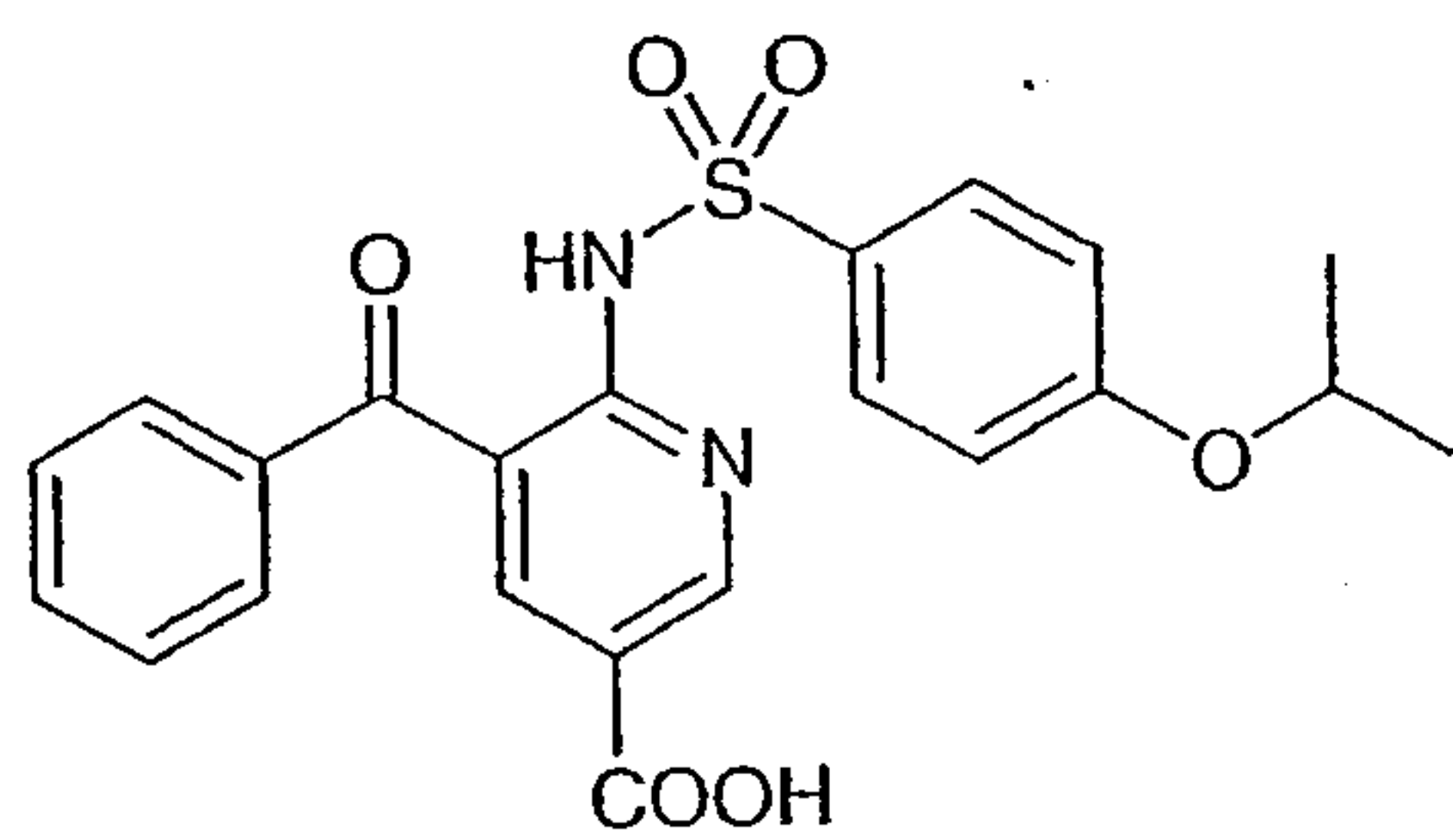
	phenyl)-amide
112	N-(2-Benzoyl-phenyl)-4-nitro-benzenesulfonamide
113	5-Isoxazol-3-yl-thiophene-2-sulfonic acid (2-benzoyl-4-chloro-phenyl)-amide
114	N-(2-Benzoyl-phenyl)-4-methyl-benzenesulfonamide
115	Benzo[b]thiophene-3-sulfonic acid (2-benzoyl-4-chloro-phenyl)-amide
116	N-(4-Chloro-2-phenylsulfanyl-phenyl)-4-isopropoxy-benzenesulfonamide
117	N-(2-Benzenesulfonyl-4-chloro-phenyl)-4-isopropoxy-benzenesulfonamide
118	N-[4-Chloro-2-(pyridine-4-carbonyl)-phenyl]-4-isopropoxy-benzenesulfonamide
119	N-[4-Chloro-2-(1-oxy-pyridine-4-carbonyl)-phenyl]-4-isopropoxy-benzenesulfonamide
120	4-Isopropoxy-N-[2-(pyridine-4-carbonyl)-4-trifluoromethyl-phenyl]-benzenesulfonamide
121	4-Ethoxy-N-[2-(pyridine-4-carbonyl)-4-trifluoromethyl-phenyl]-benzenesulfonamide
122	N-[5-Chloro-3-(3-fluoro-benzoyl)-pyridin-2-yl]-4-isopropyl-benzenesulfonamide
123	N-[5-Chloro-3-(3-fluoro-benzoyl)-pyridin-2-yl]-4-isopropoxy-benzenesulfonamide
124	N-[5-Chloro-3-(thiophene-2-carbonyl)-pyridin-2-yl]-4-isopropoxy-benzenesulfonamide
125	5-Oxazol-5-yl-thiophene-2-sulfonic acid [5-chloro-3-(3-fluoro-benzoyl)-pyridin-2-yl]-amide
126	N-[3-(Benzofuran-2-carbonyl)-5-chloro-pyridin-2-yl]-4-isopropoxy-benzenesulfonamide
127	N-(2-Benzoyl-4-trifluoromethyl-phenyl)-4-isopropoxy-benzenesulfonamide
128	N-(3-Benzoyl-pyridin-4-yl)-4-isopropoxy-benzenesulfonamide
129	N-(3-Benzoyl-5-chloro-pyridin-2-yl)-4-isopropyl-benzenesulfonamide
130	N-(3-Benzoyl-5-nitro-pyridin-2-yl)-4-isopropoxy-benzenesulfonamide
131	5-Oxazol-5-yl-thiophene-2-sulfonic acid (3-benzoyl-5-chloro-pyridin-2-yl)-amide

132	N-(2-Benzoyl-4-chloro-phenyl)-4-isopropylamino-benzenesulfonamide
133	N-(4-Benzoyl-pyridin-3-yl)-4-isopropyl-benzenesulfonamide
134	N-(4-Benzoyl-pyridin-3-yl)-4-isopropoxy-benzenesulfonamide
135	N-[4-Chloro-2-(pyridin-3-yloxy)-phenyl]-4-isopropyl-benzenesulfonamide
136	N-(2-Benzoyl-pyridin-3-yl)-4-isopropoxy-benzenesulfonamide
137	N-[3-(3-Fluoro-benzoyl)-pyridin-2-yl]-4-isopropoxy-benzenesulfonamide
138	N-[4-Chloro-2-(pyridin-3-yloxy)-phenyl]-4-isopropoxy-benzenesulfonamide
139	4-Isopropoxy-N-[3-(pyridine-4-carbonyl)-pyridin-4-yl]-benzenesulfonamide
140	6-Isopropoxy-pyridine-3-sulfonic acid (3-benzoyl-5-chloro-pyridin-2-yl)-amide
141	6-Isopropoxy-pyridine-3-sulfonic acid (2-benzoyl-4-chloro-phenyl)-amide
142	N-[4-Chloro-2-(pyridin-2-ylsulfanyl)-phenyl]-4-isopropyl-benzenesulfonamide
143	N-(2-Benzoyl-phenyl)-4-isopropoxy-benzenesulfonamide

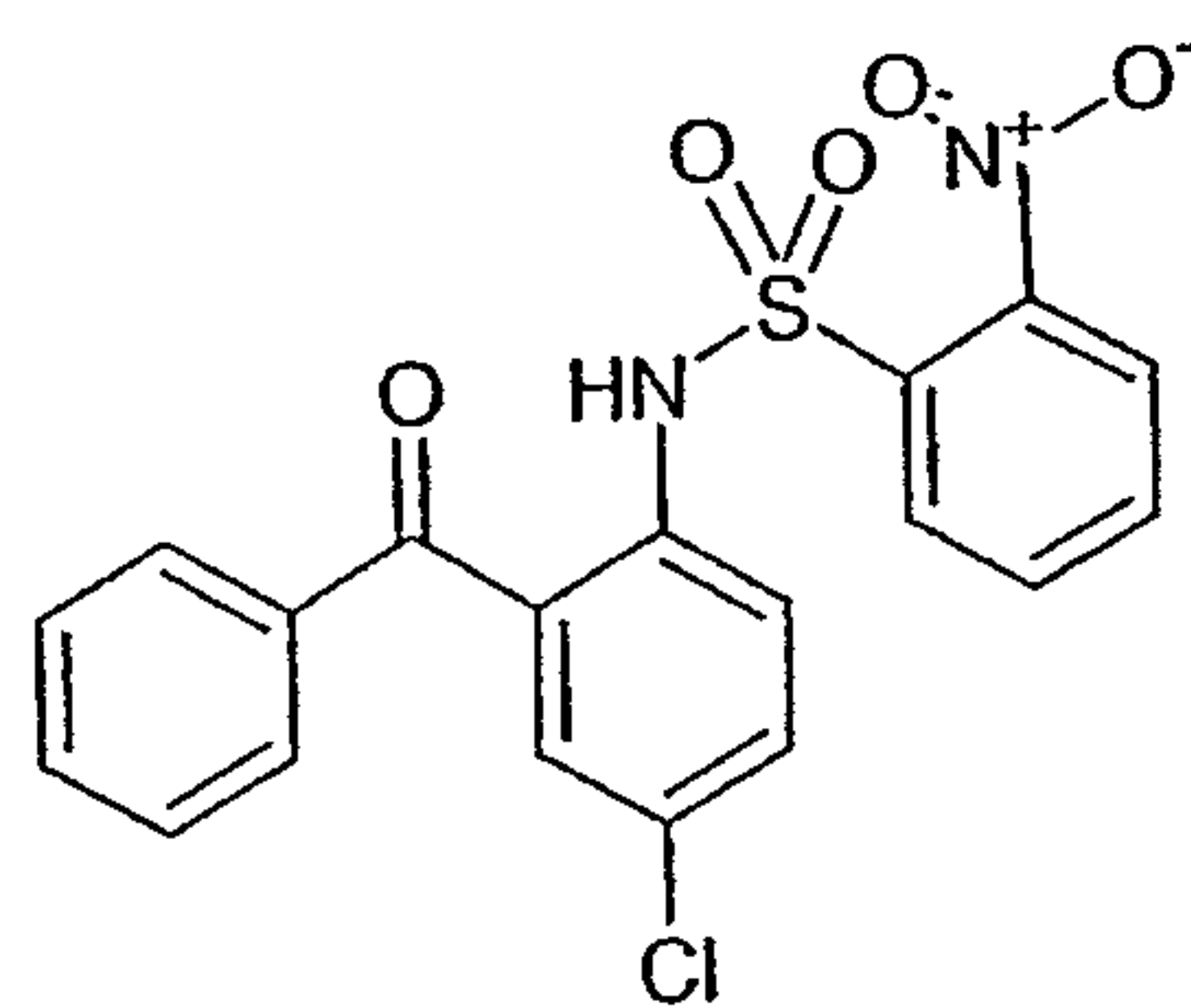
[00075] The structural formulas of Examples 7-27, 31-36, and 116-119 of Table 1 are shown in the Examples section. Examples 45-143 (Examples 116-119 are also included below) of Table 1 have the following structural formulas:



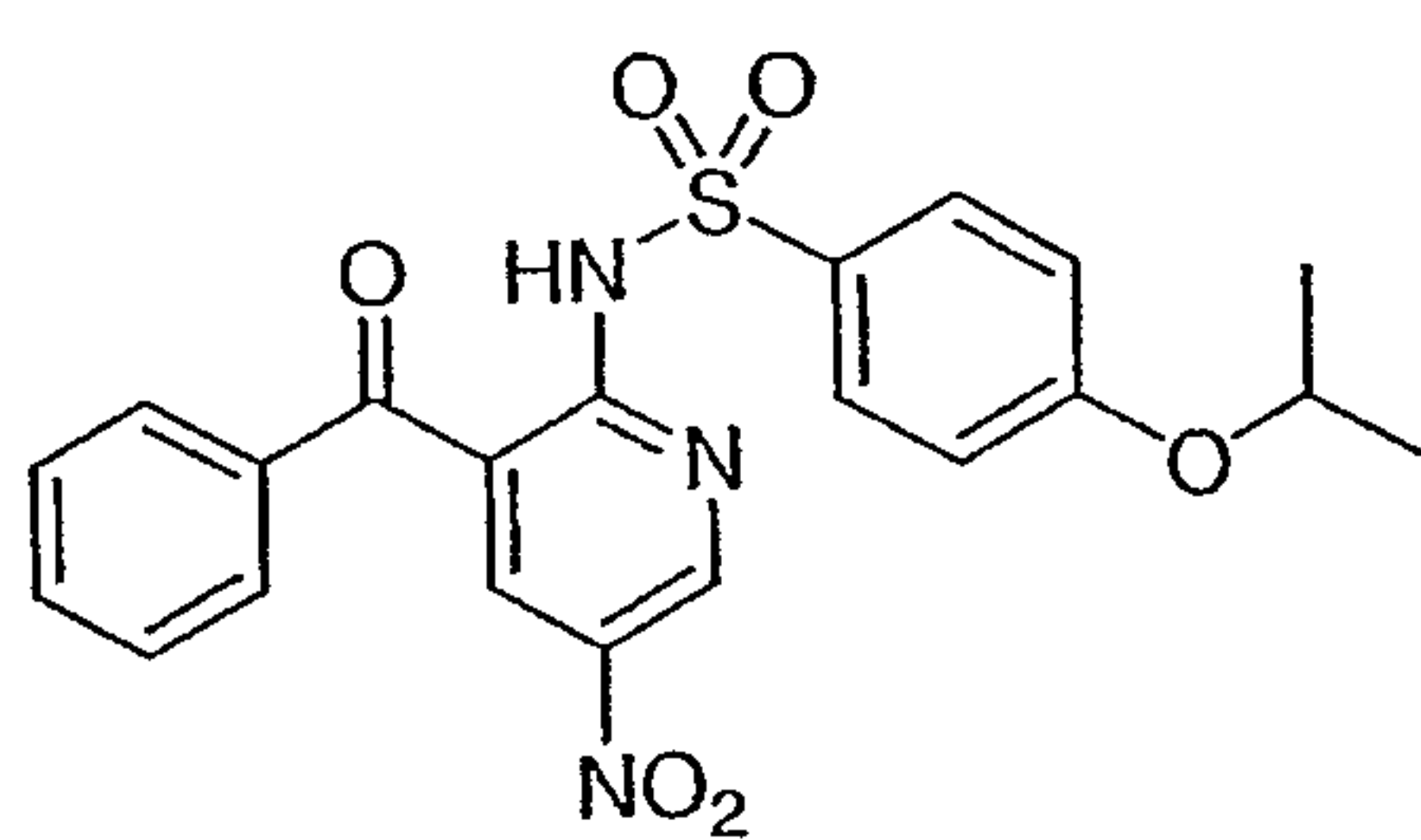
26



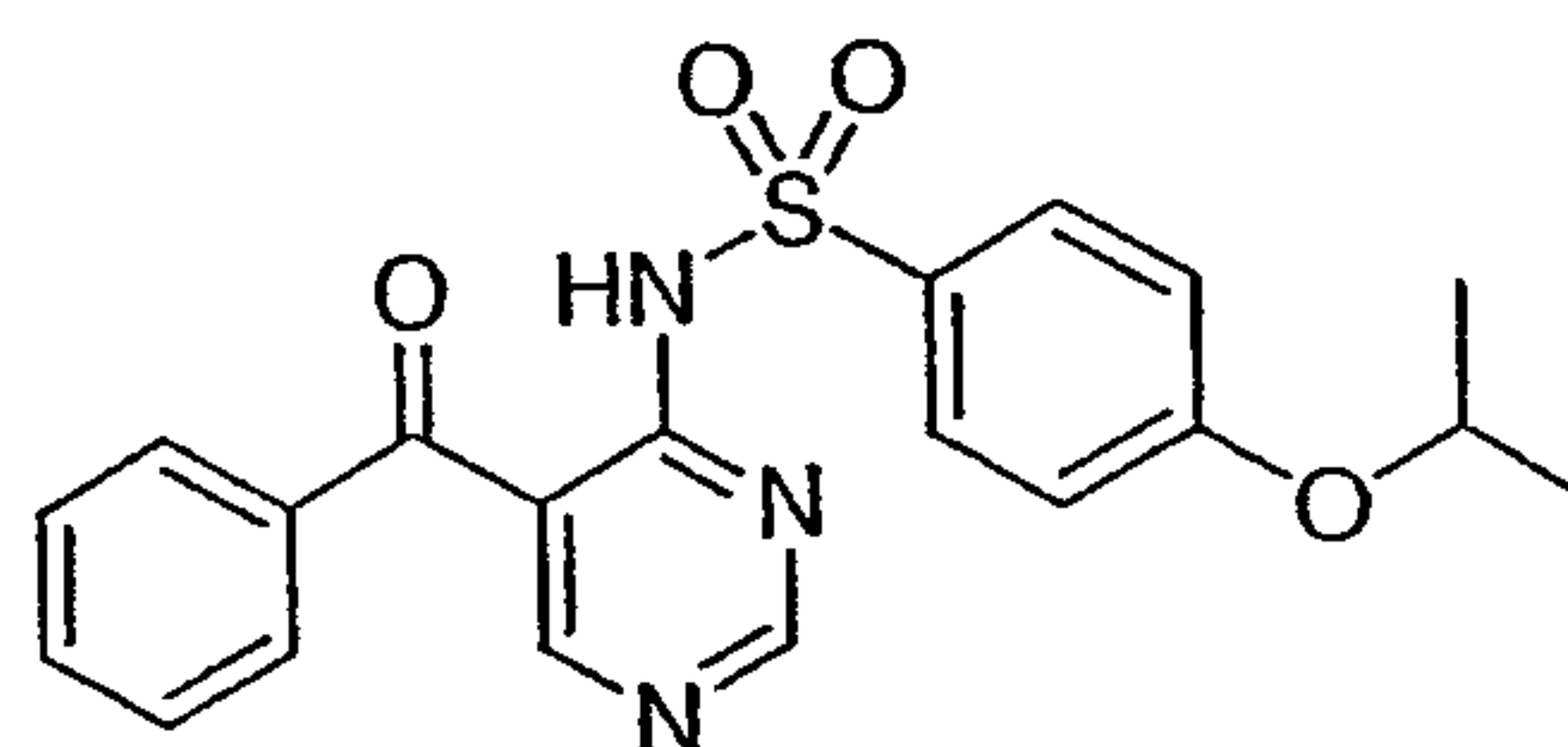
47.



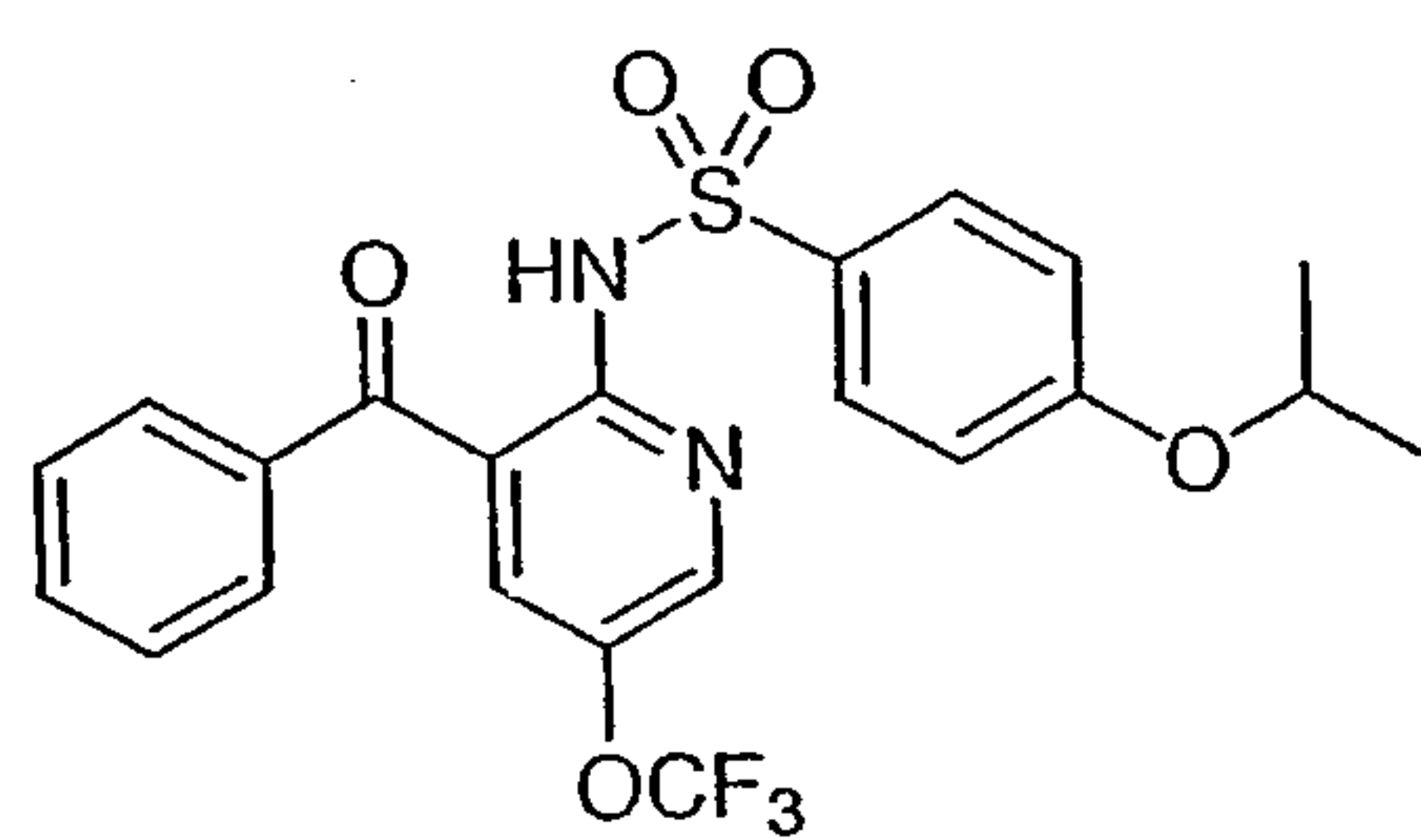
48.



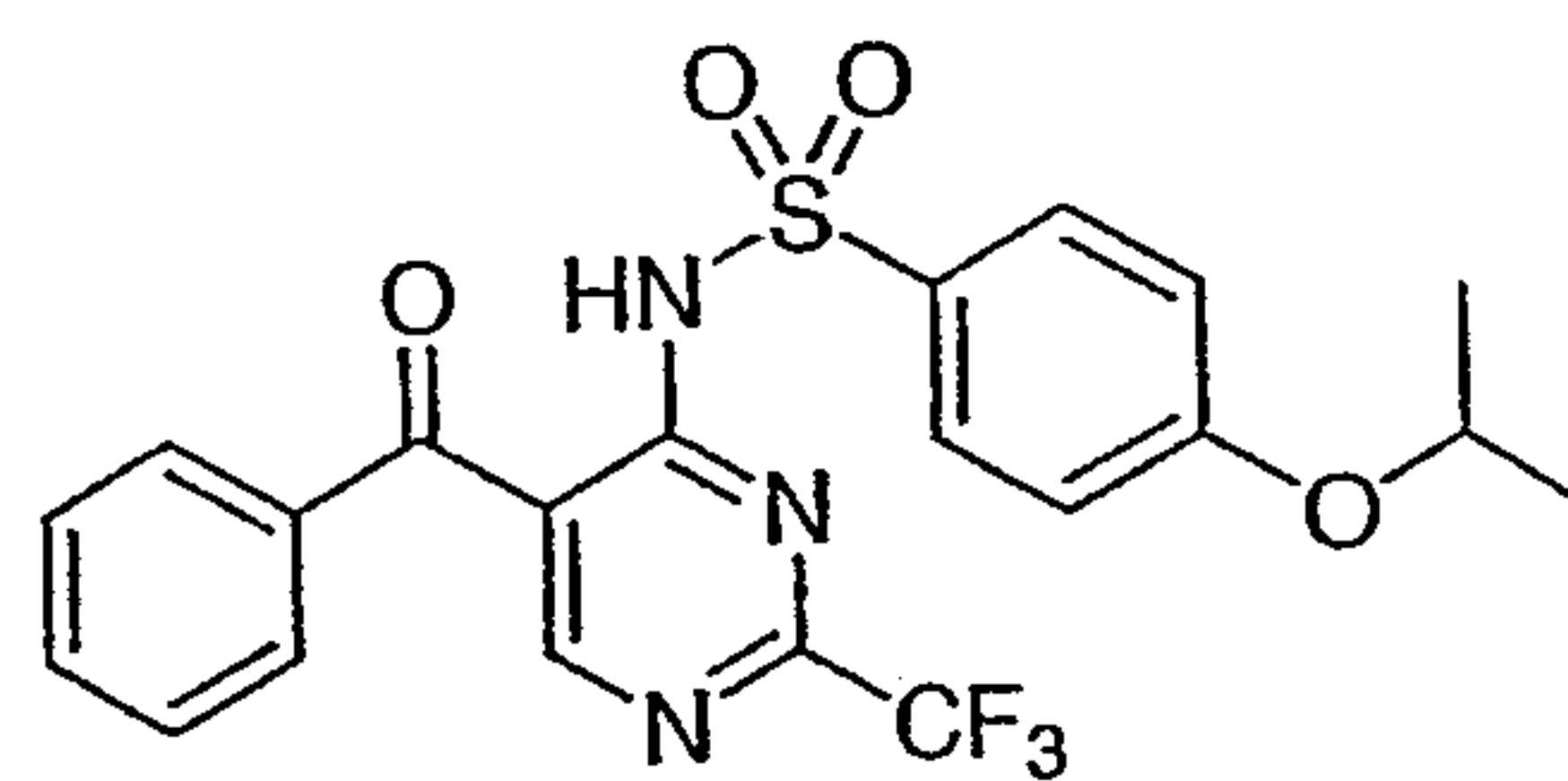
49.



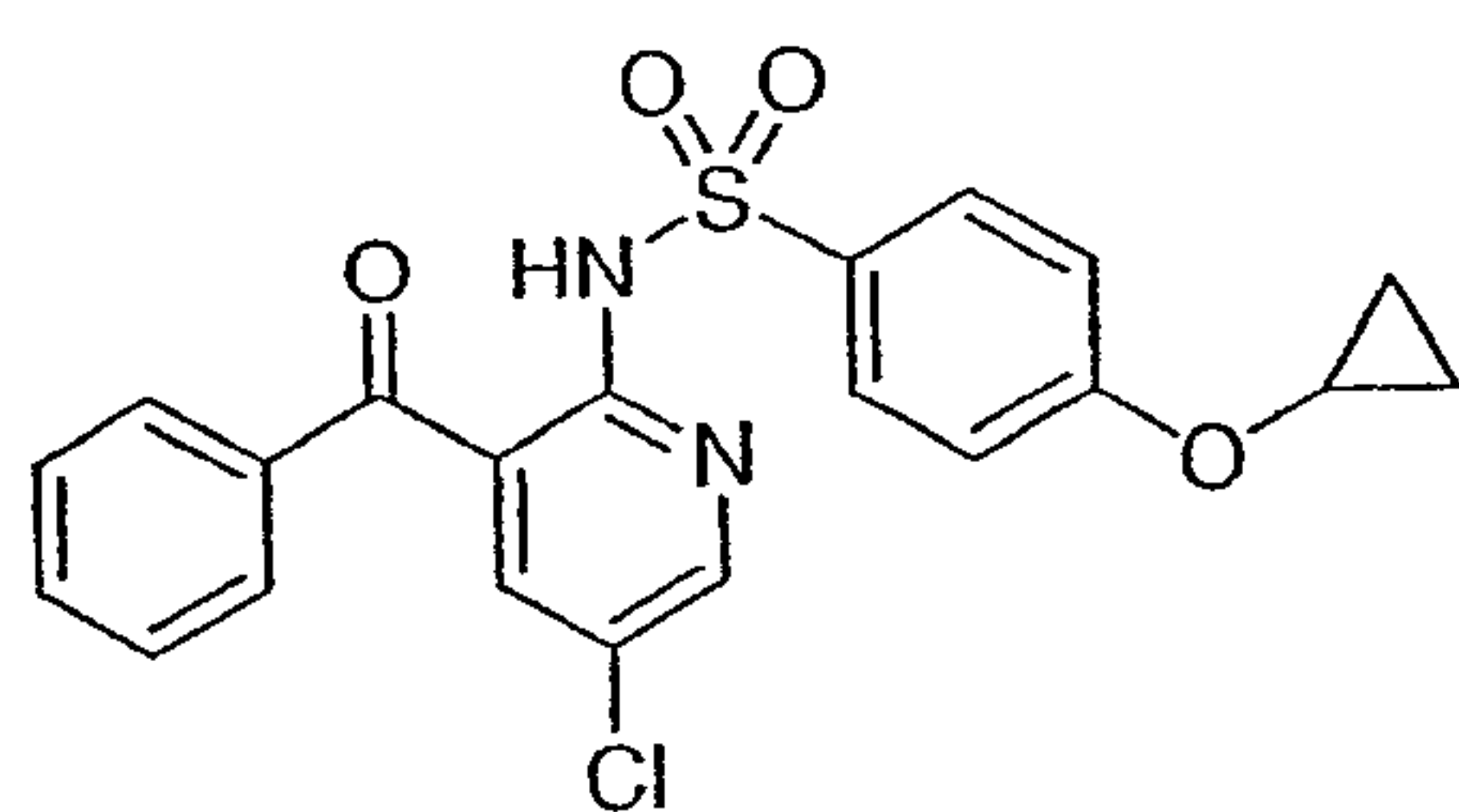
50.



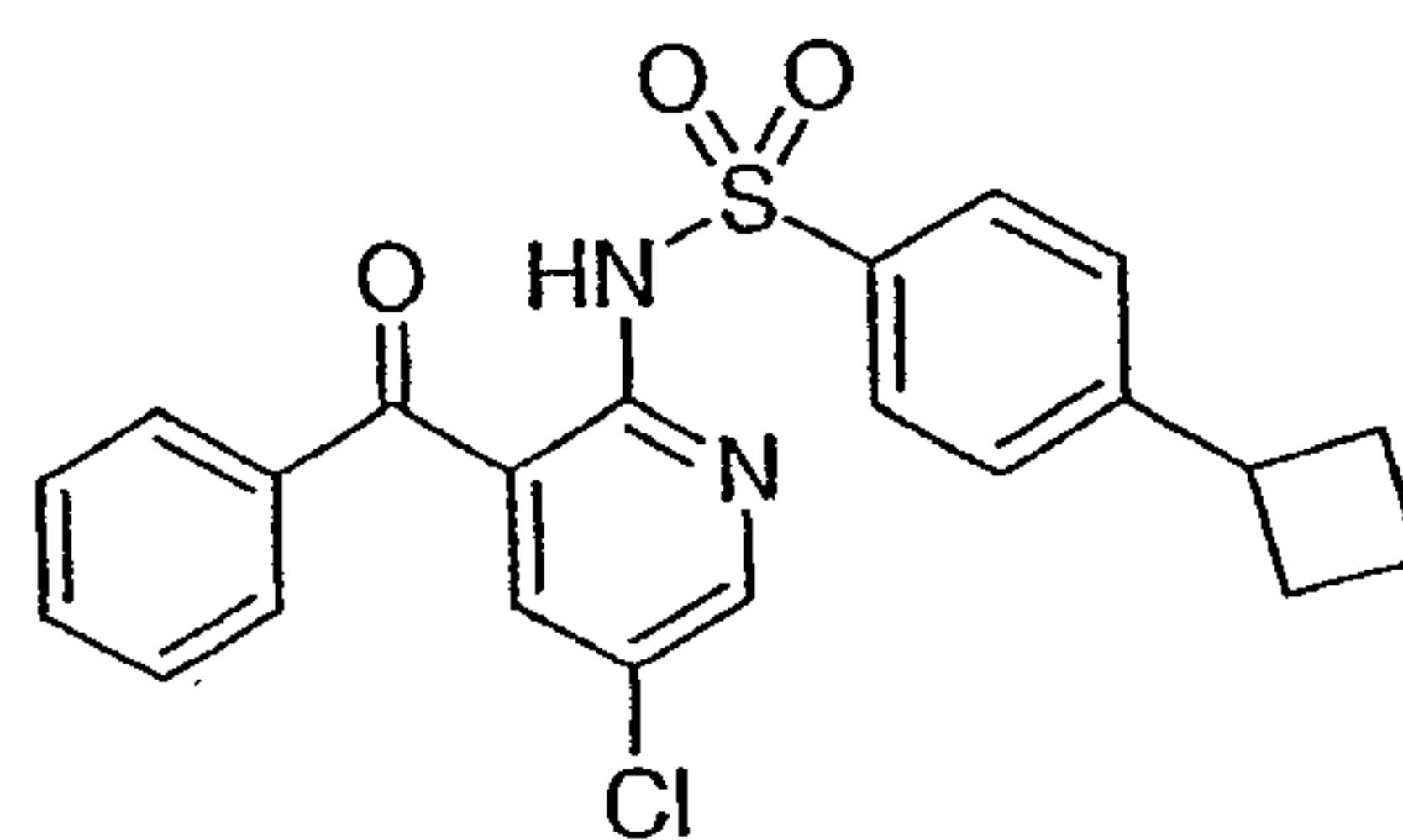
51.



52.

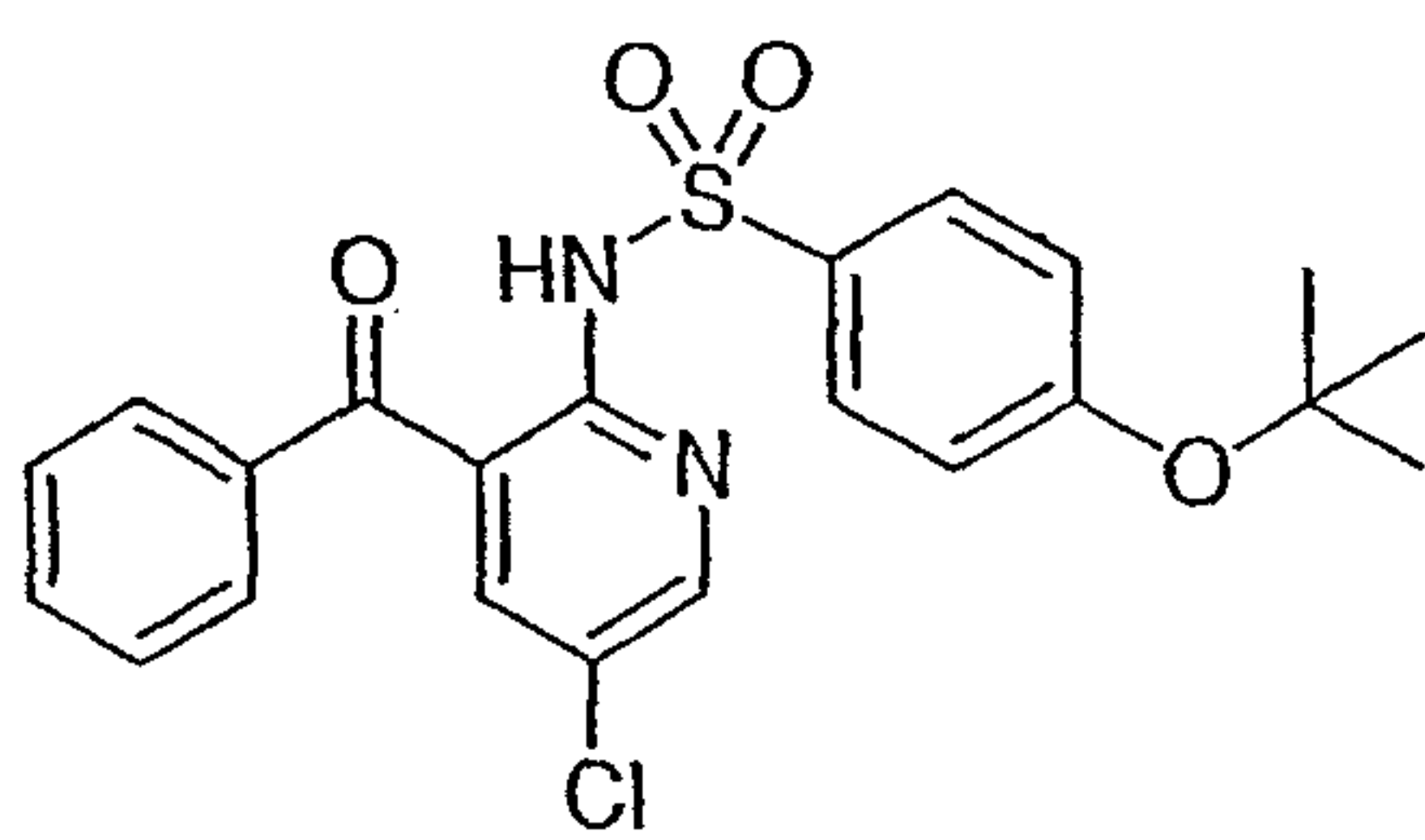


53.

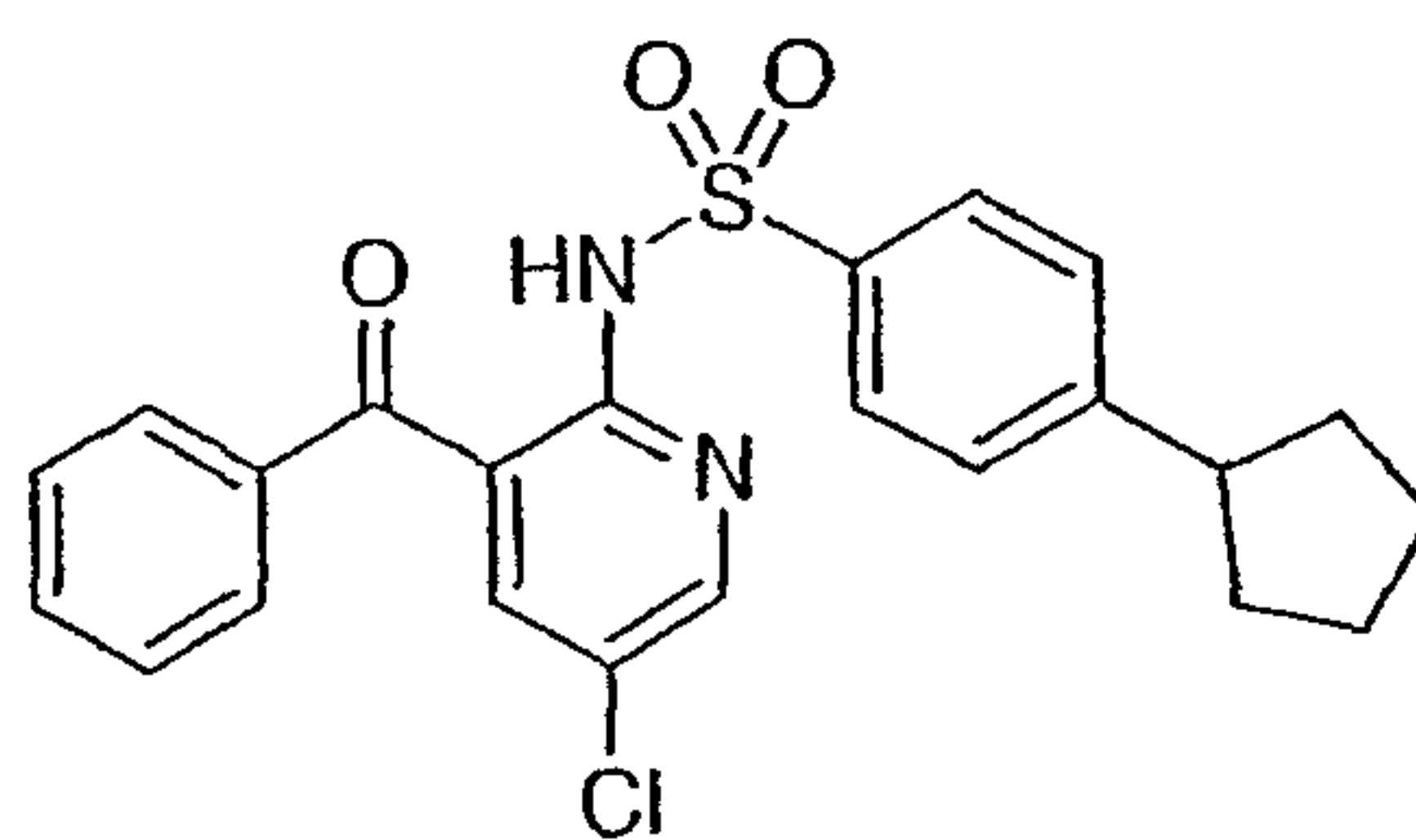


54.

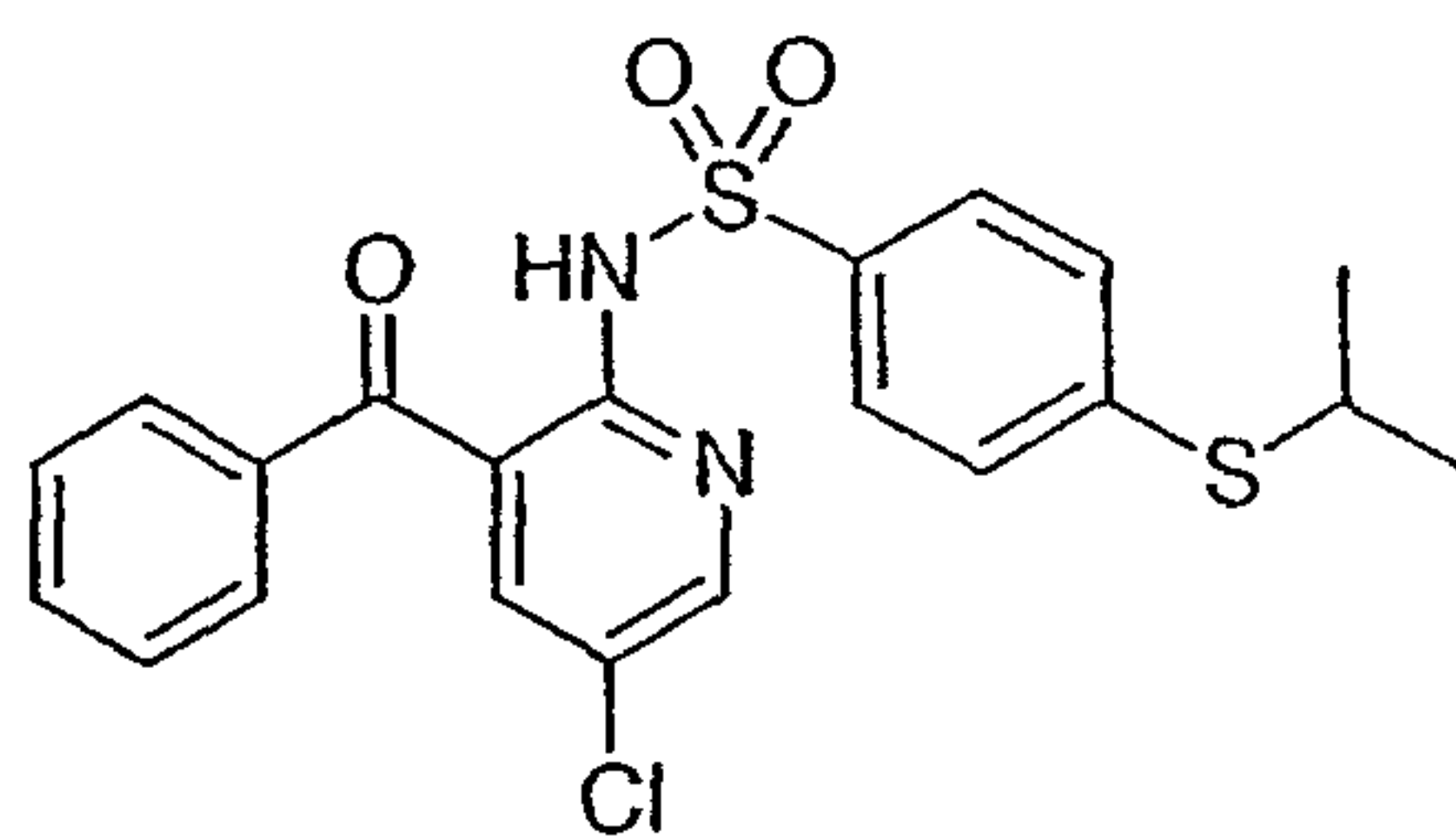
27



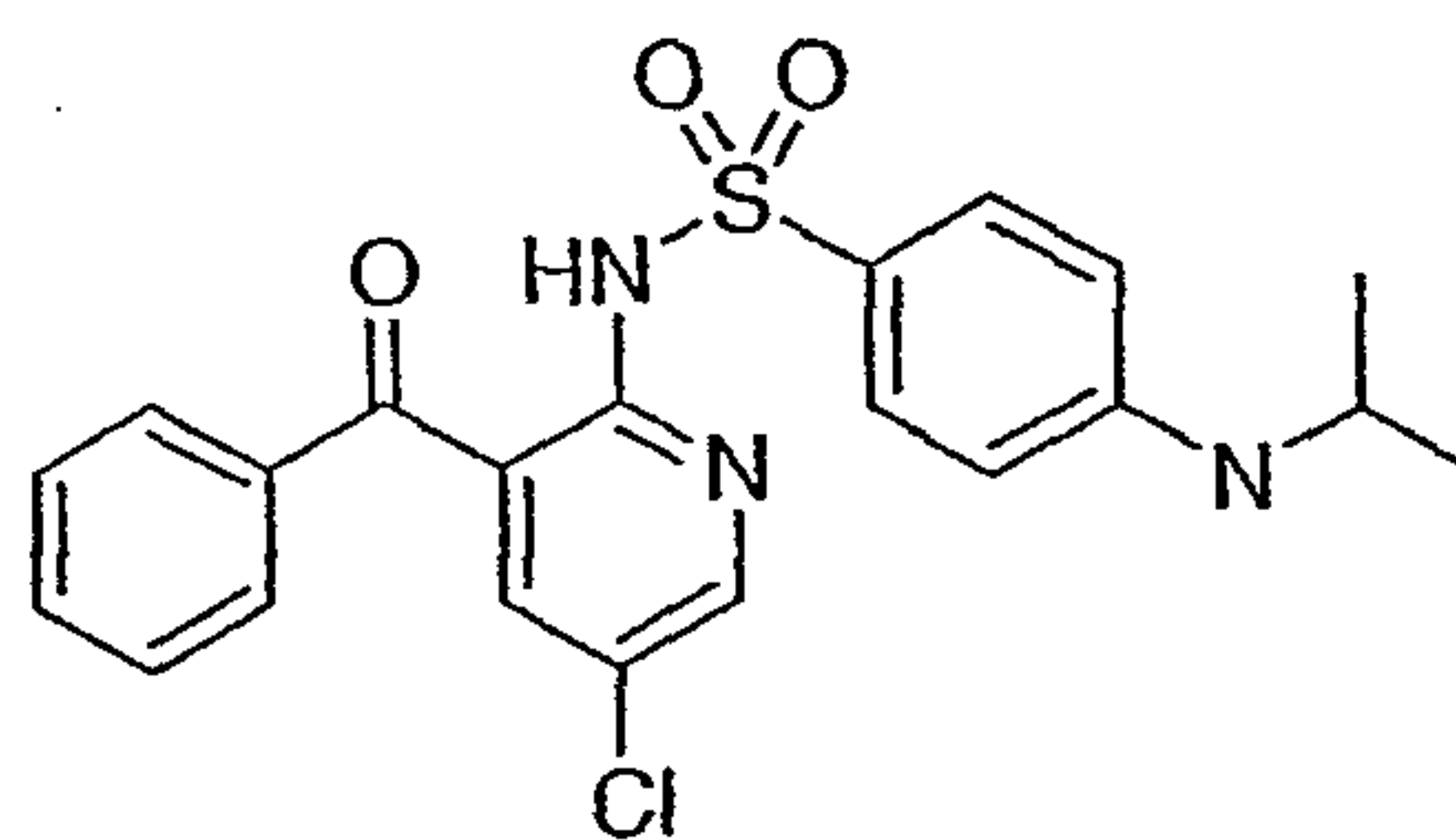
55.



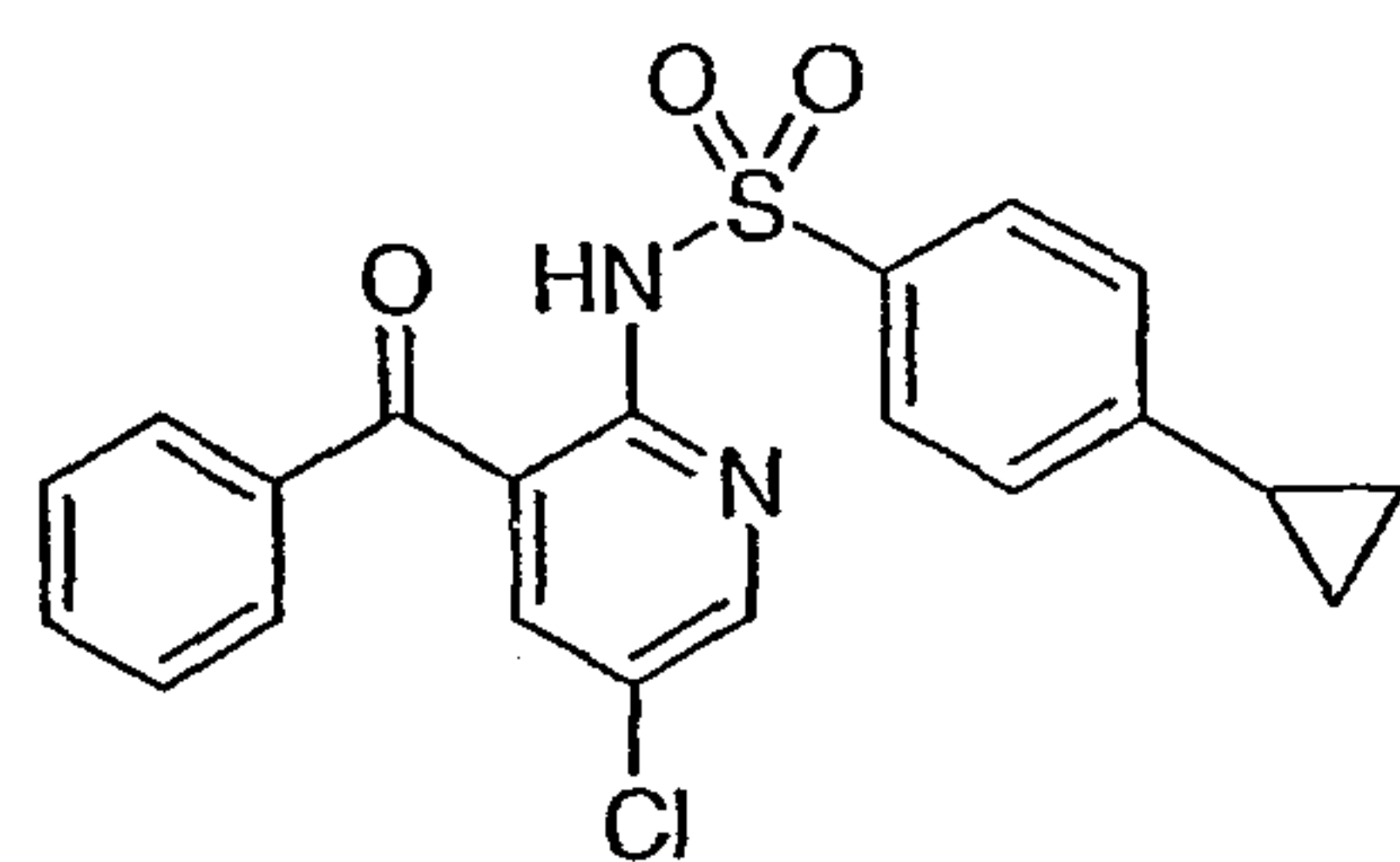
56.



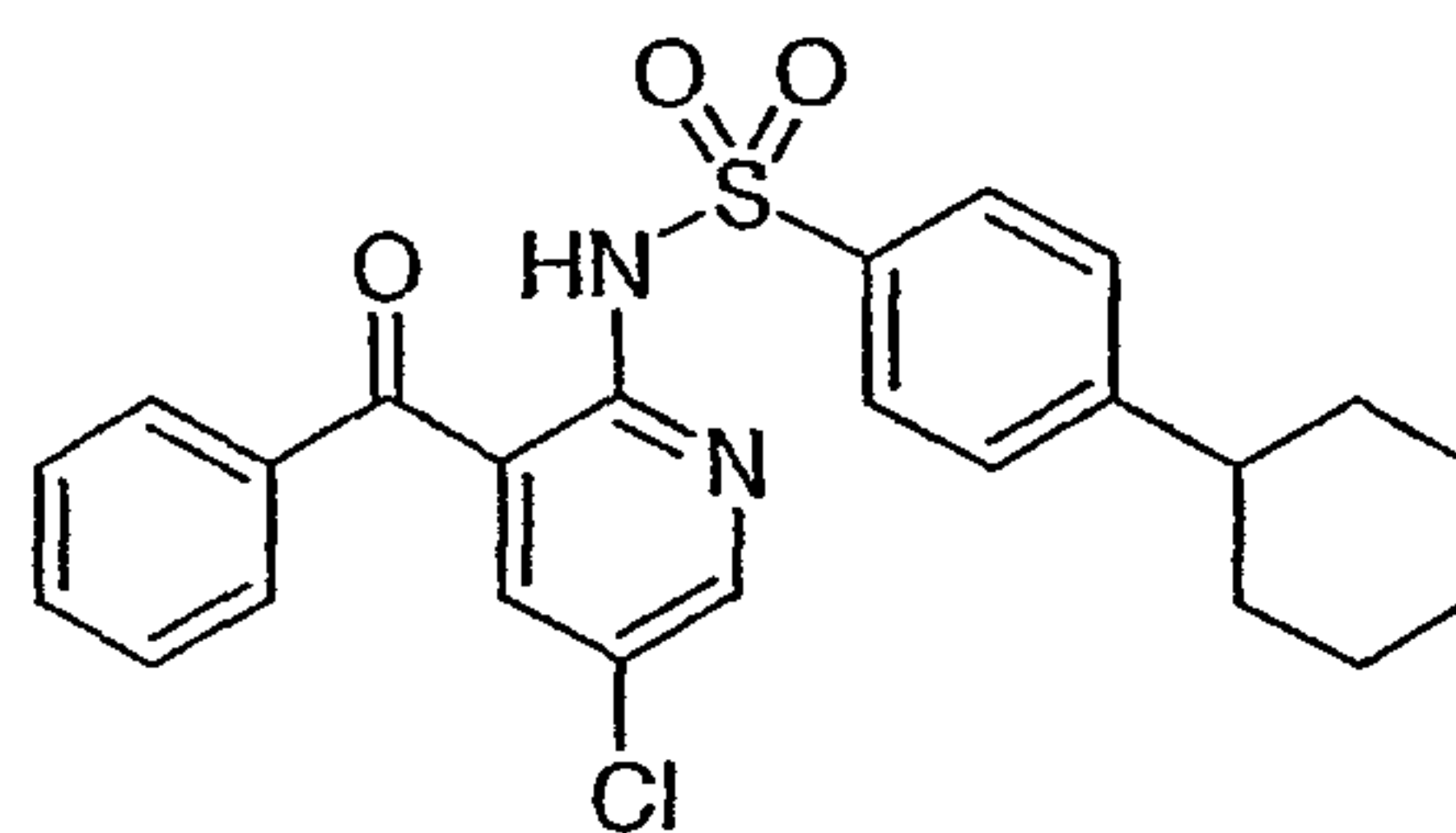
57.



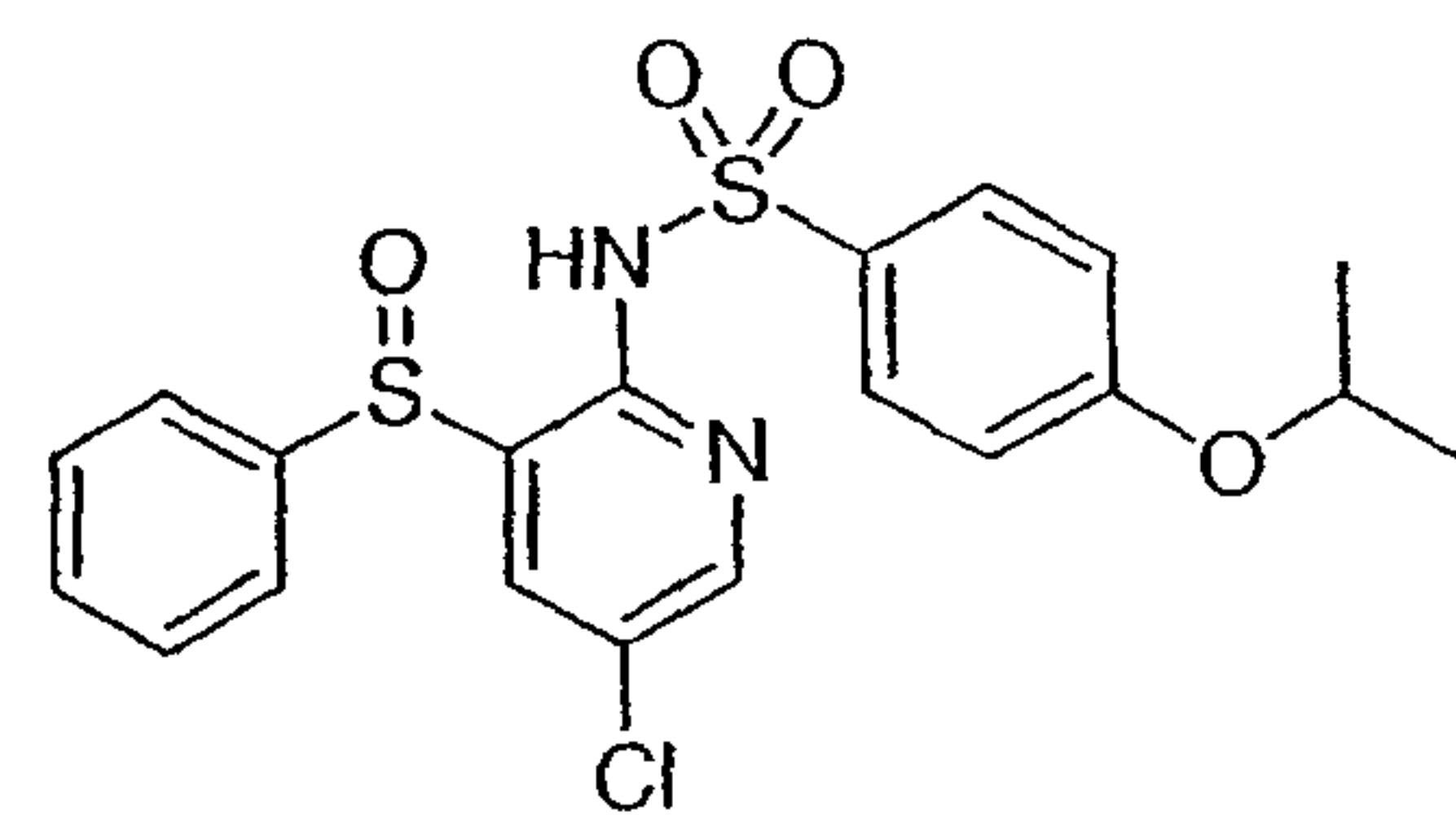
58.



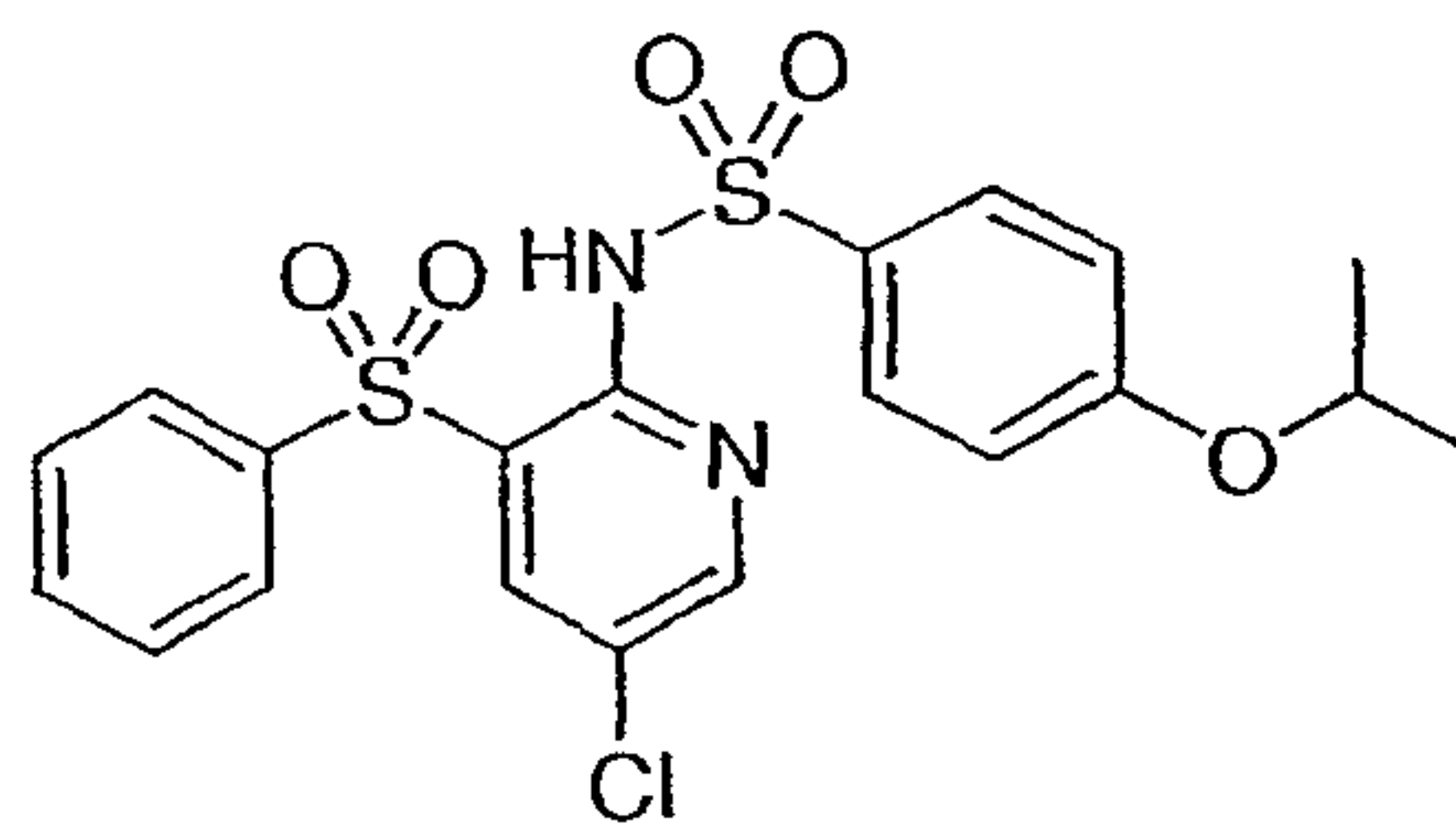
59.



60.

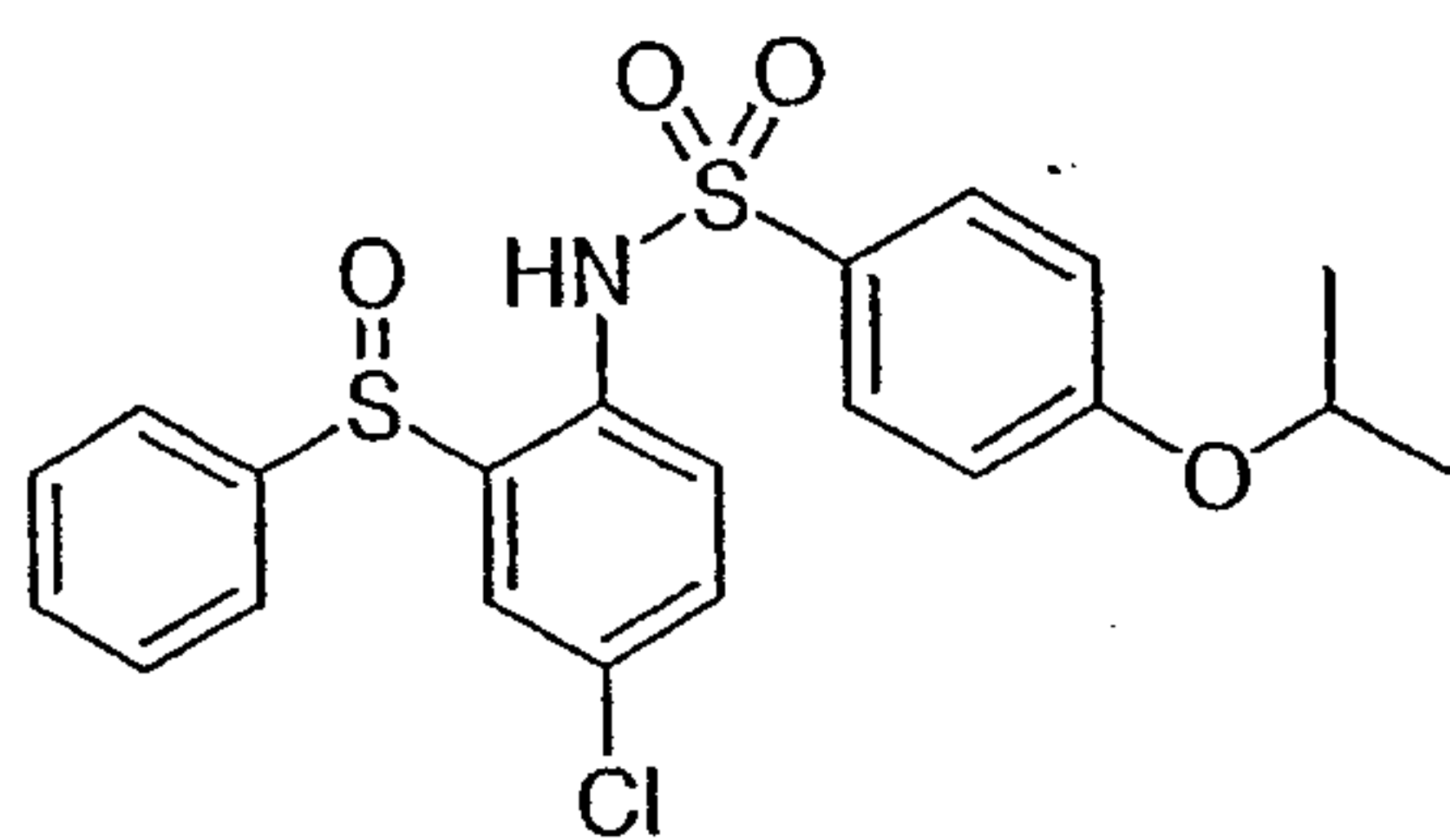


61.

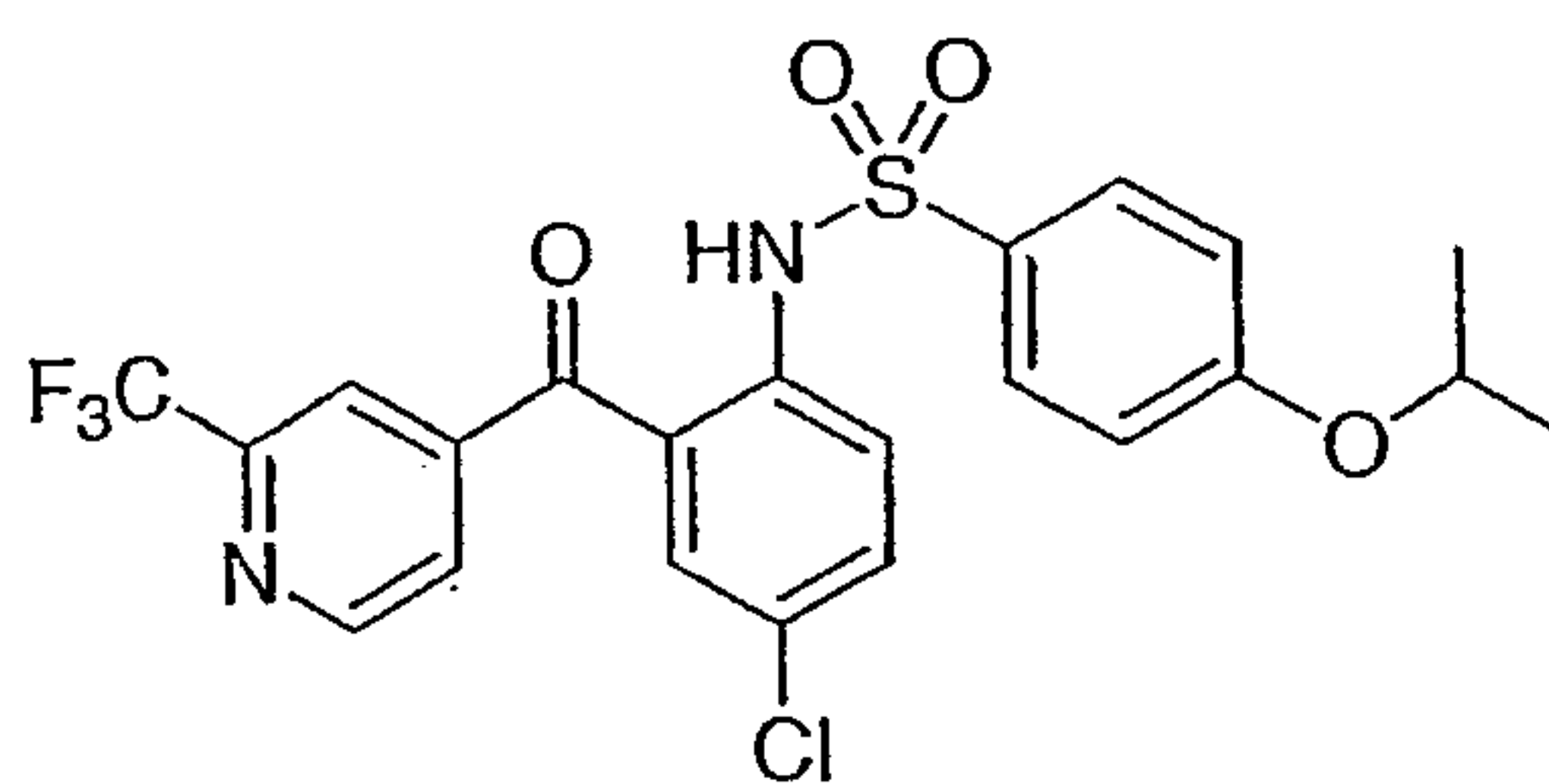


62.

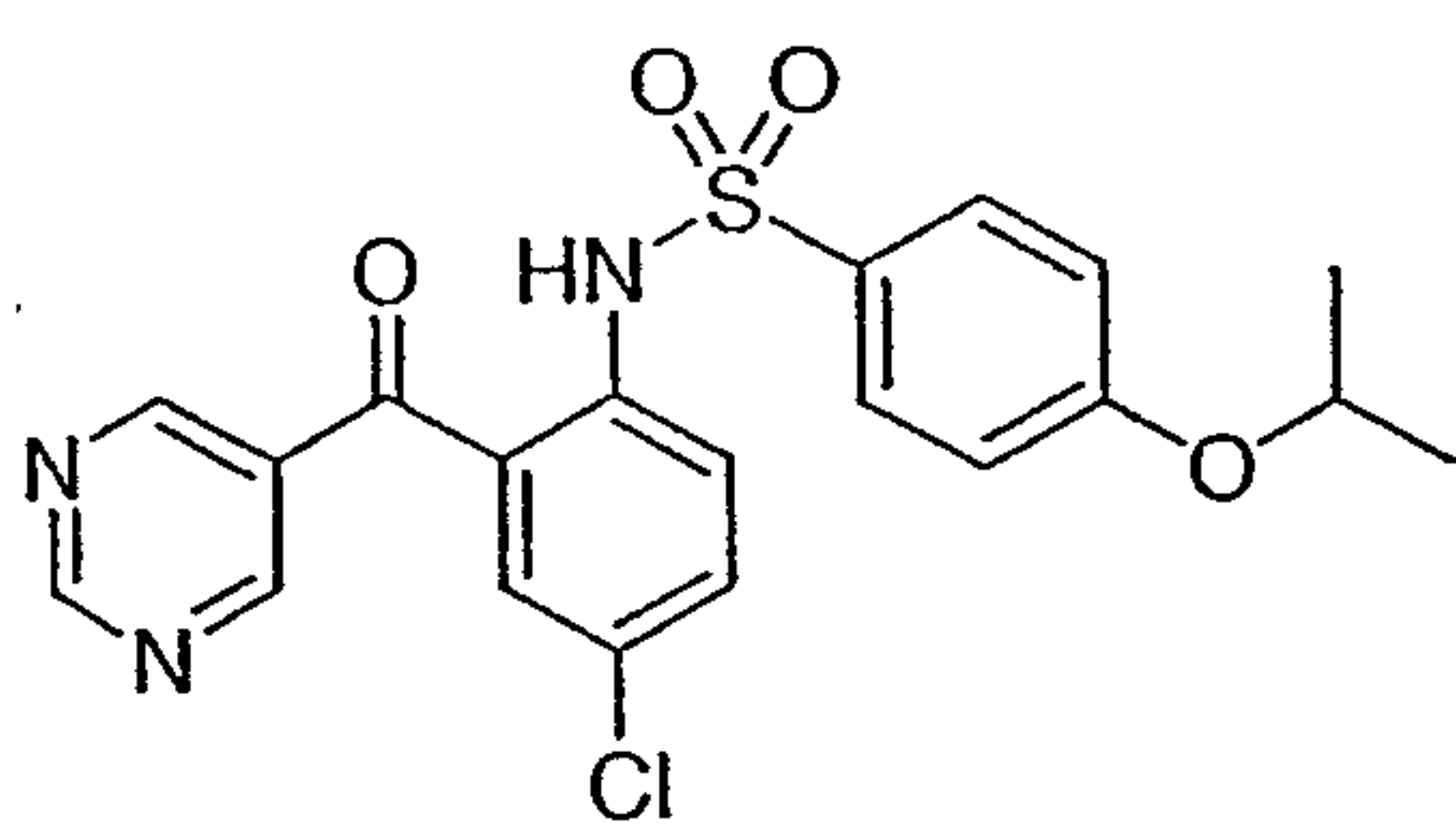
28



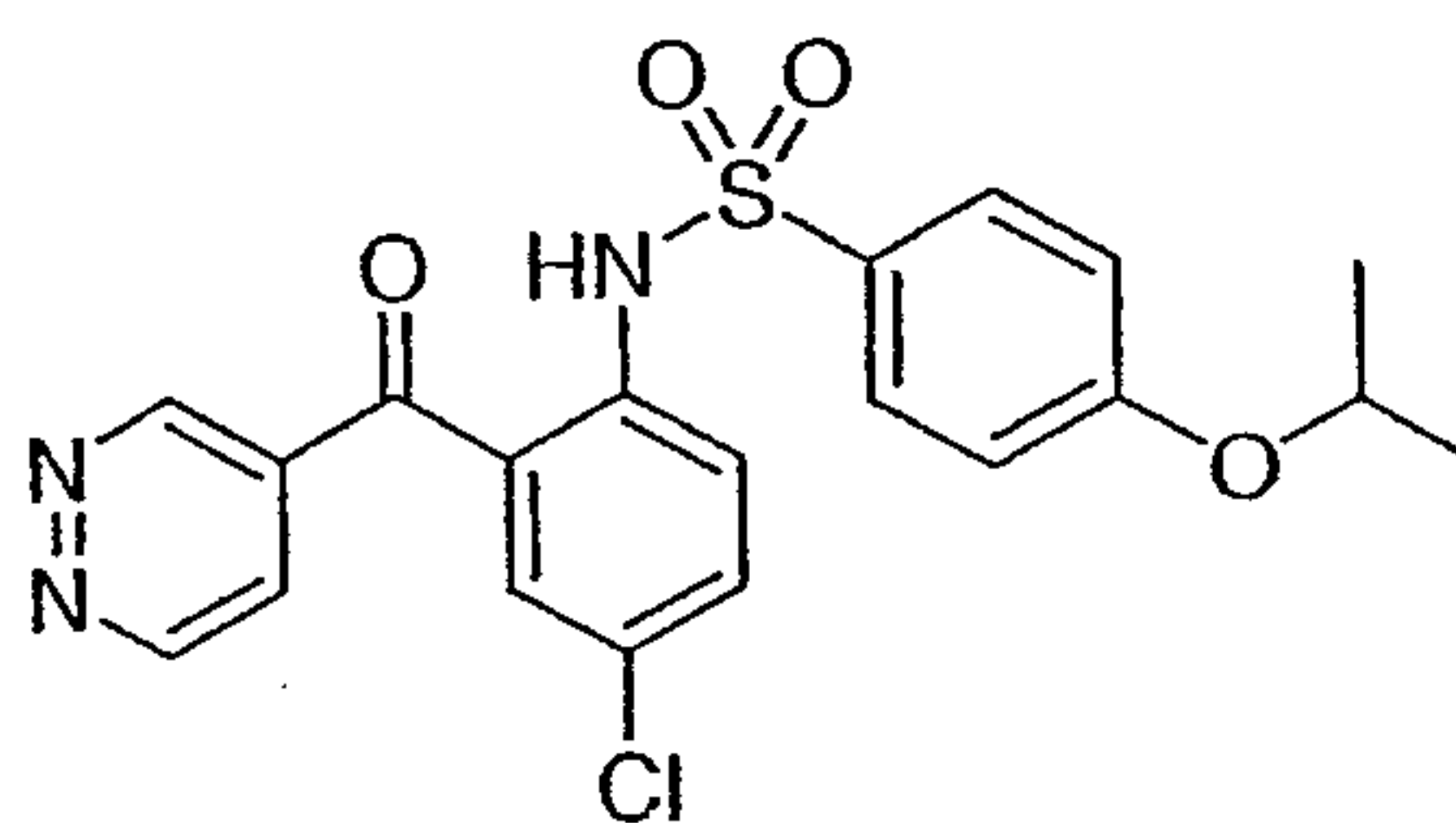
63.



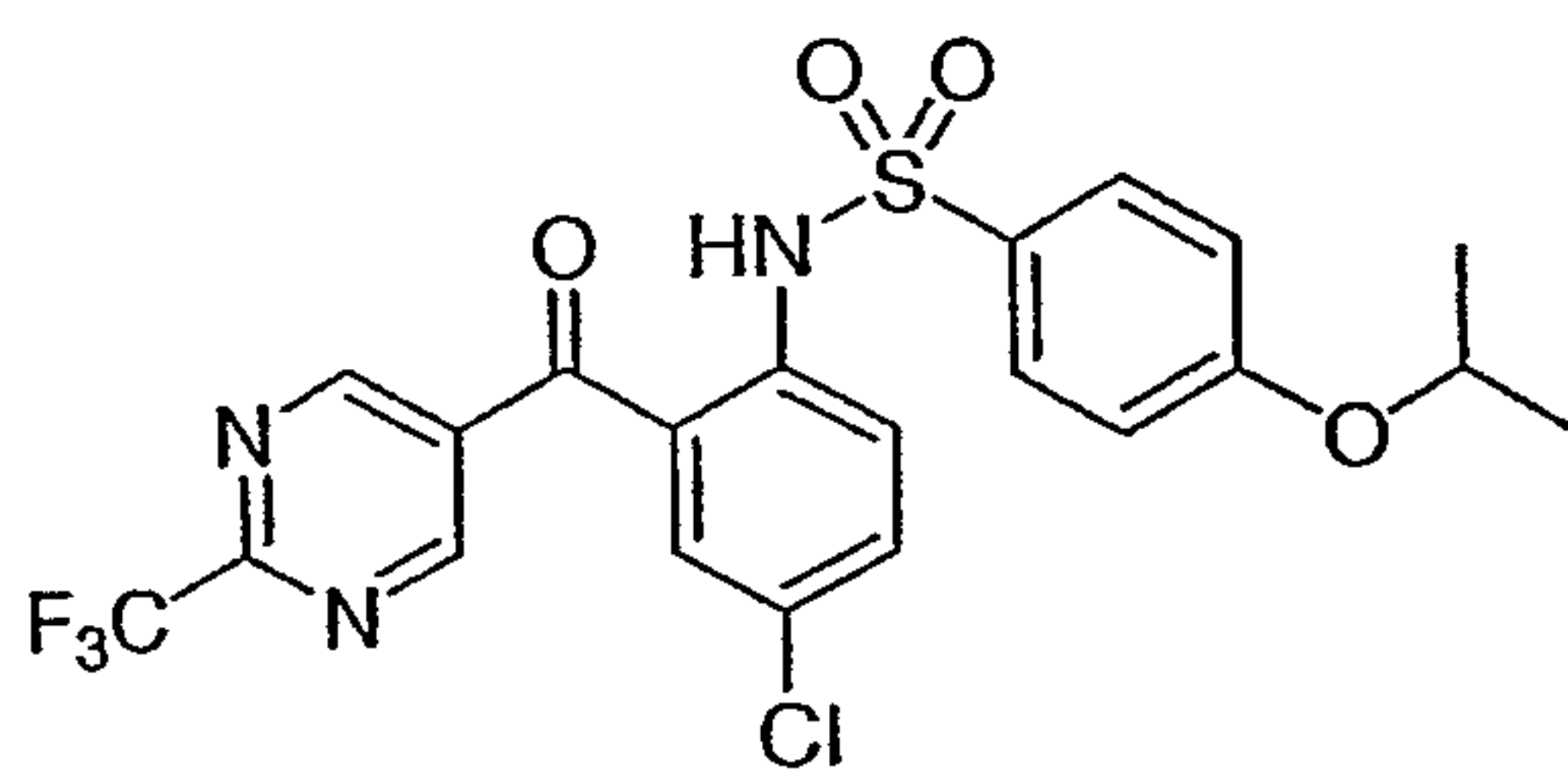
64.



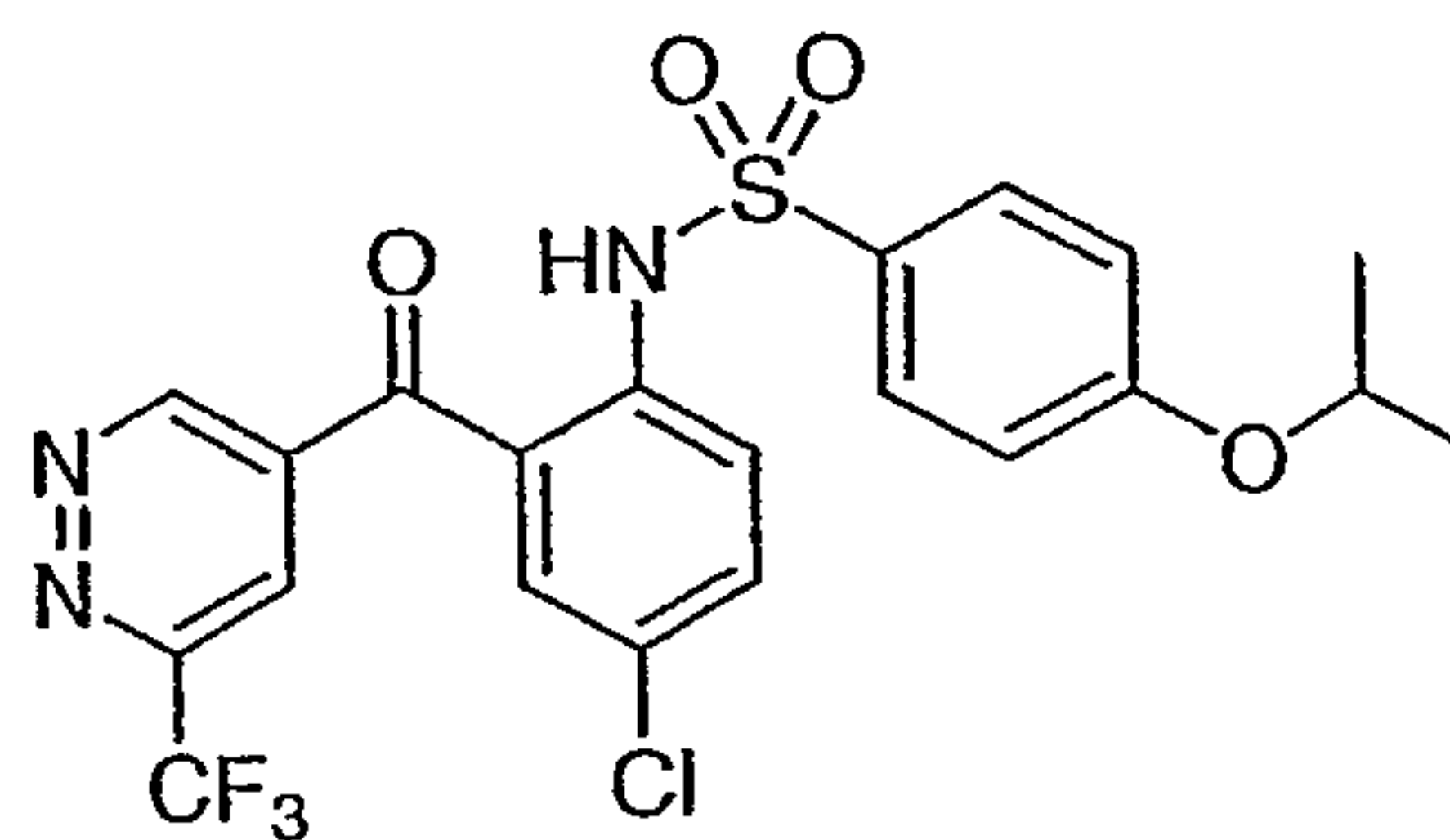
65.



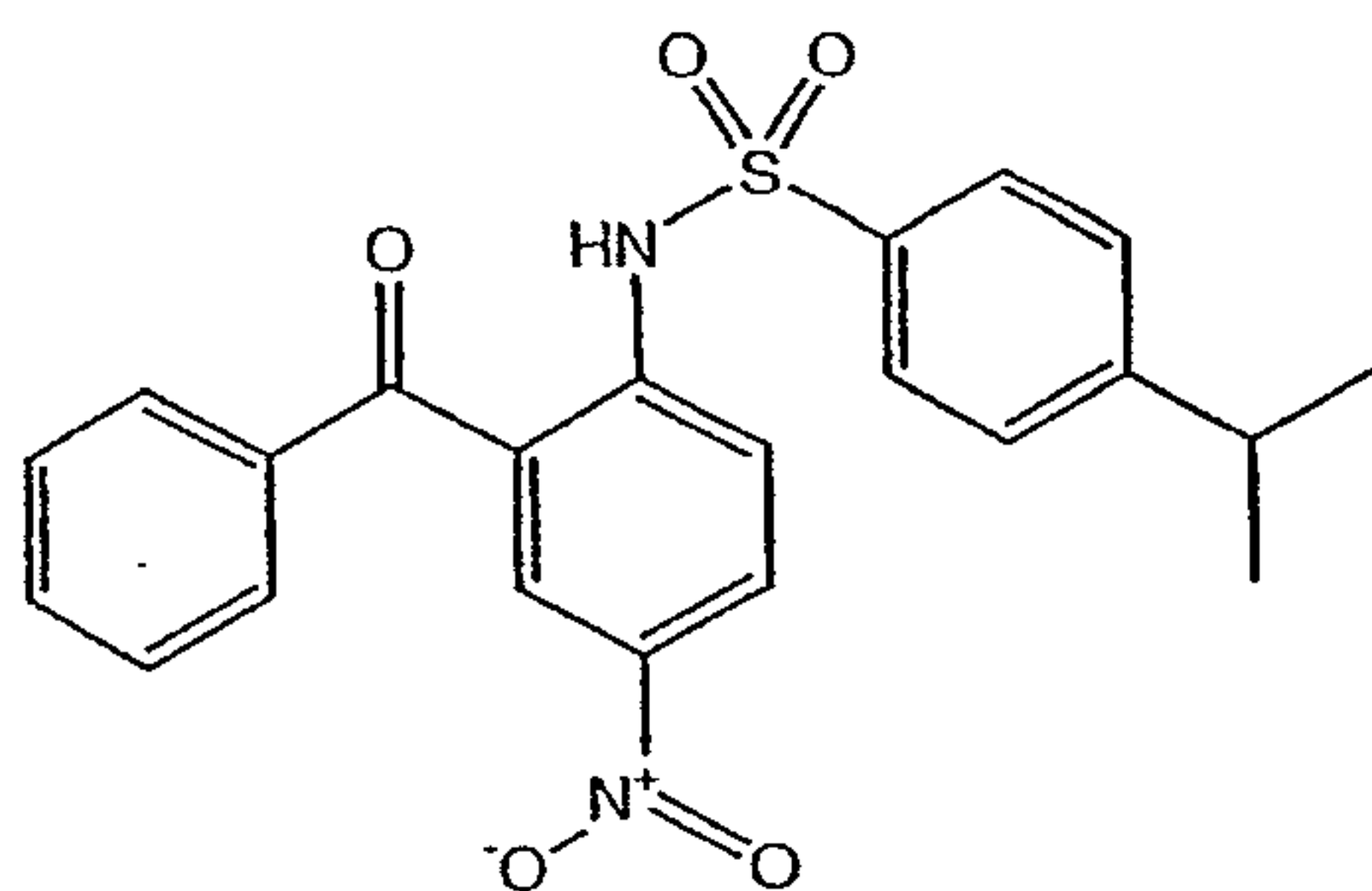
66.



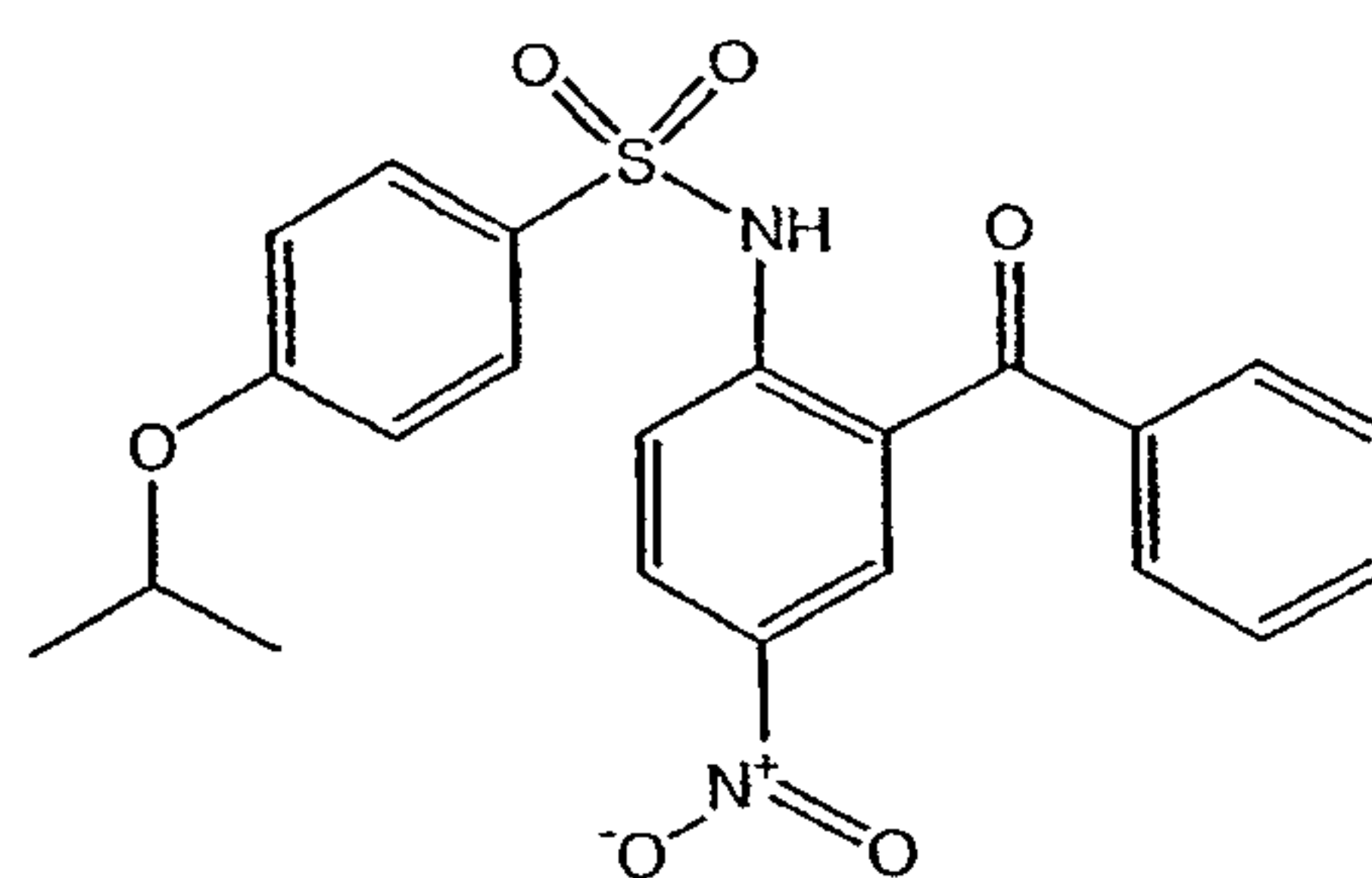
67.



68.

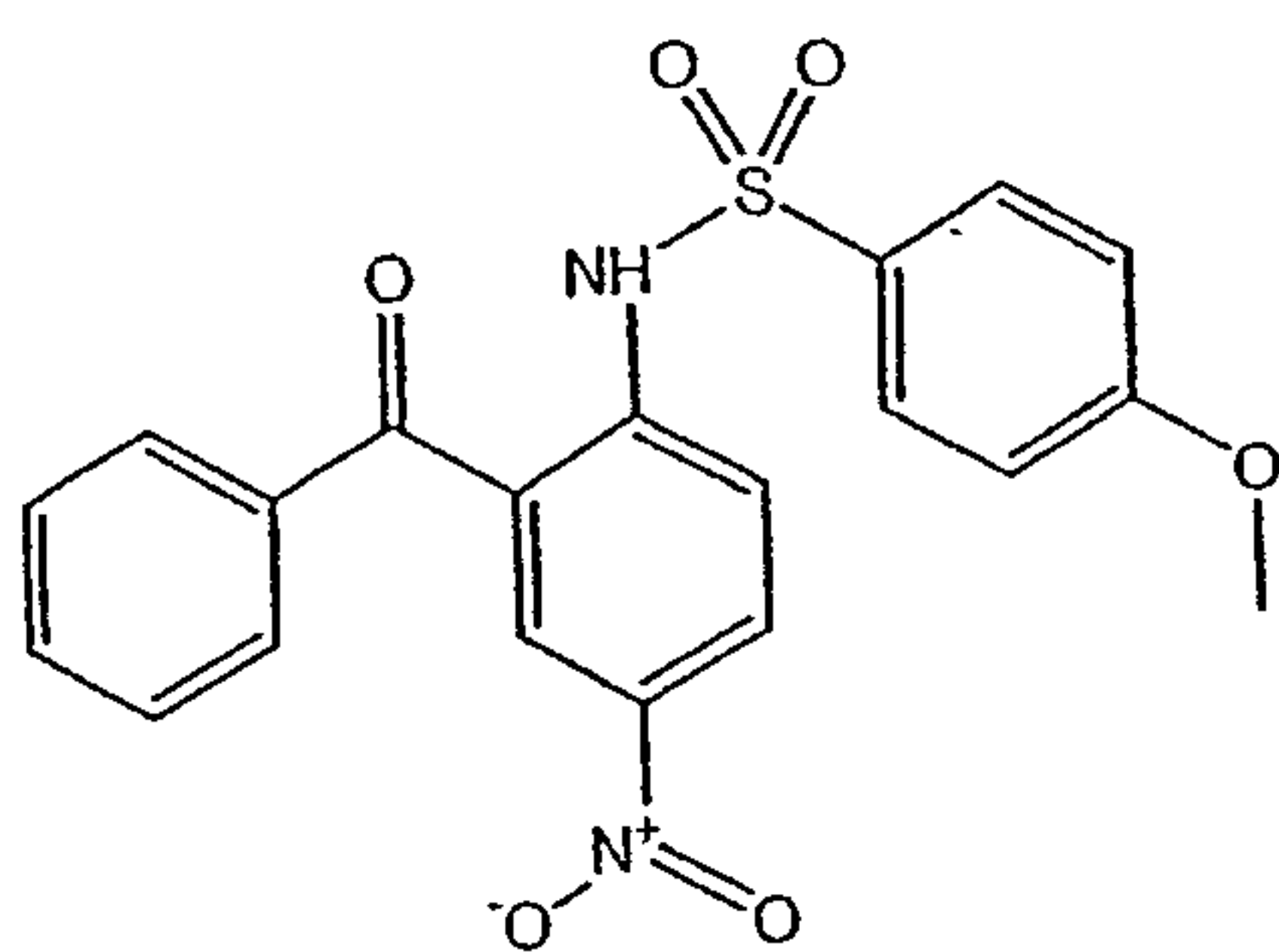


69.

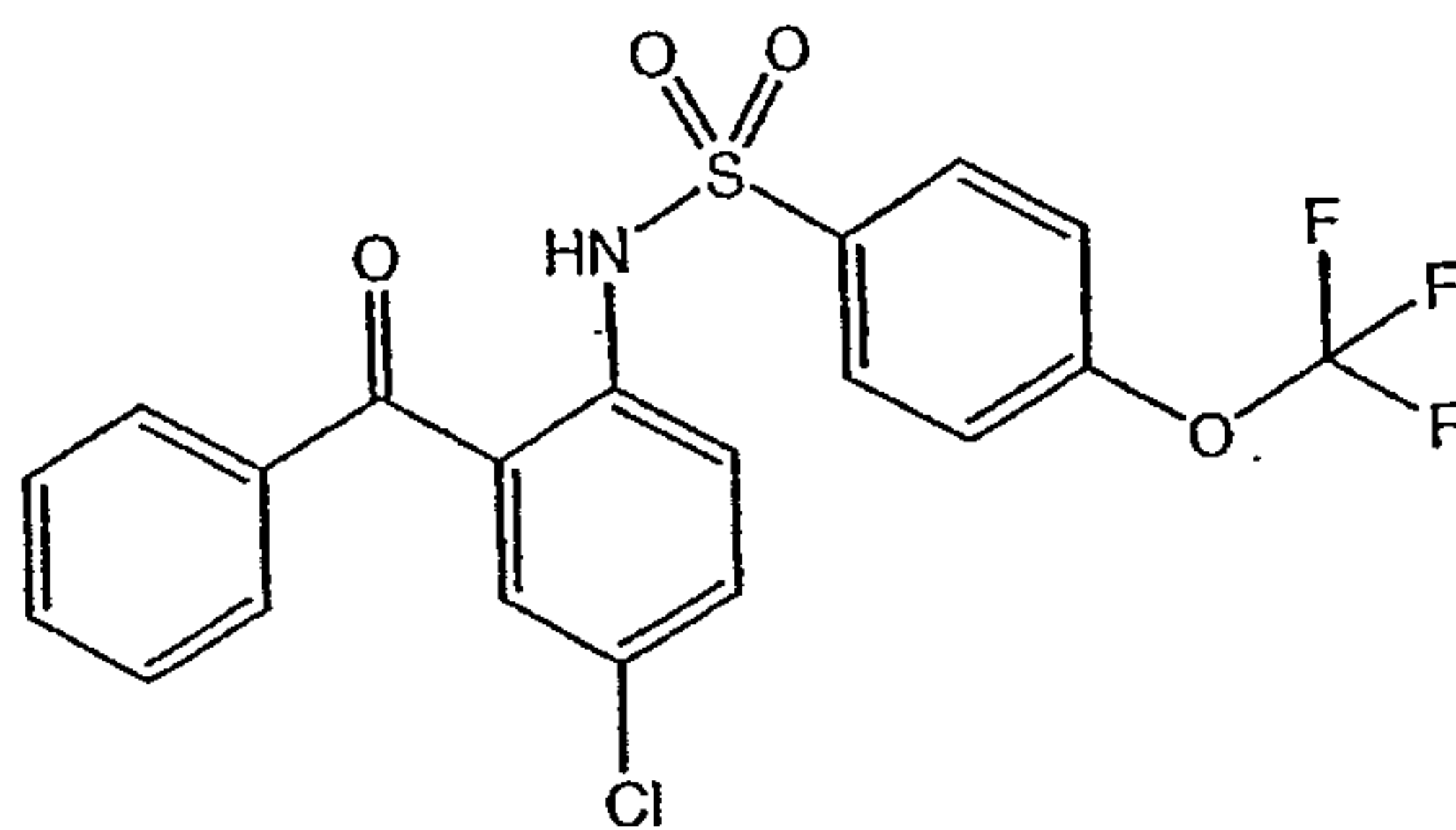


70.

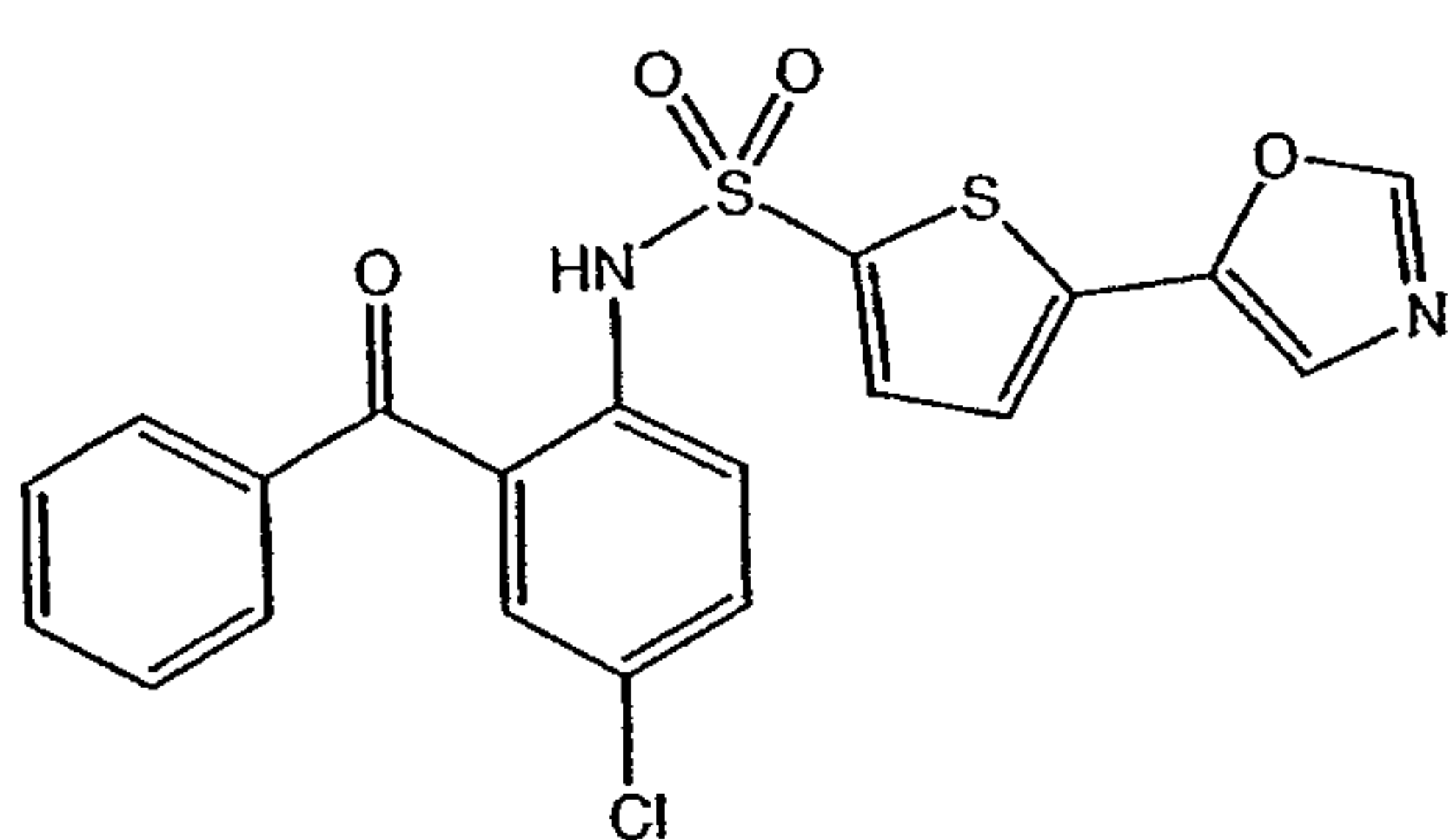
29



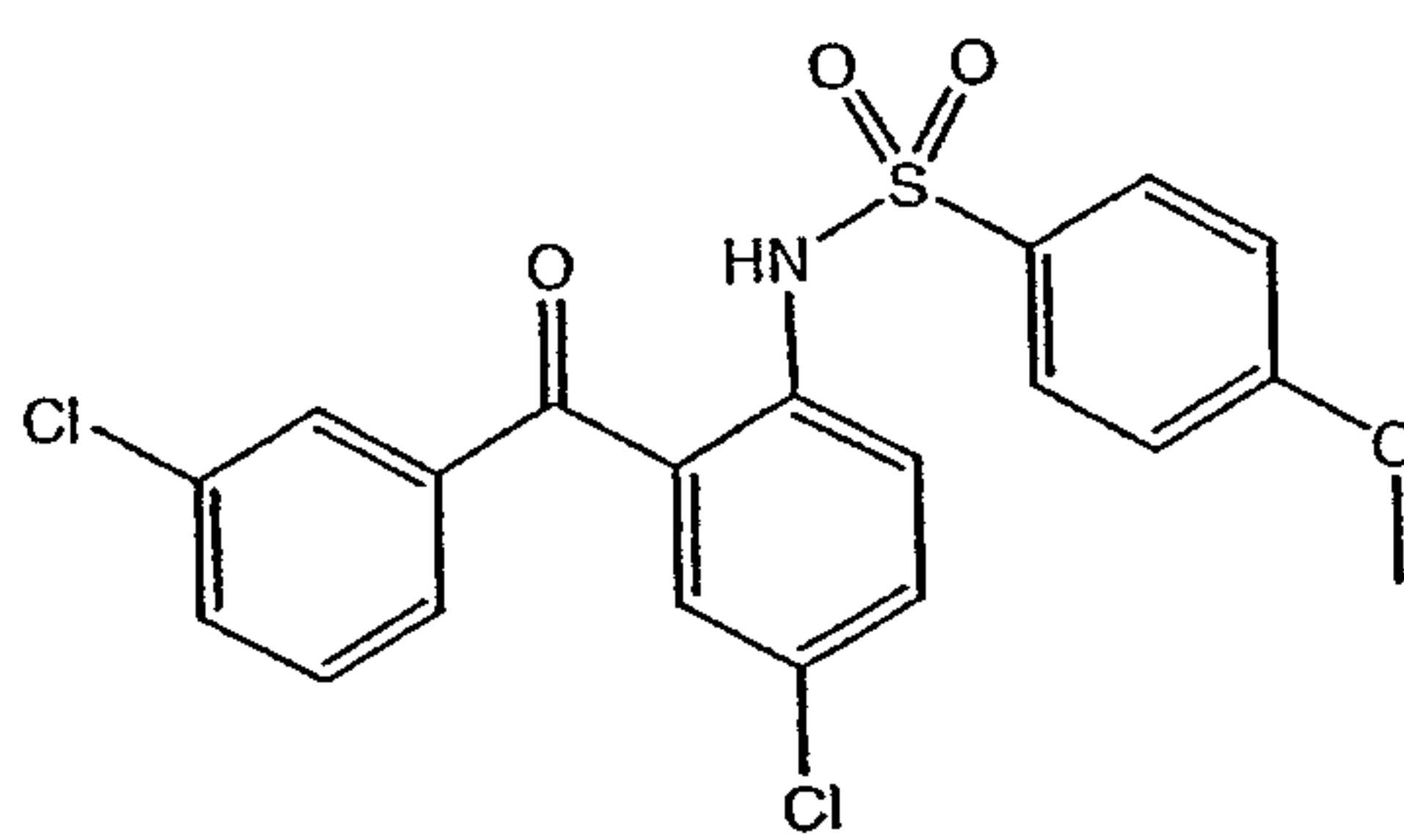
71.



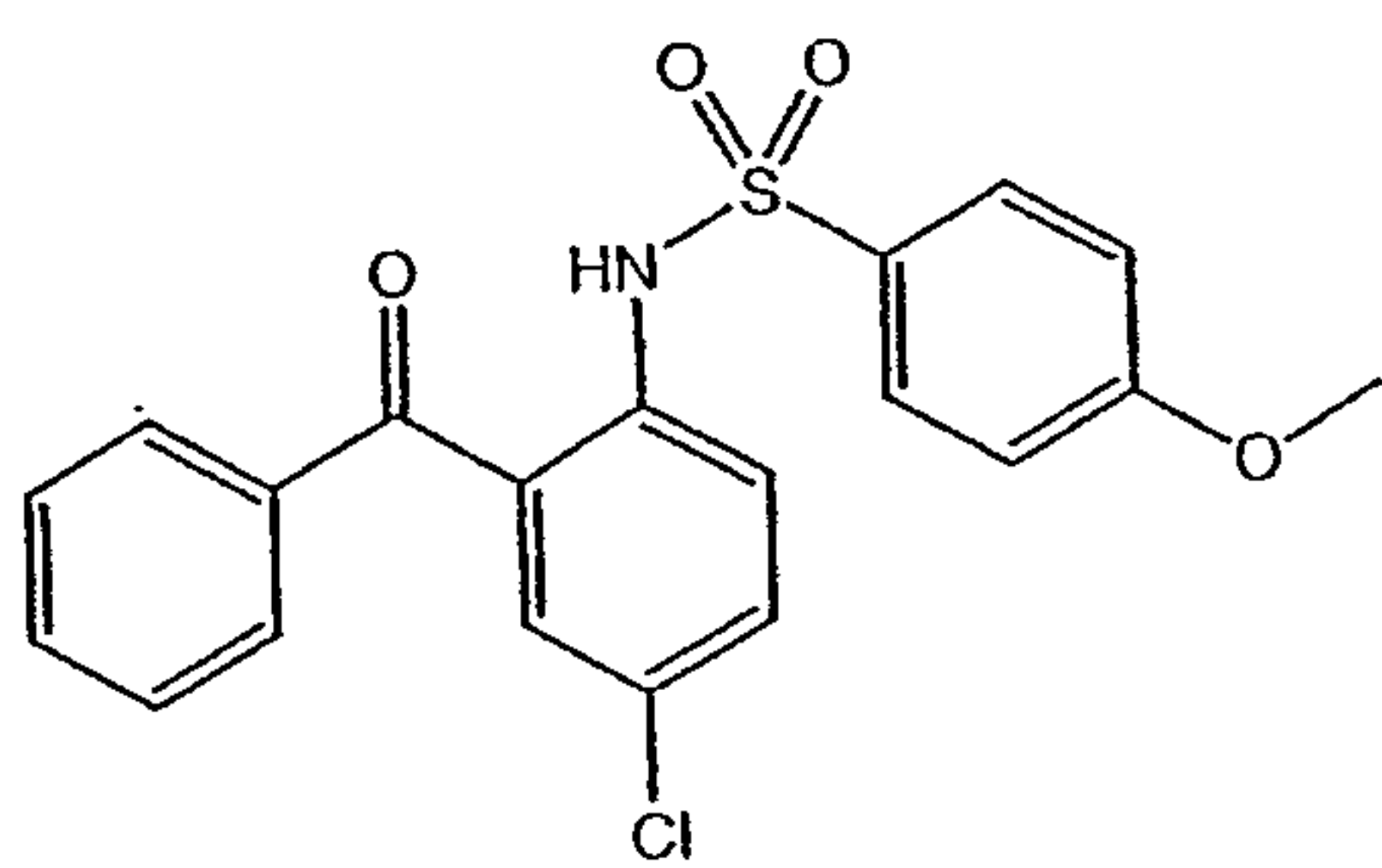
72.



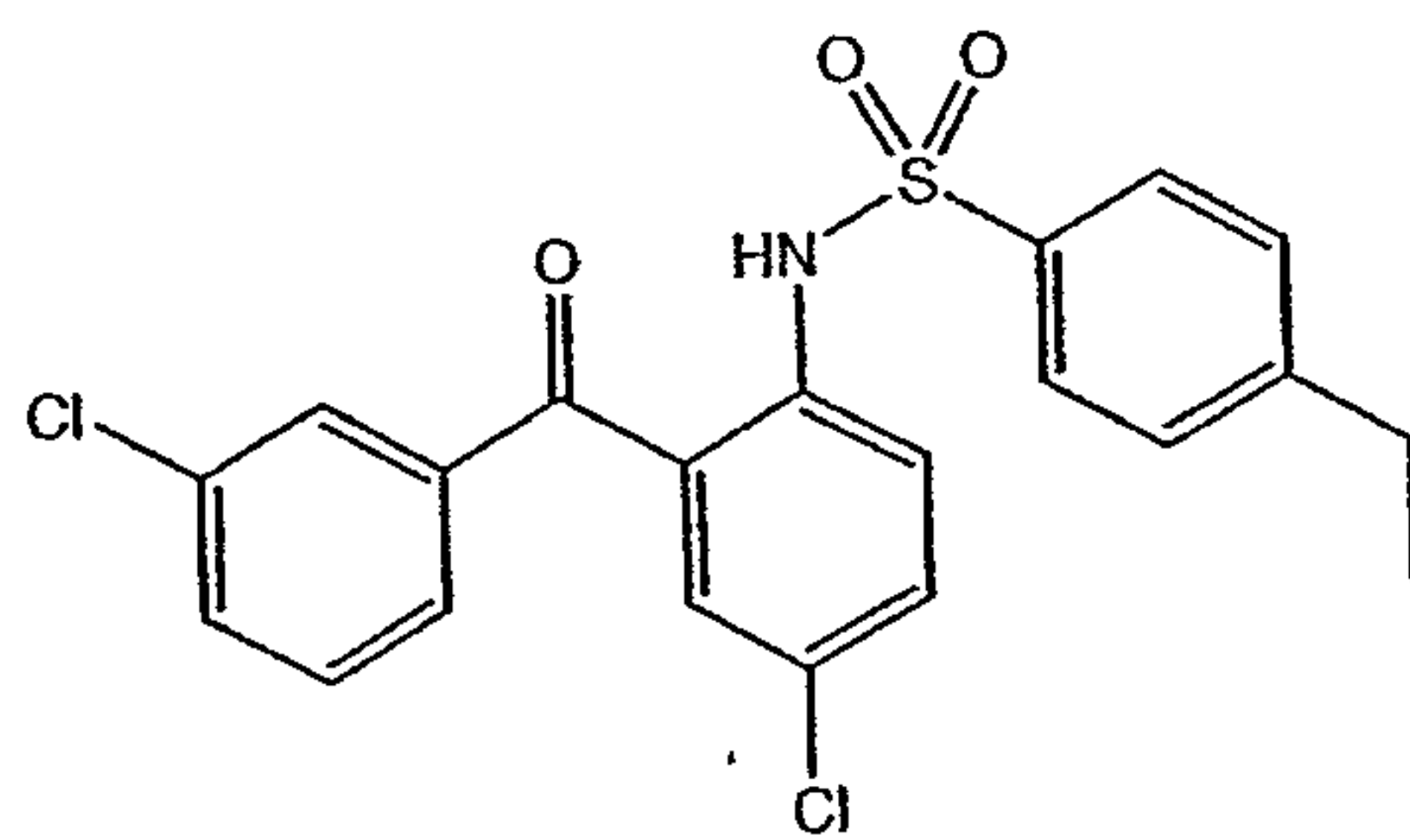
73.



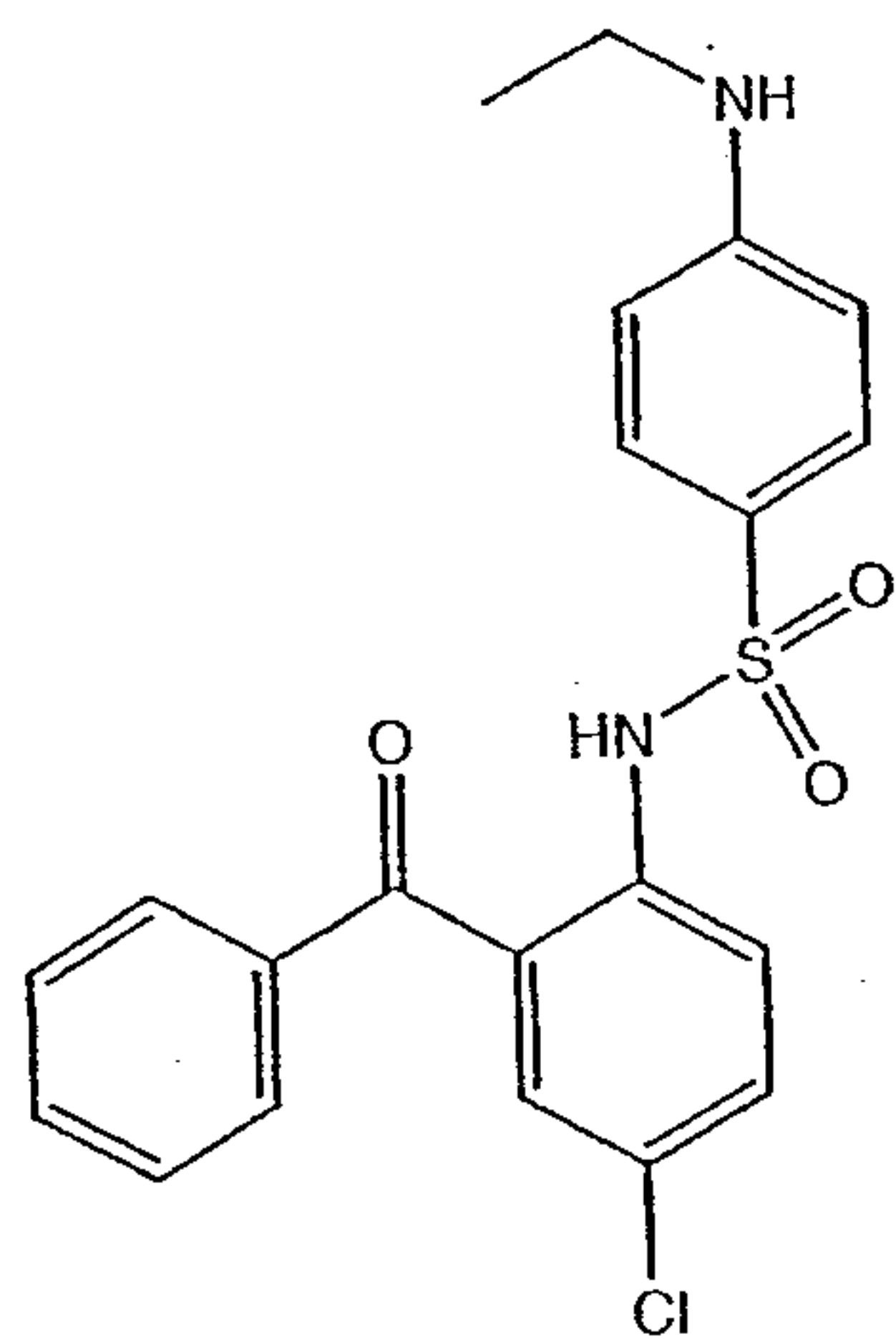
74.



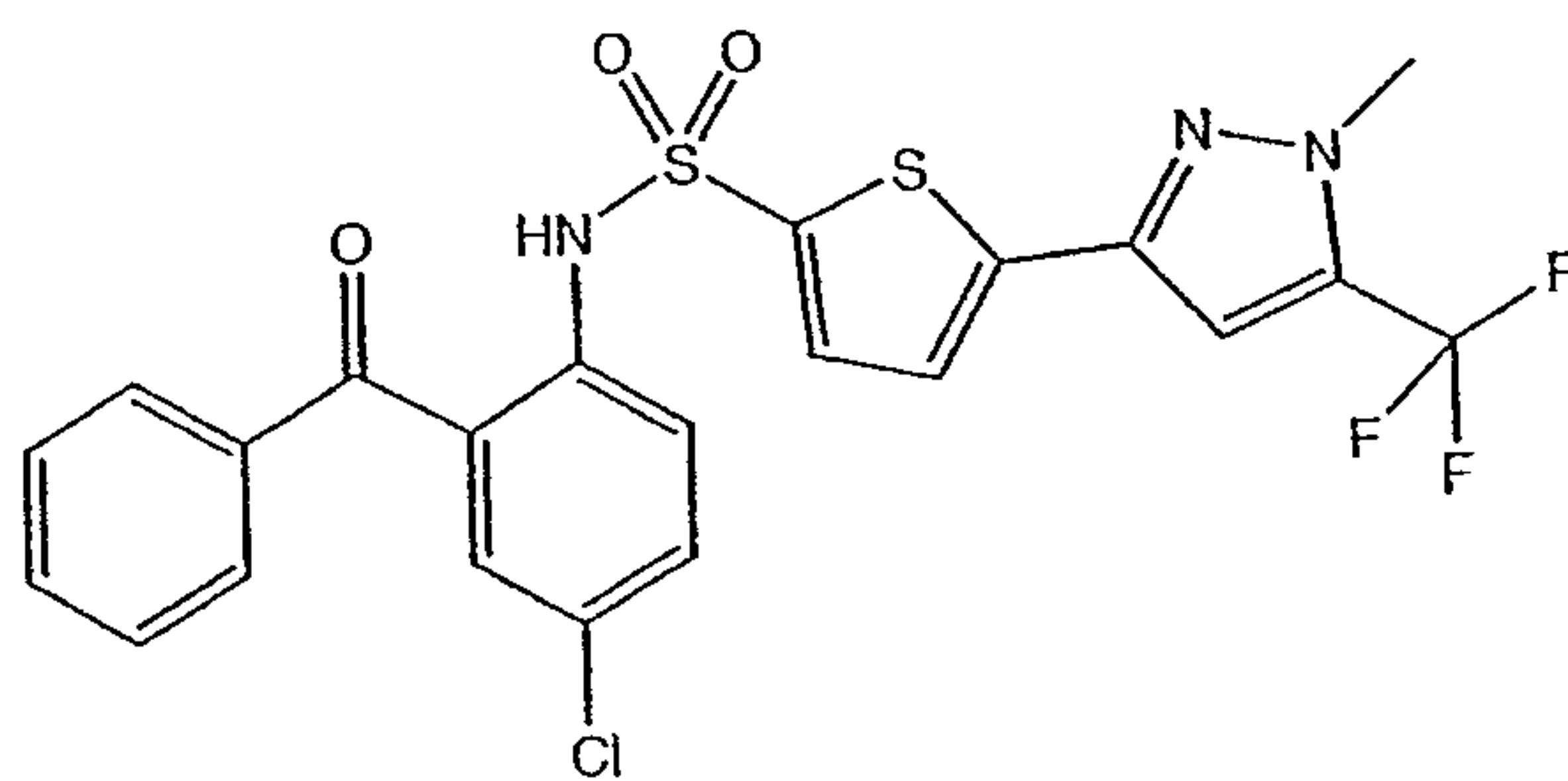
75.



76.

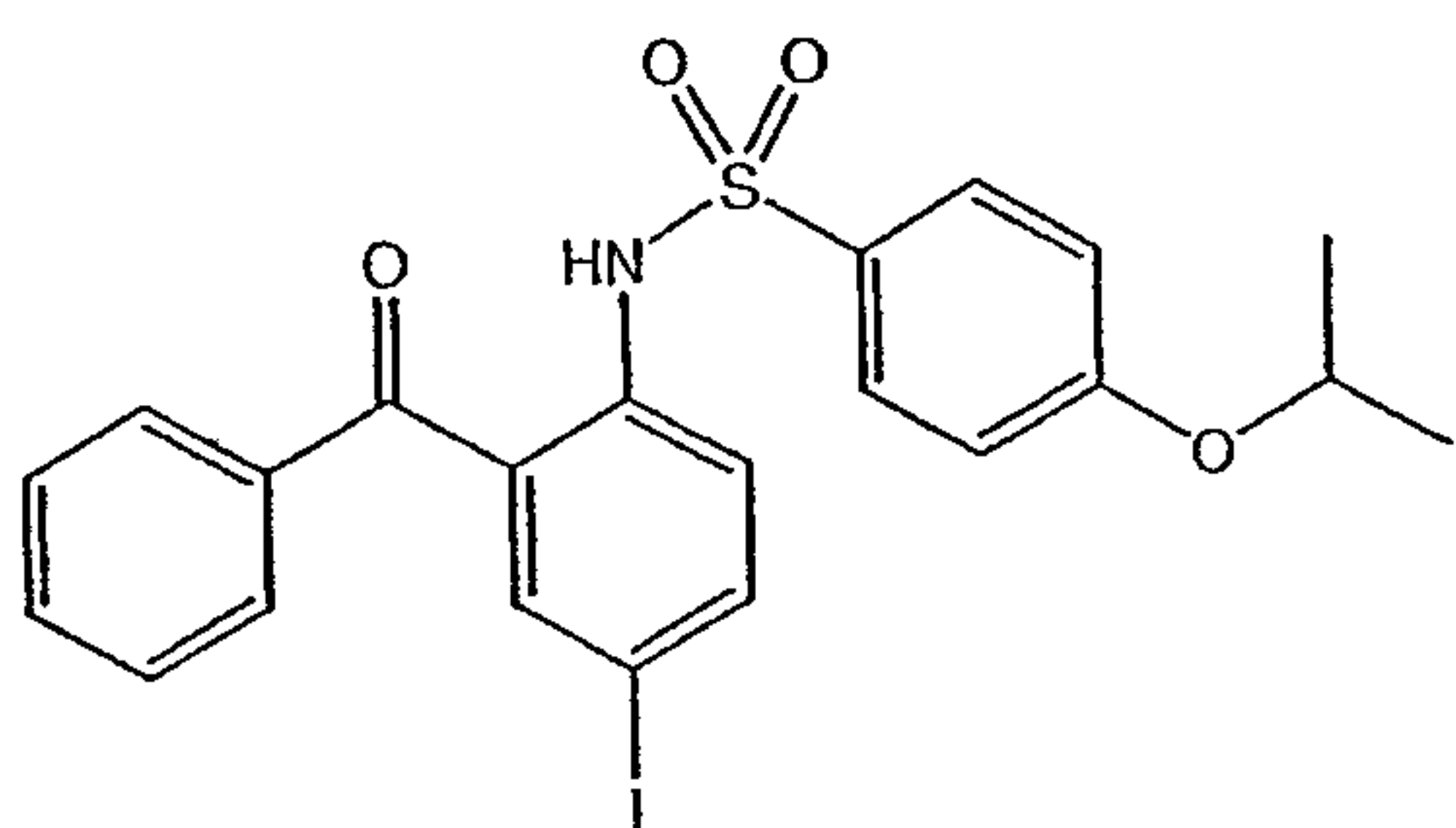


77.

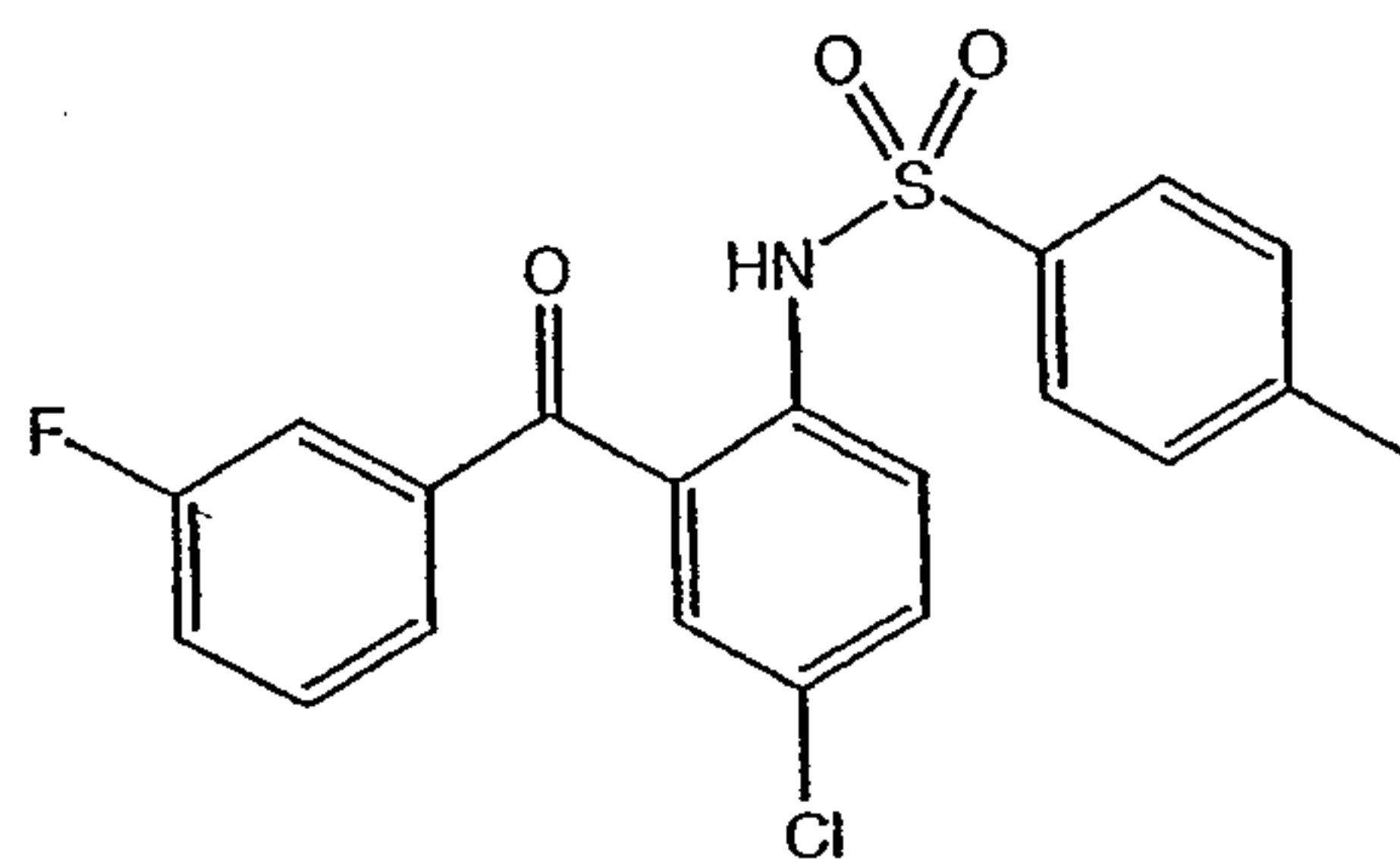


78.

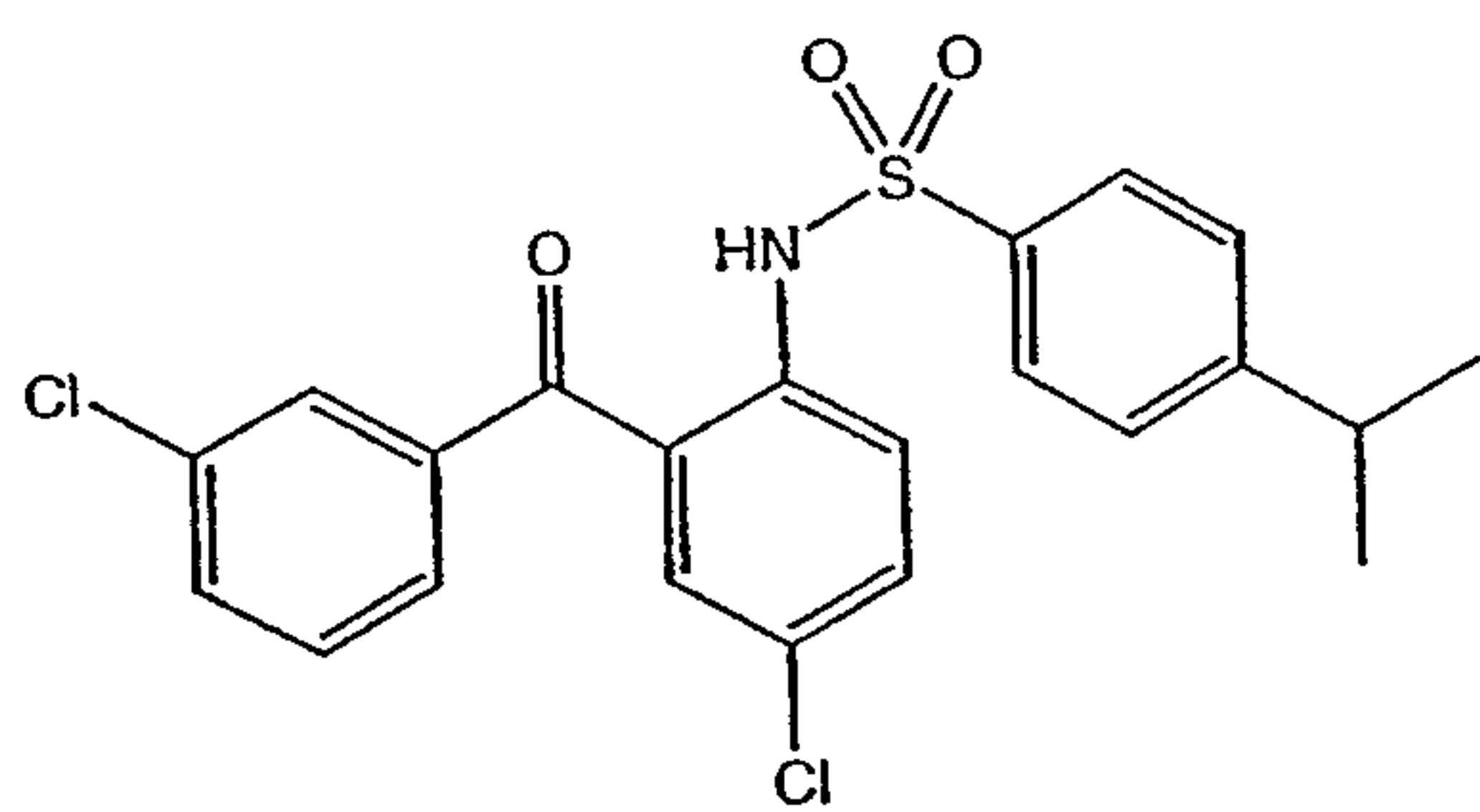
30



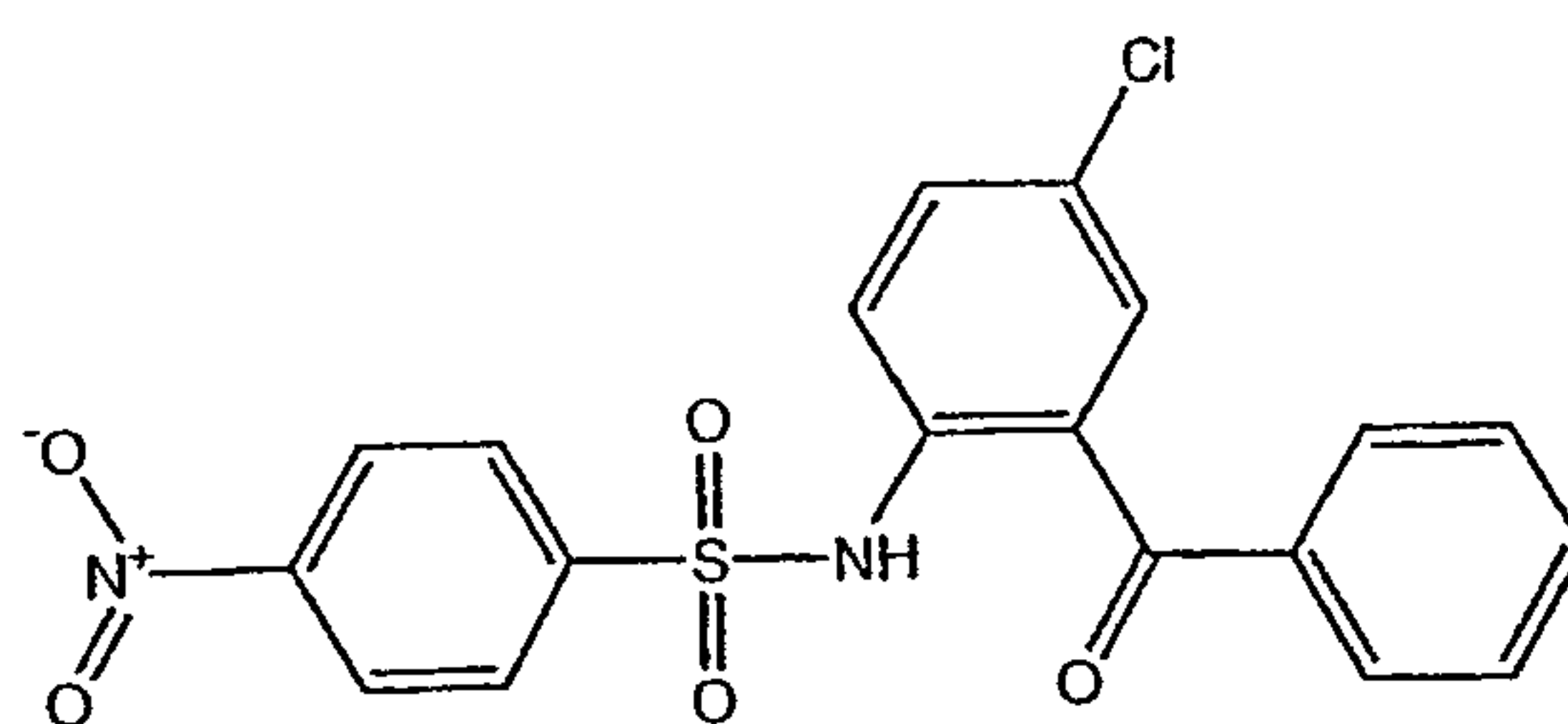
79.



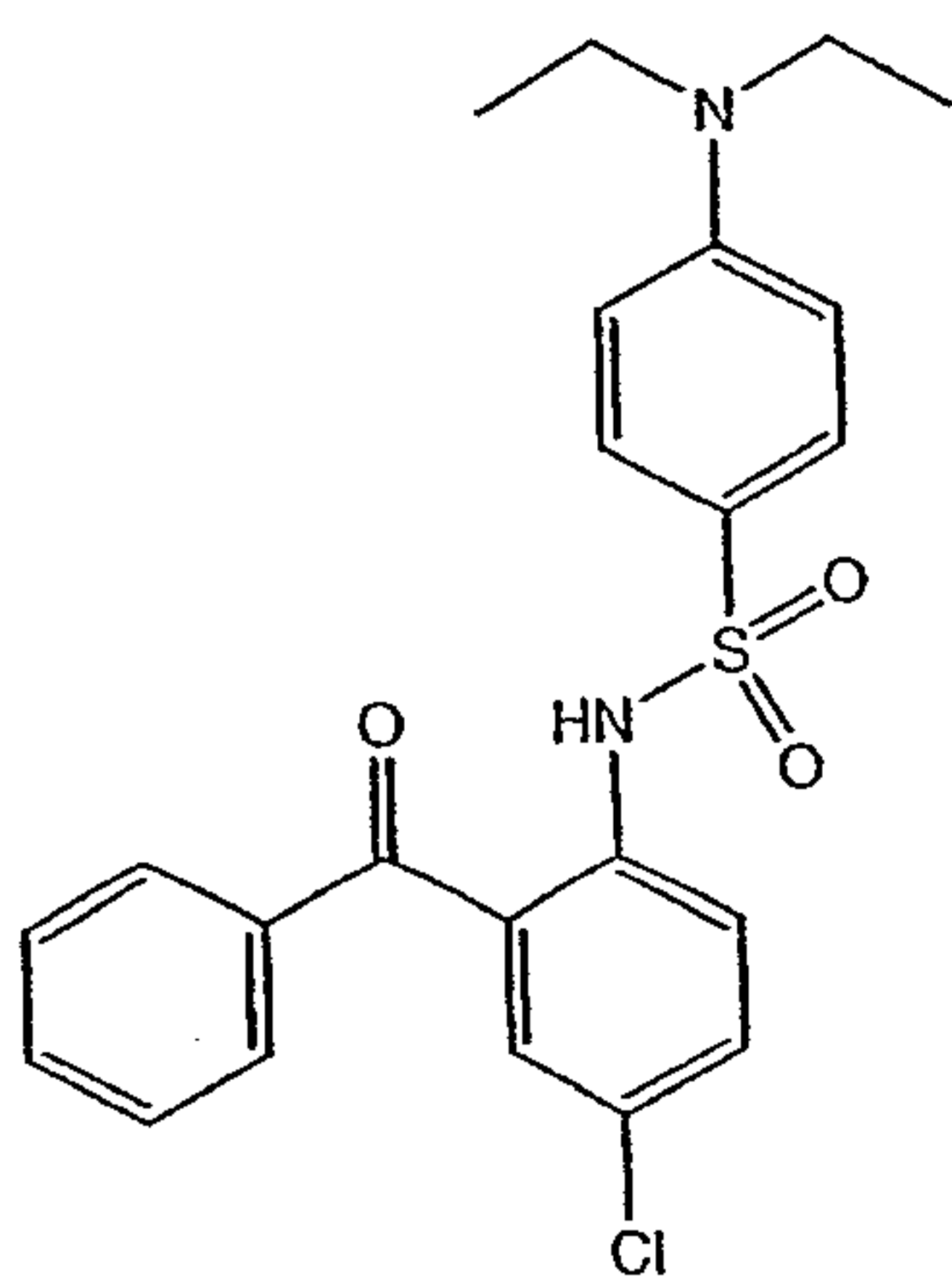
80.



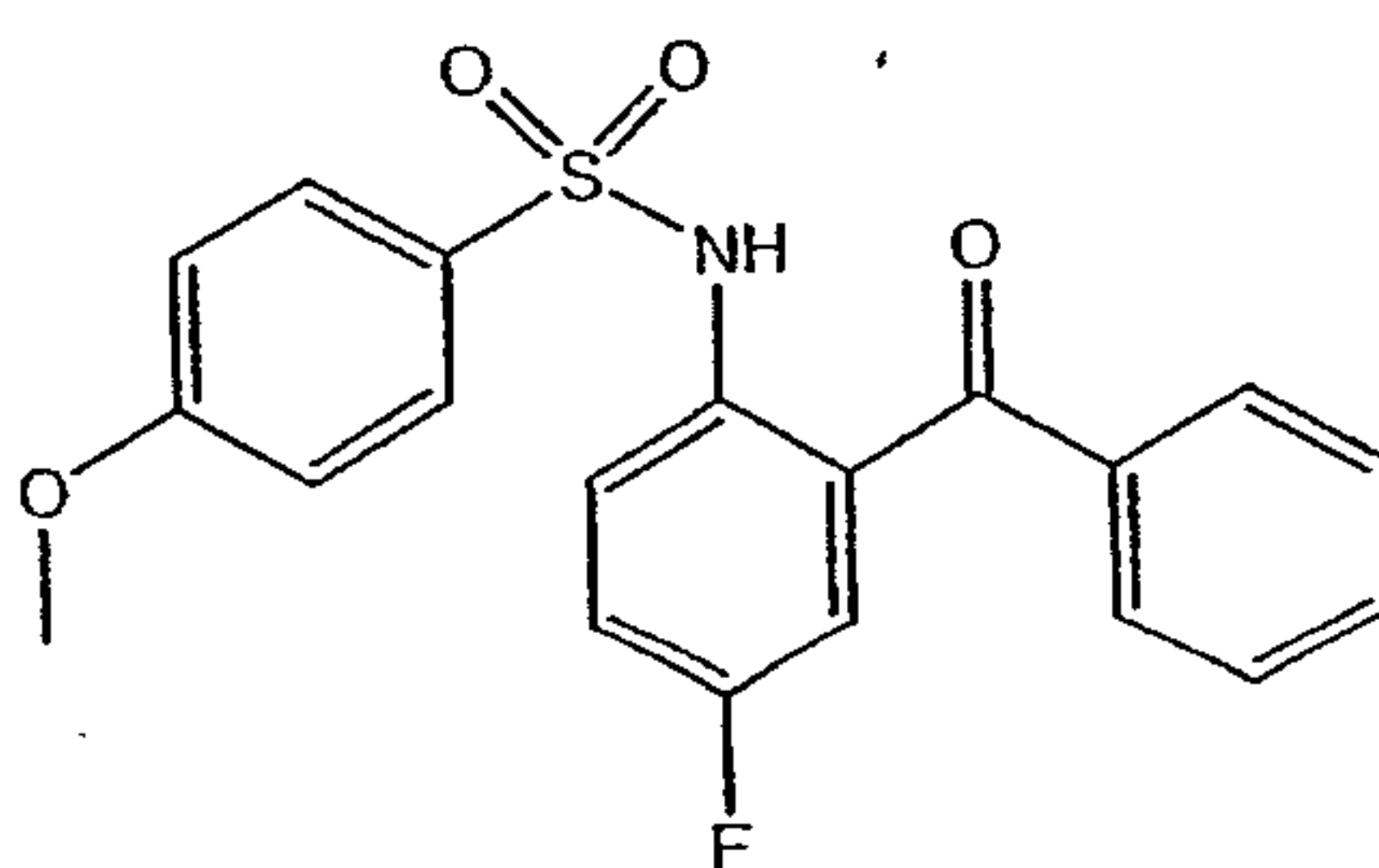
81.



82.

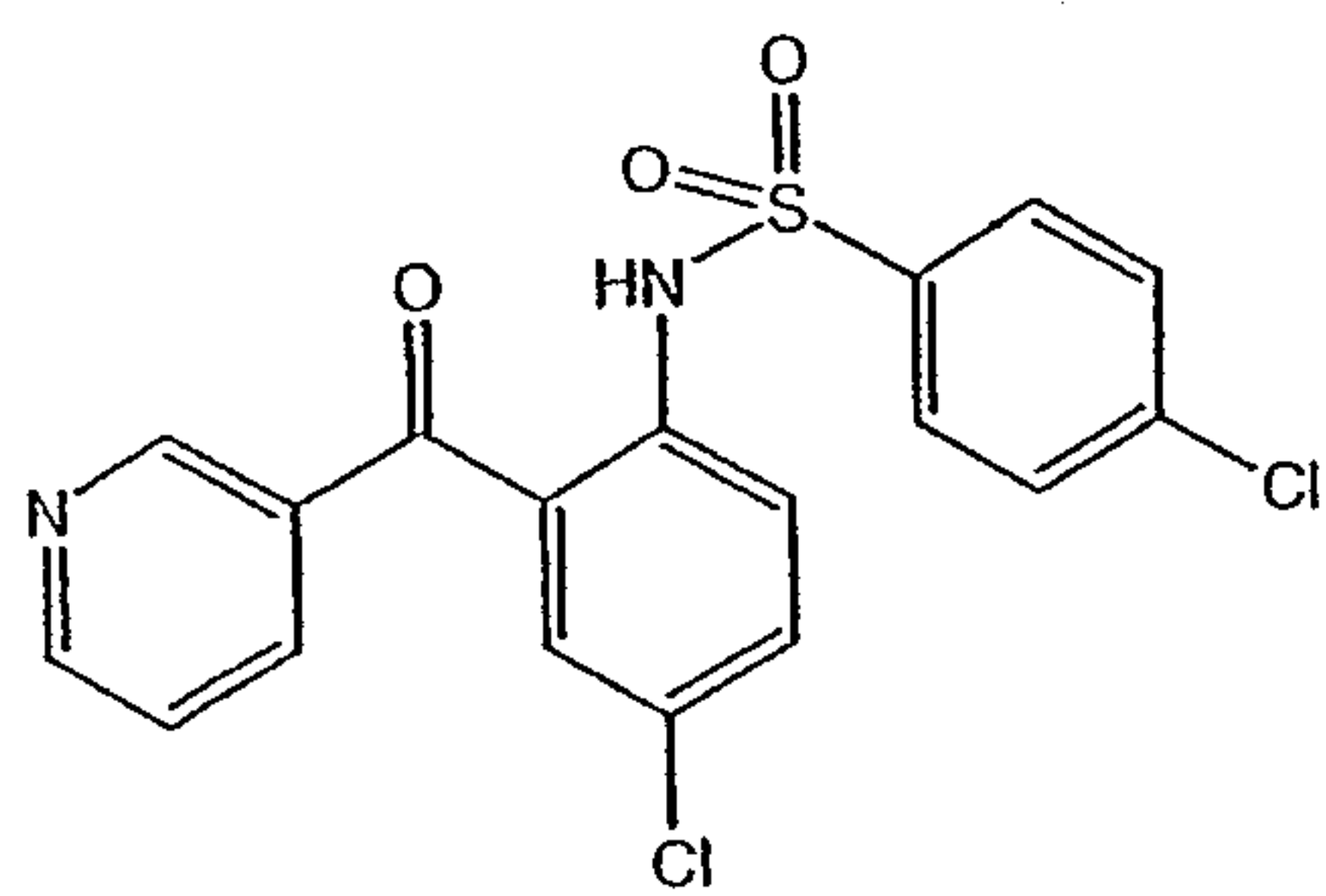


83.

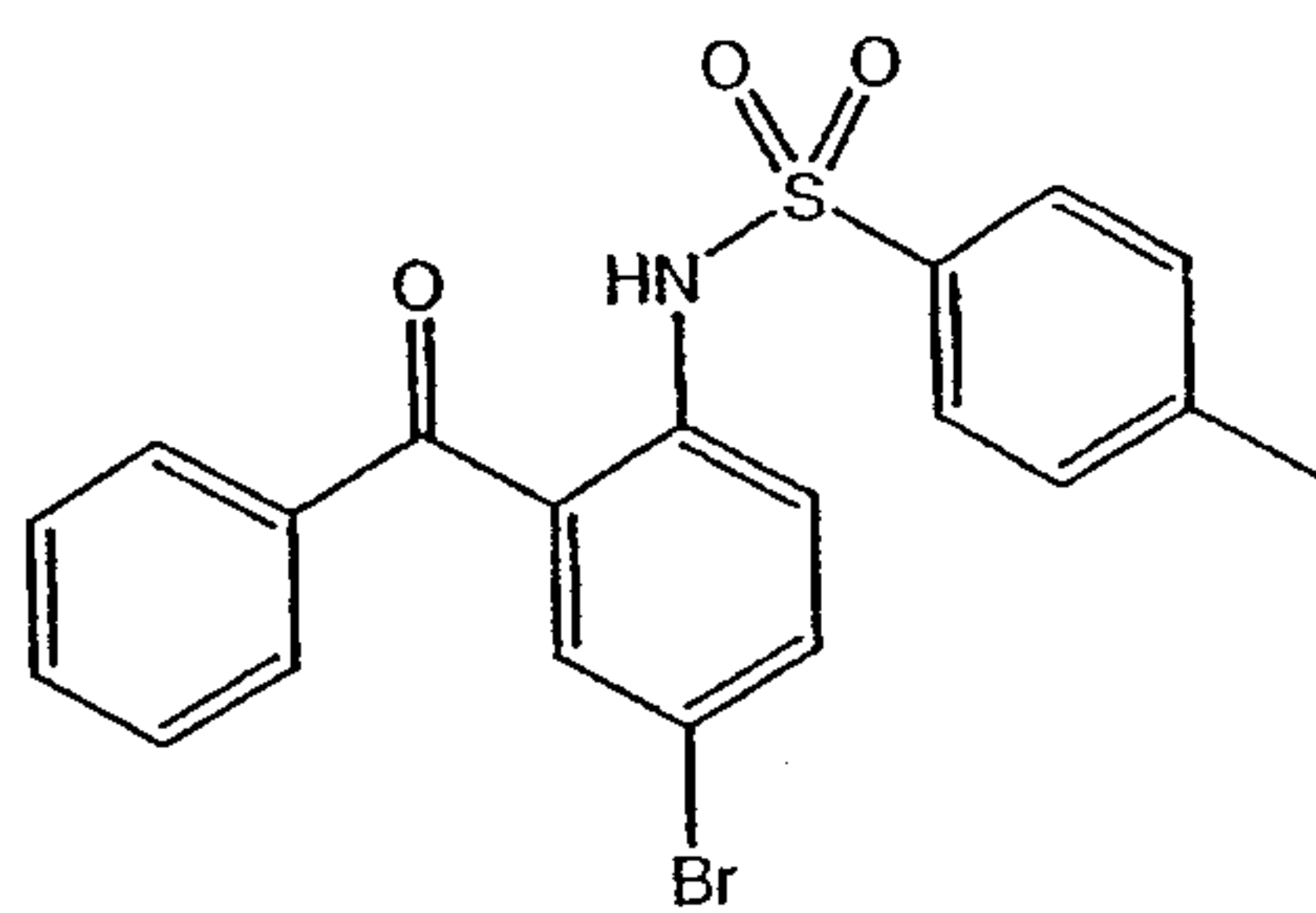


84.

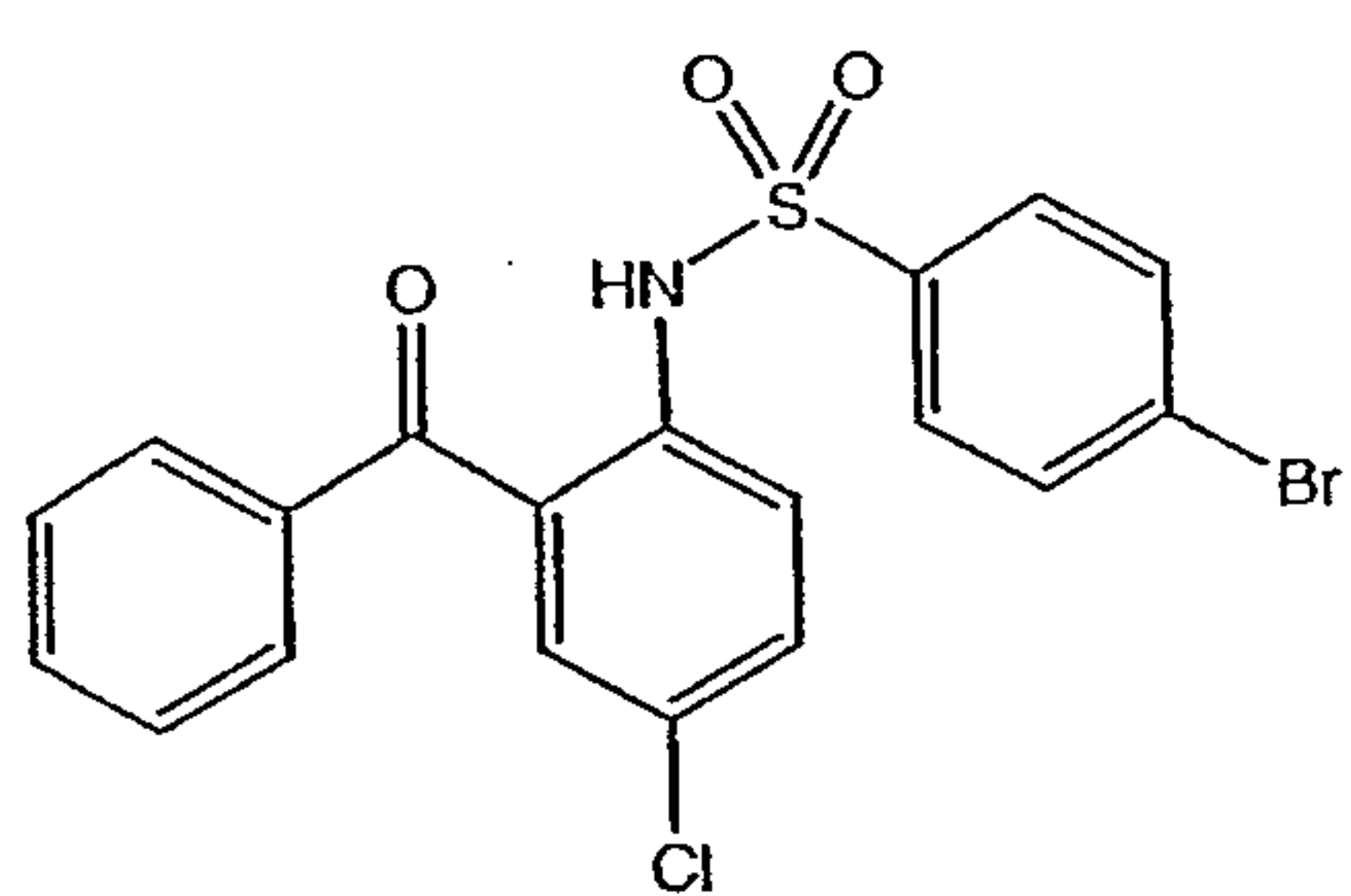
31



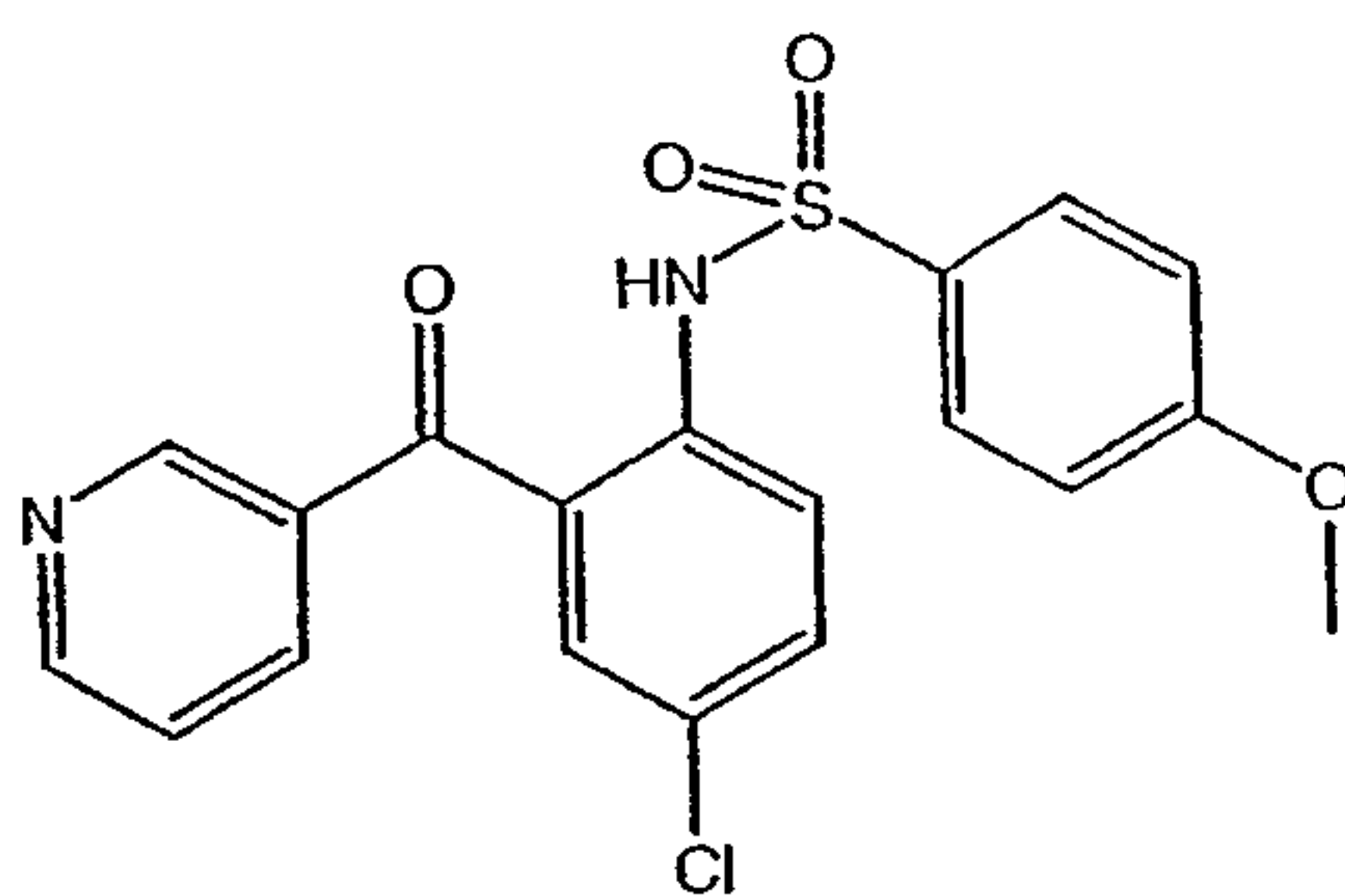
85.



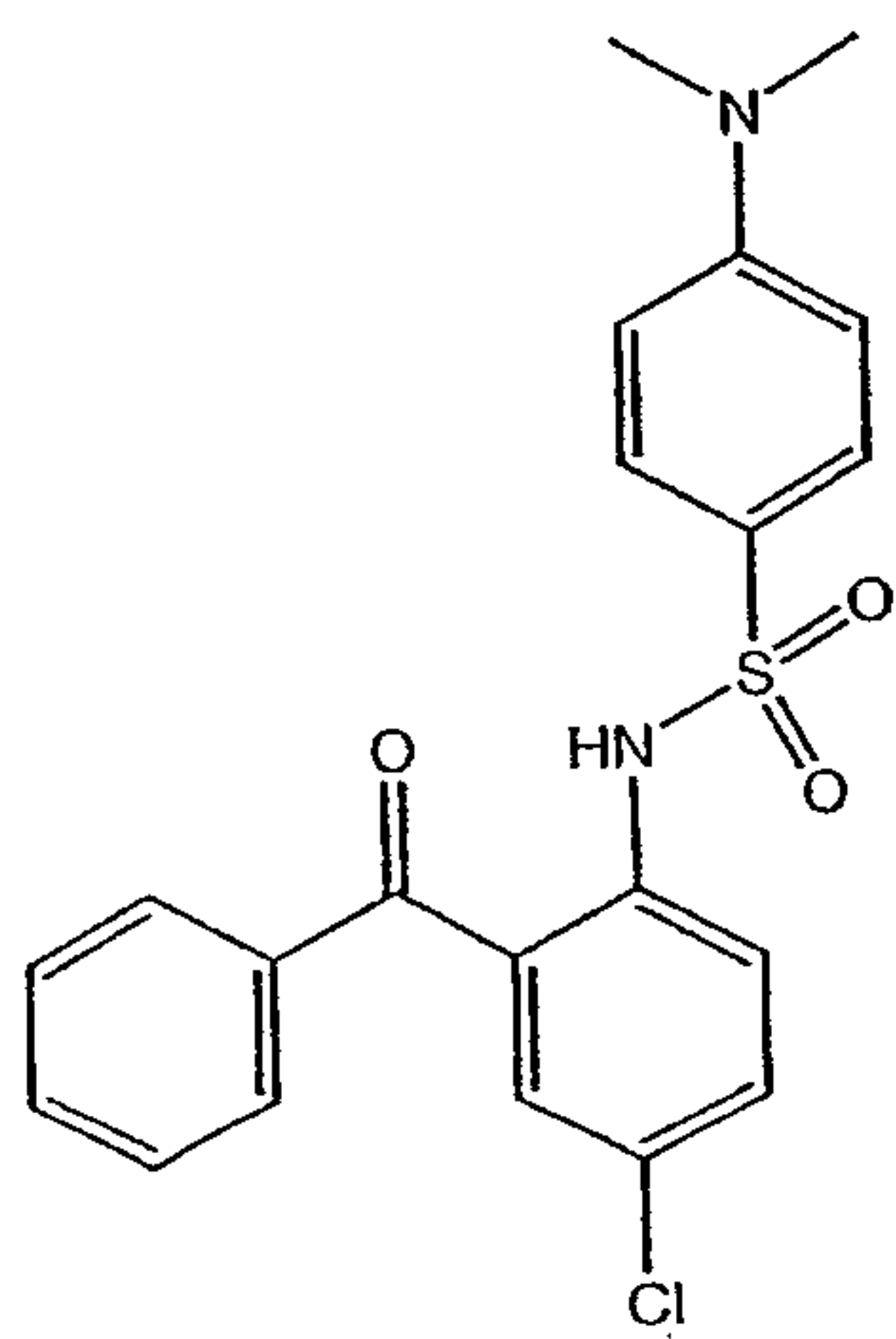
86.



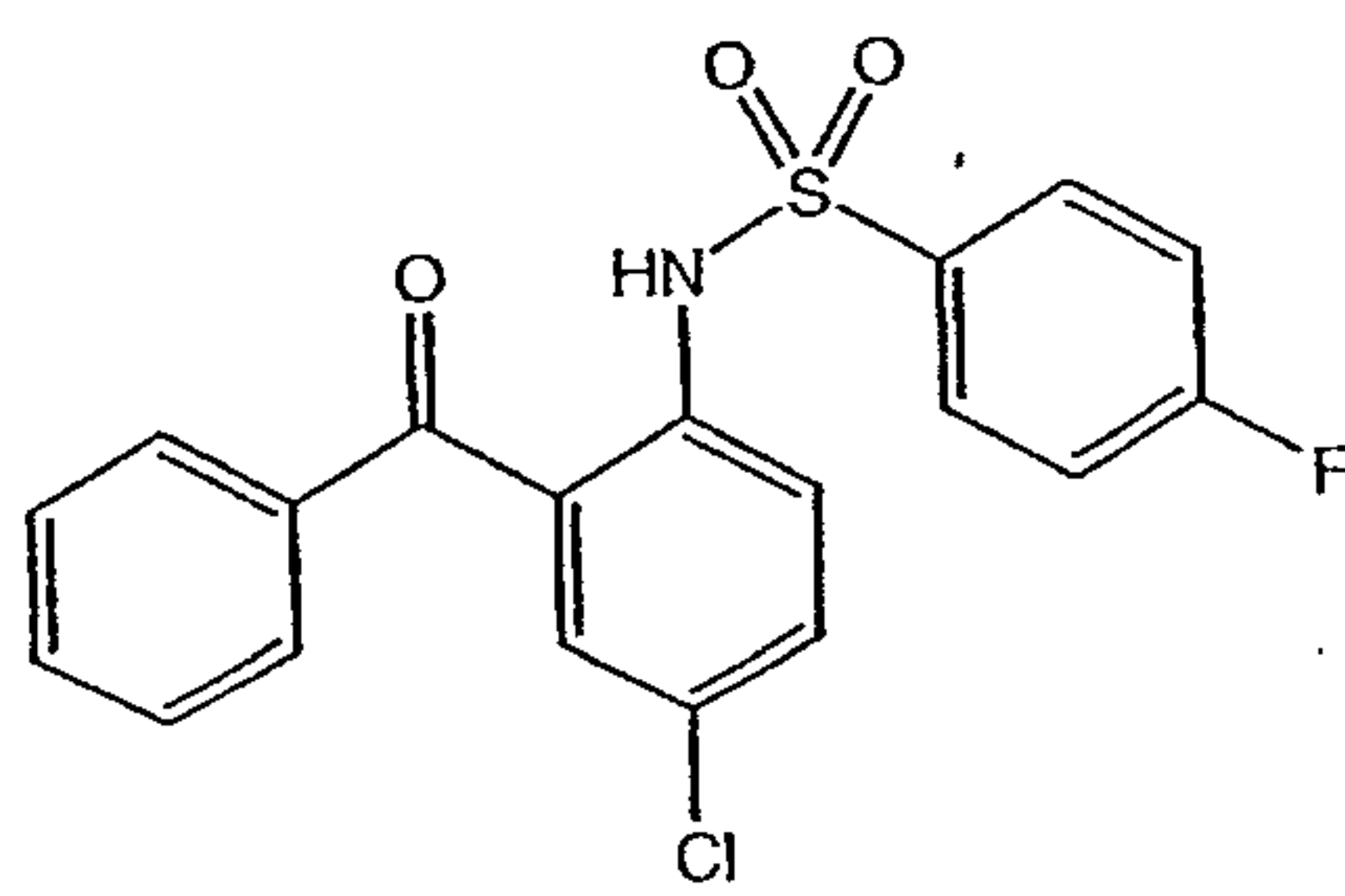
87.



88.

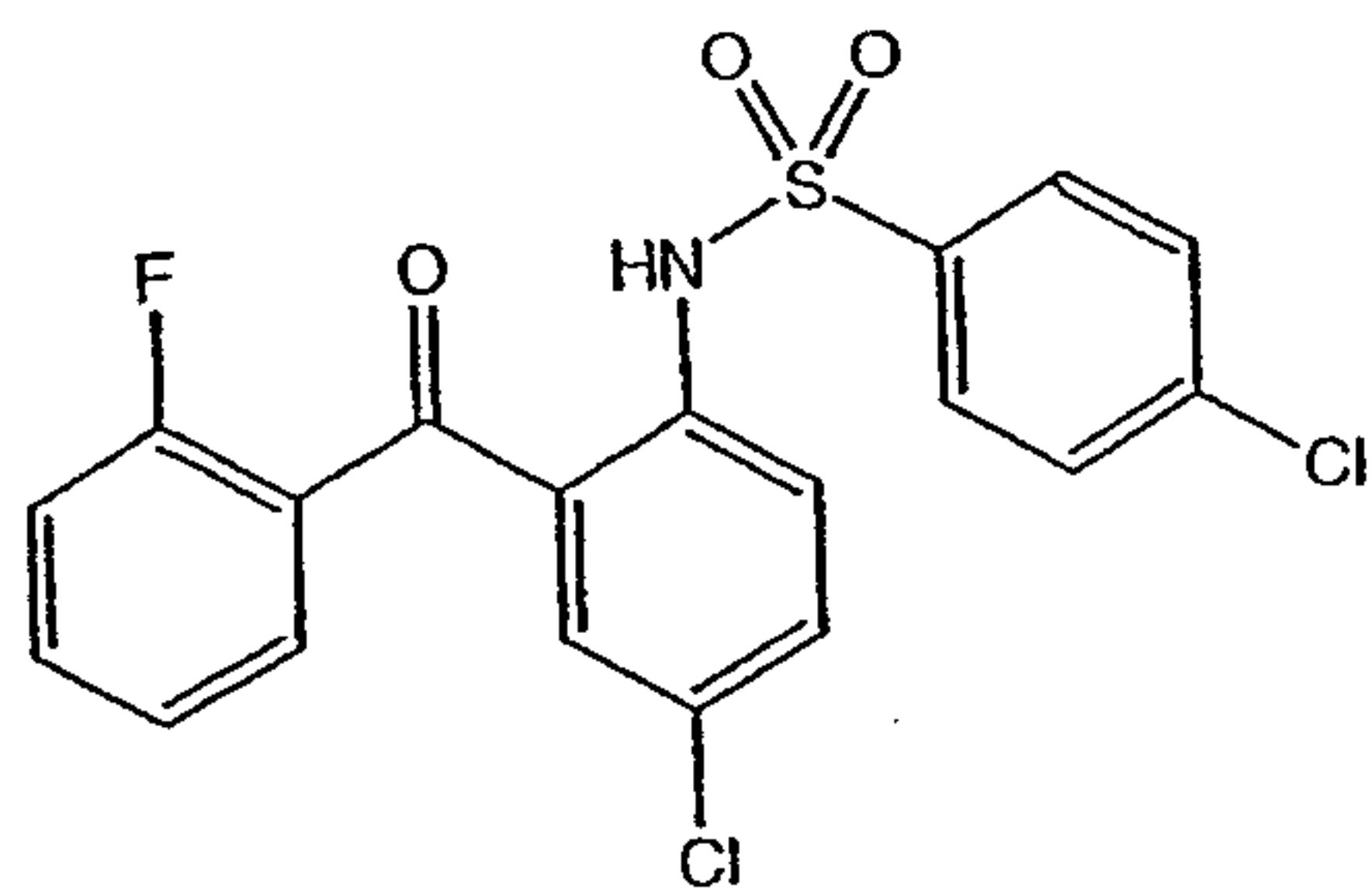


89.

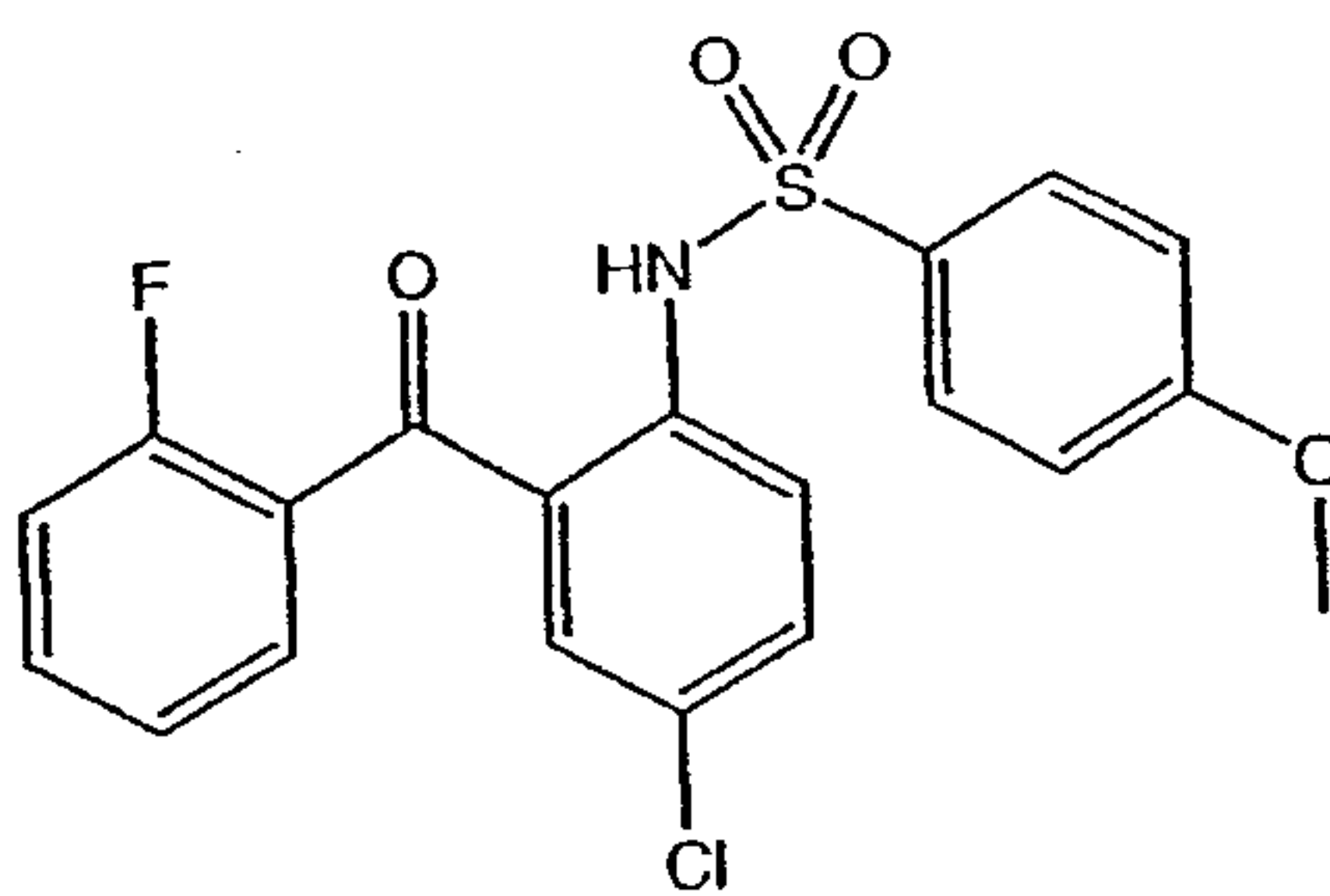


90.

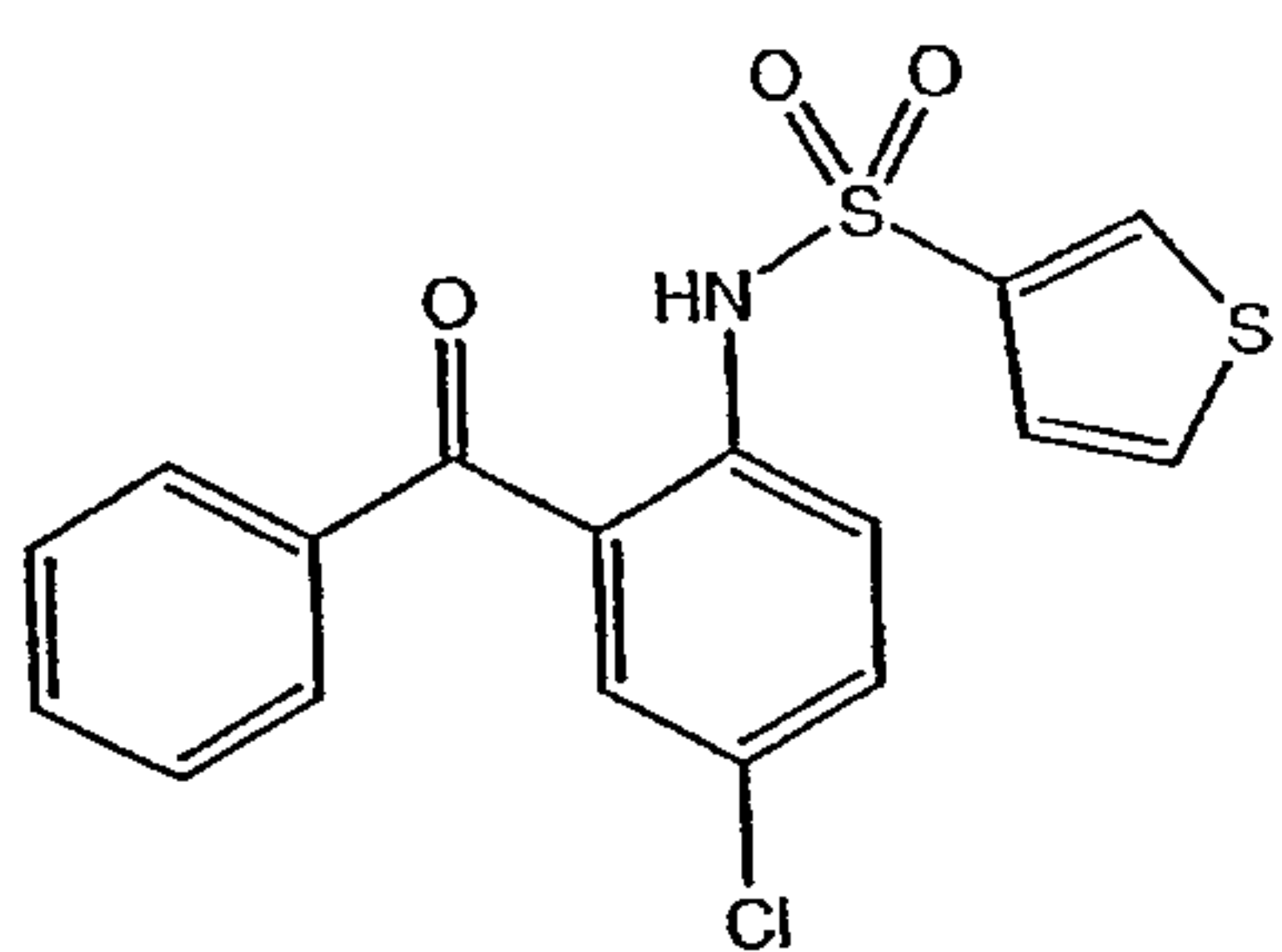
32



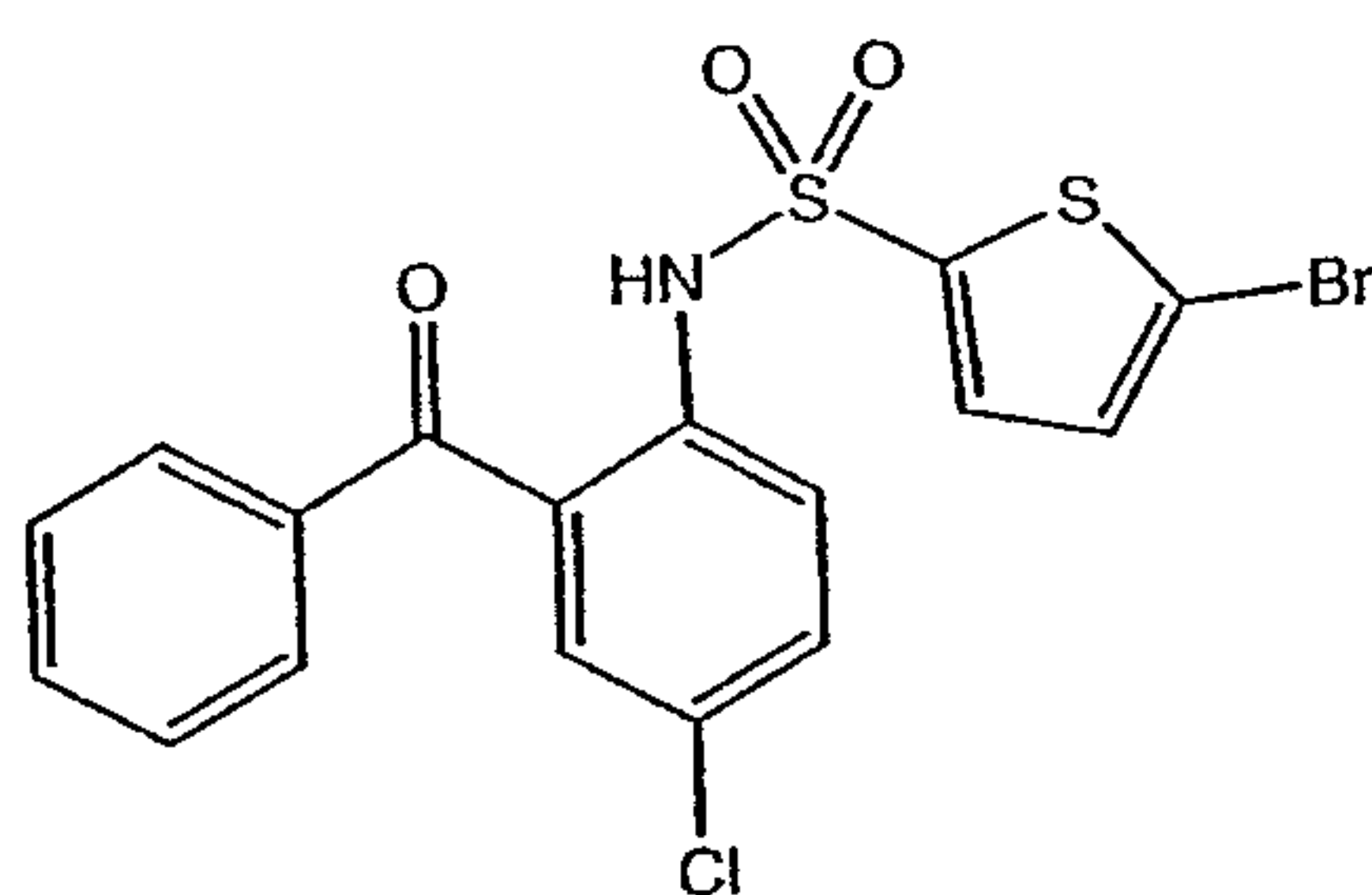
91.



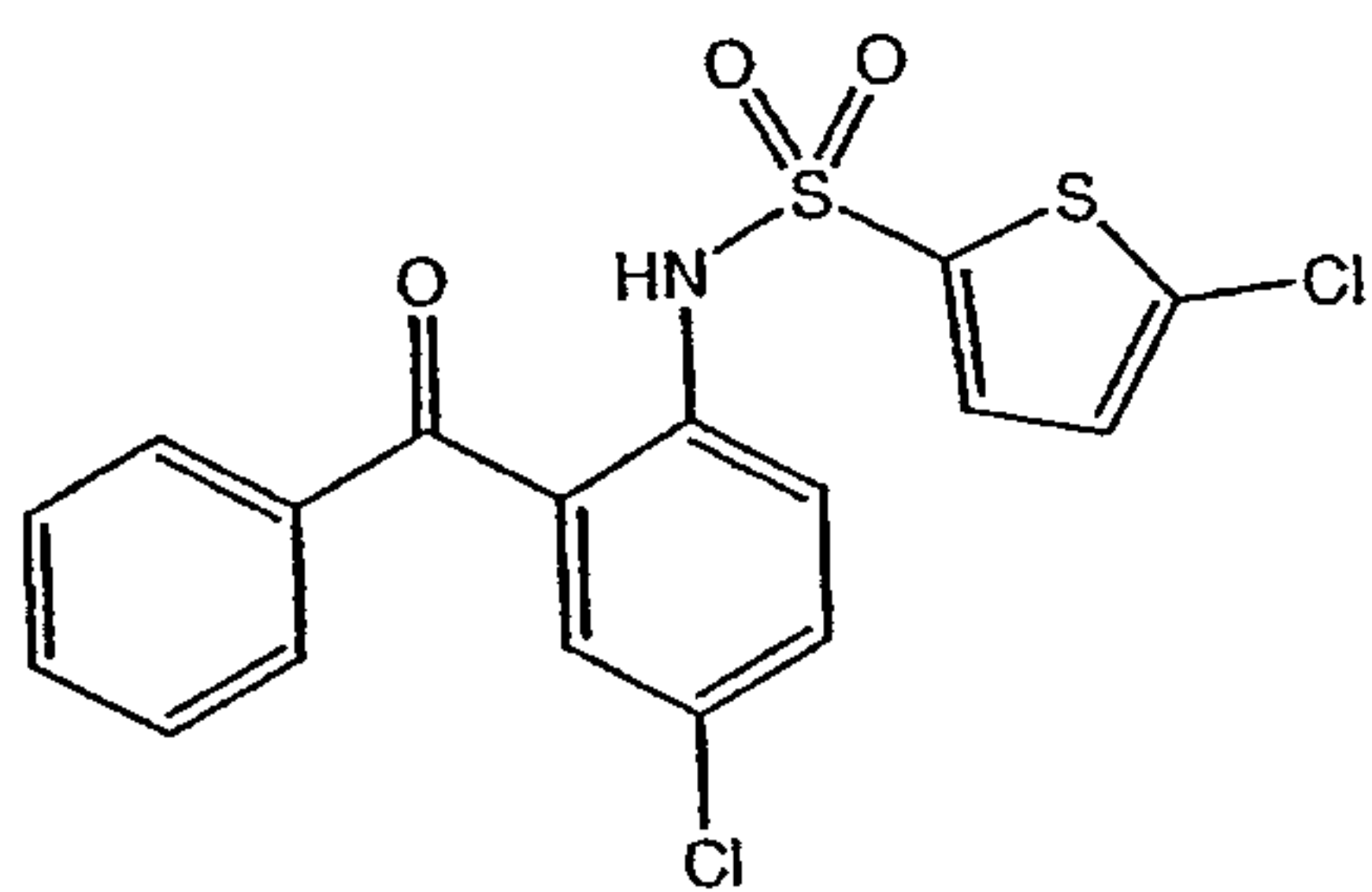
92.



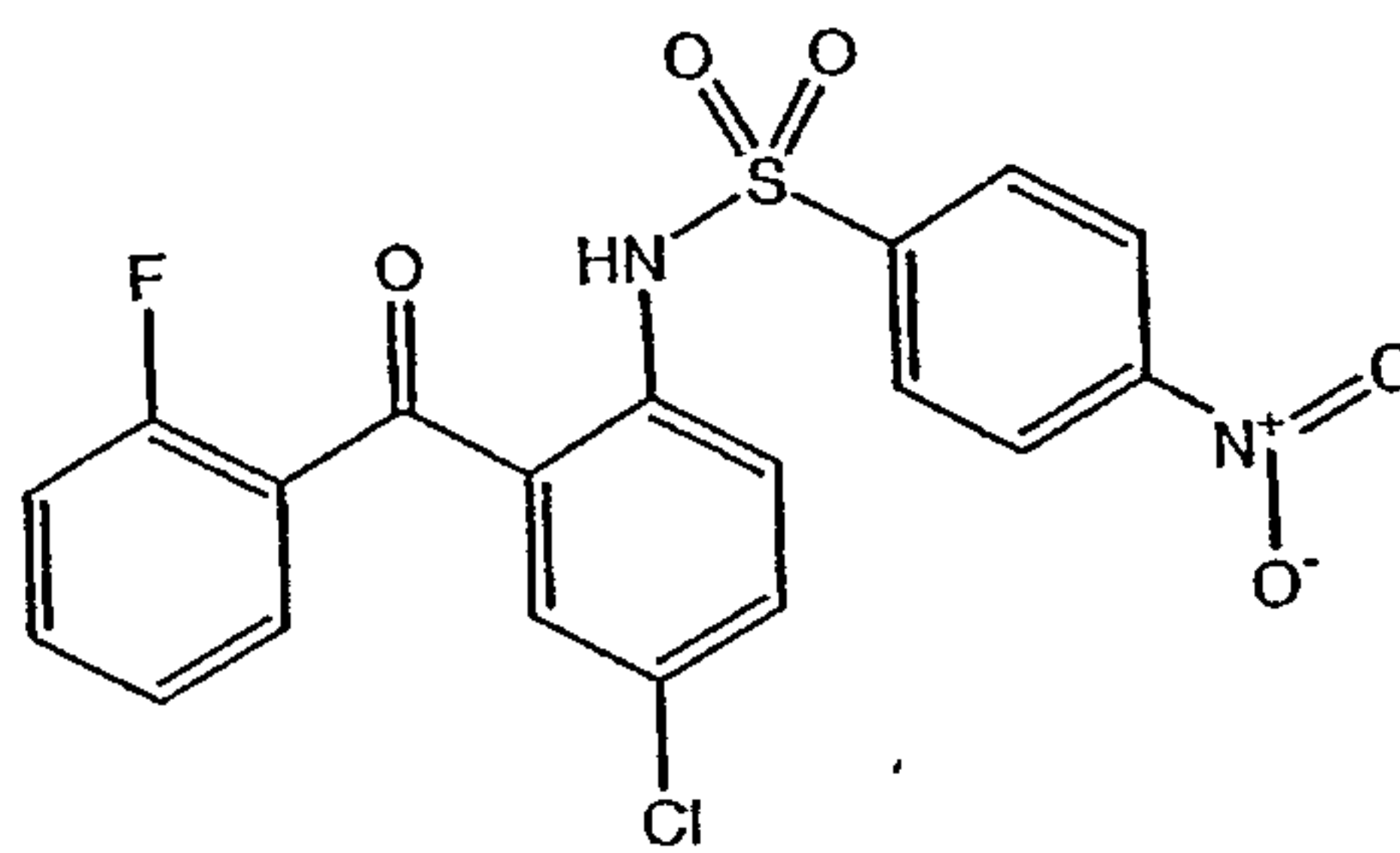
93.



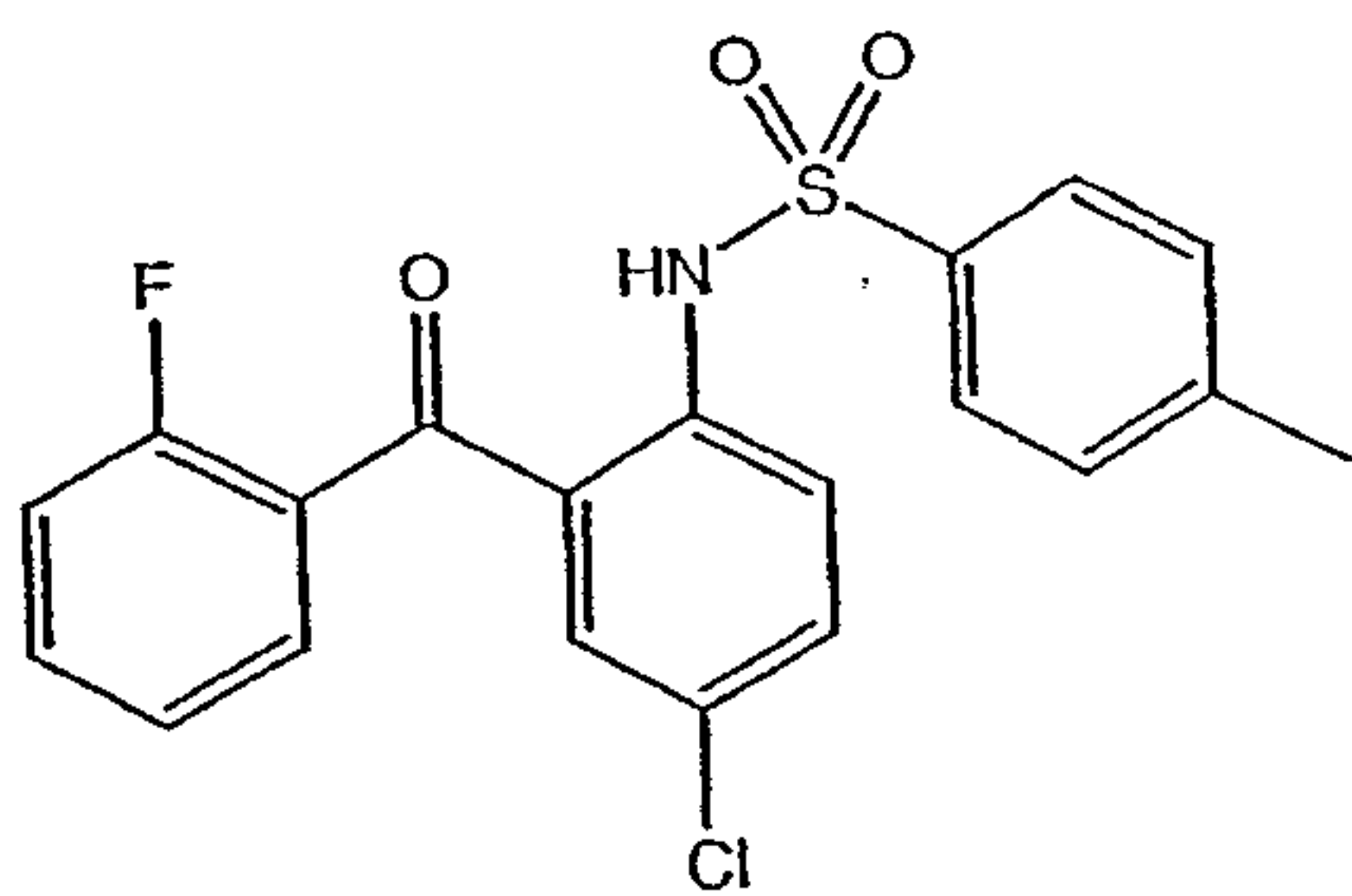
94.



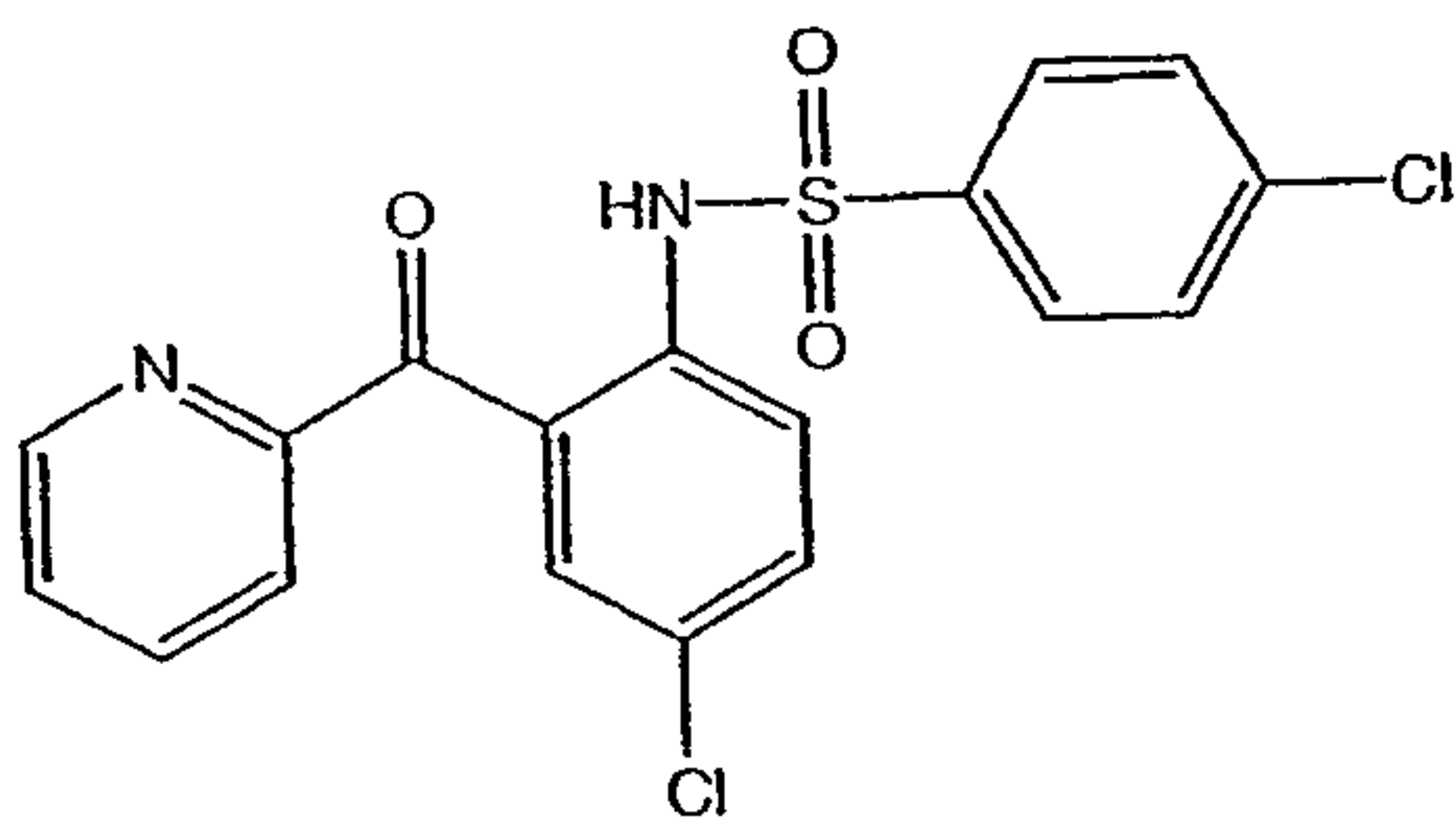
95.



96.

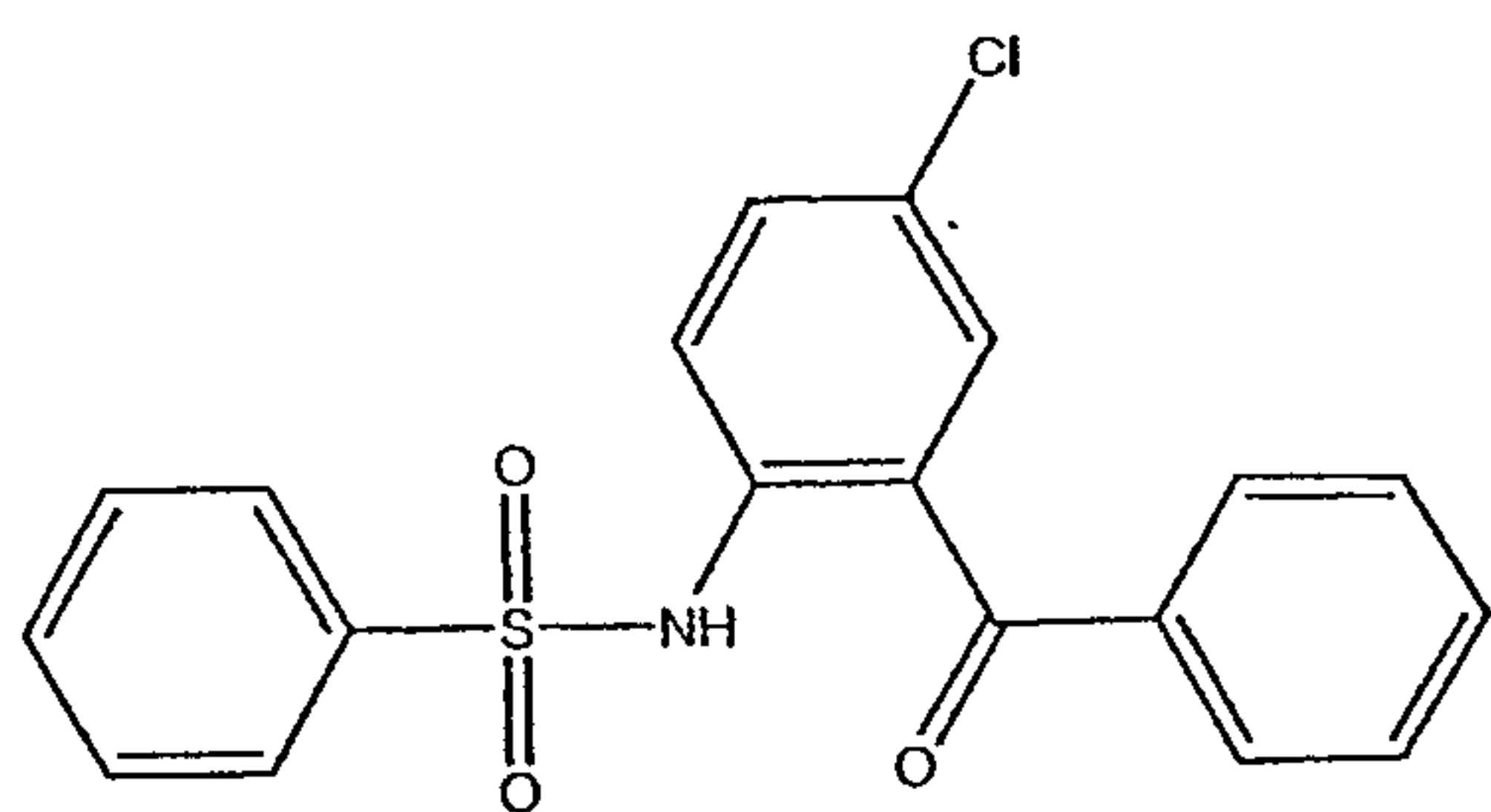


97.

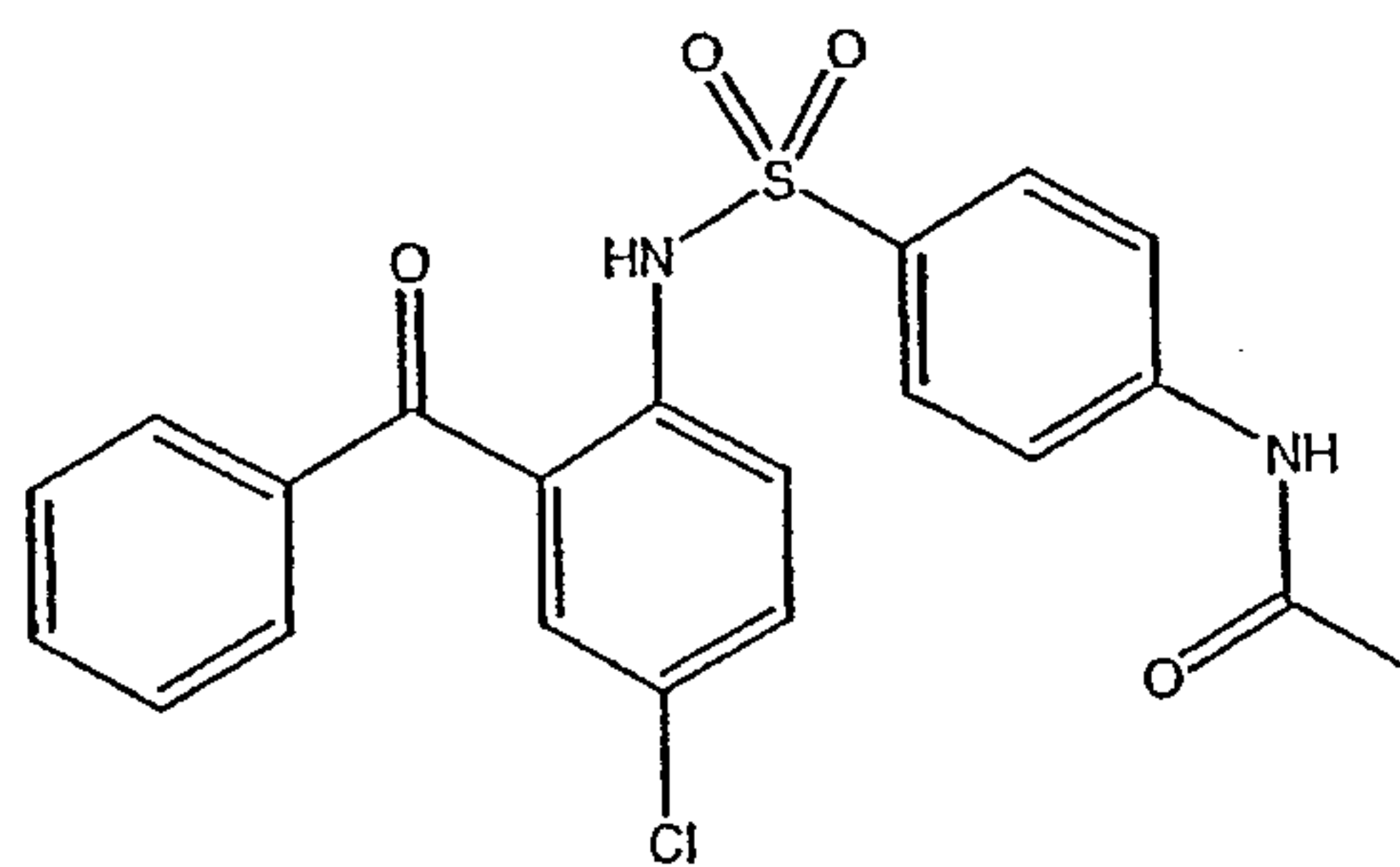


98.

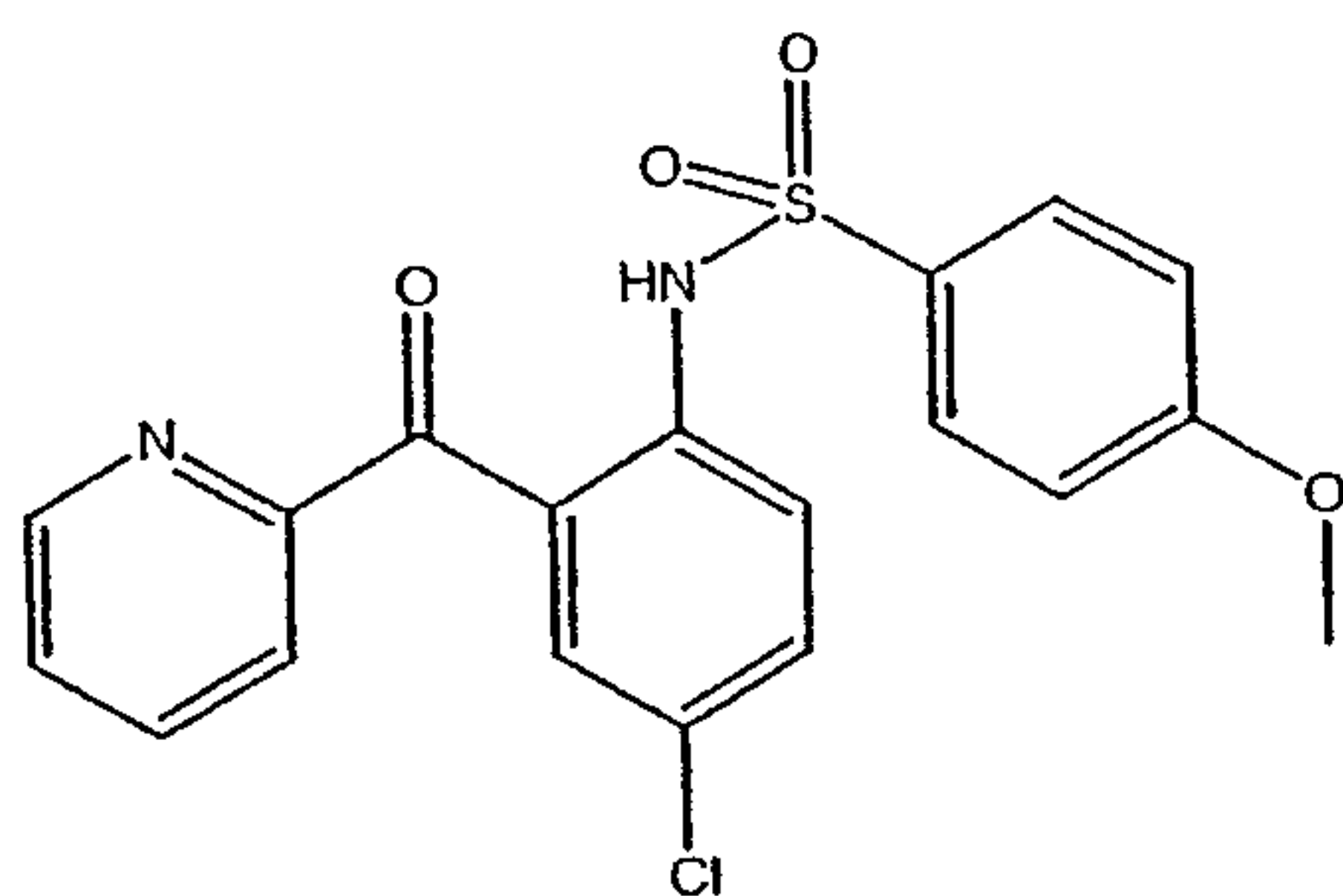
33



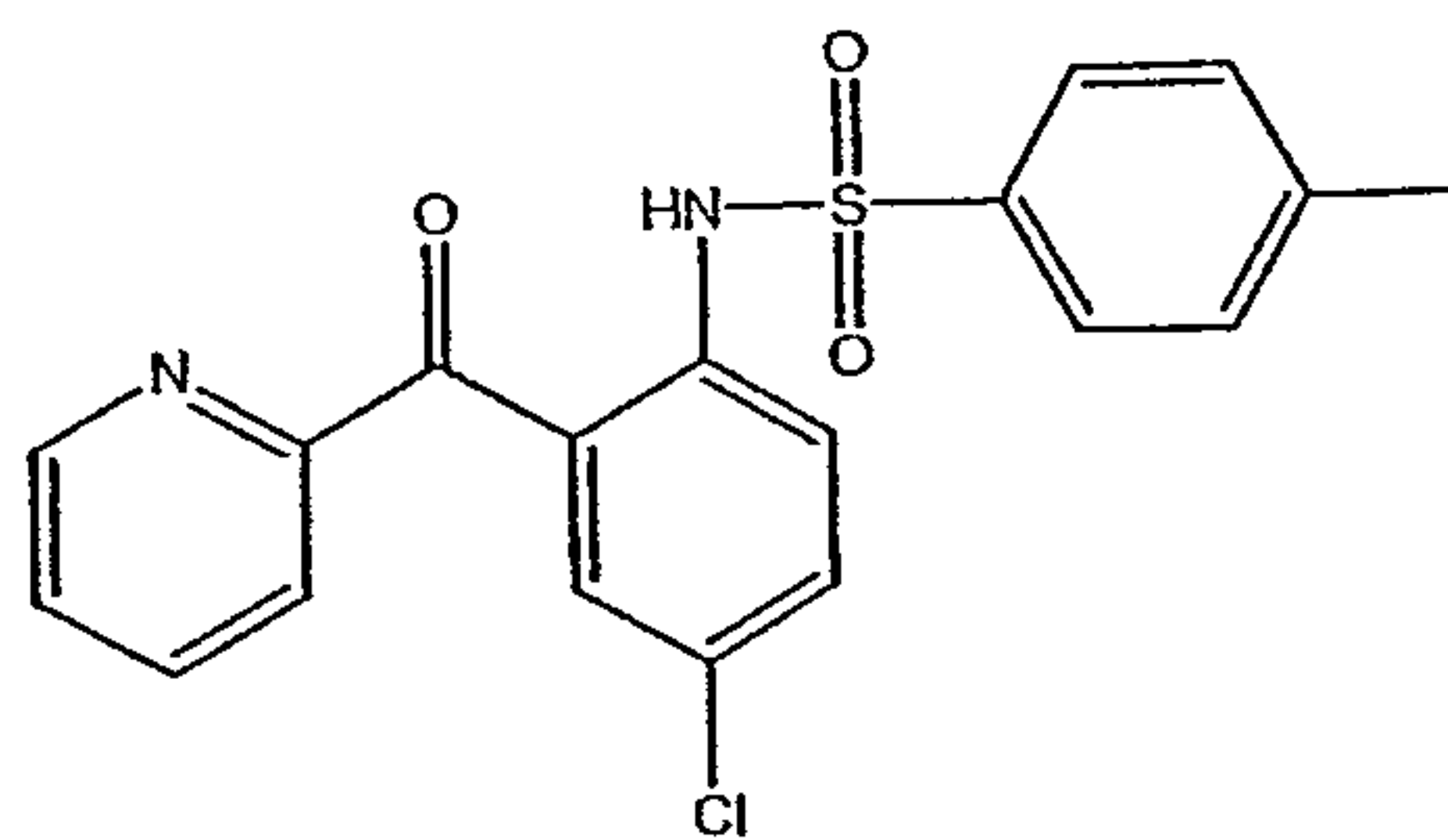
99.



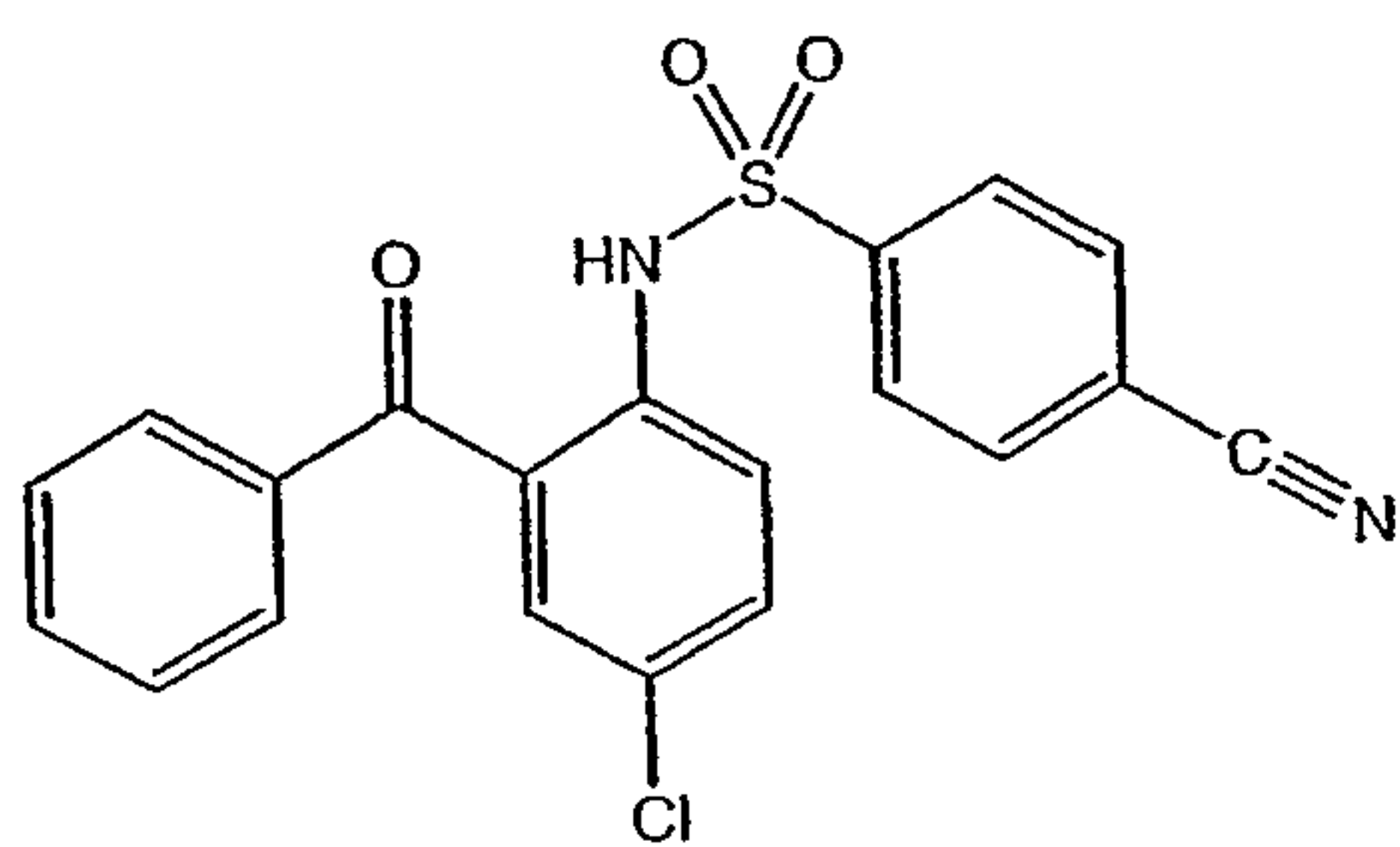
100.



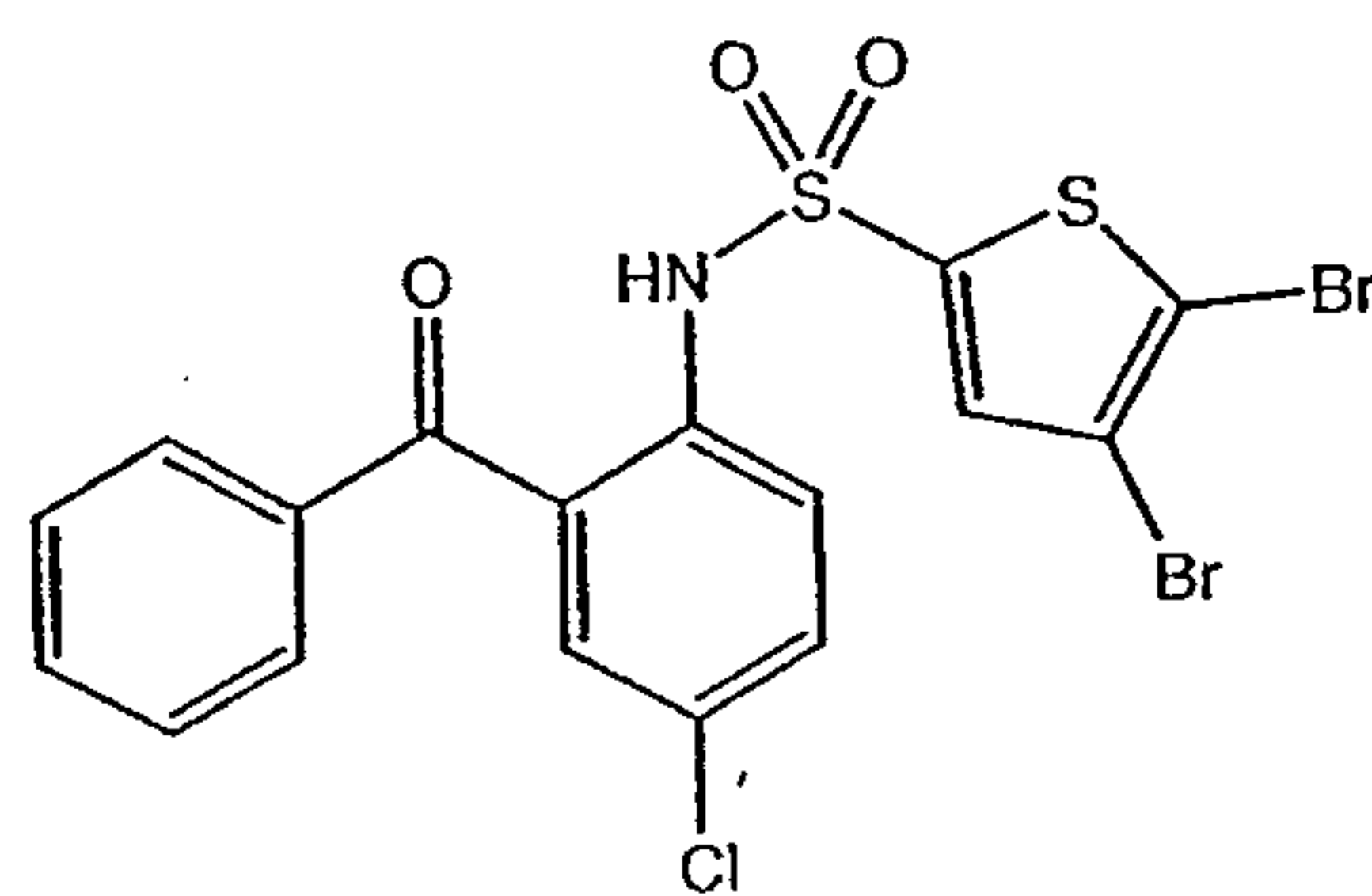
101.



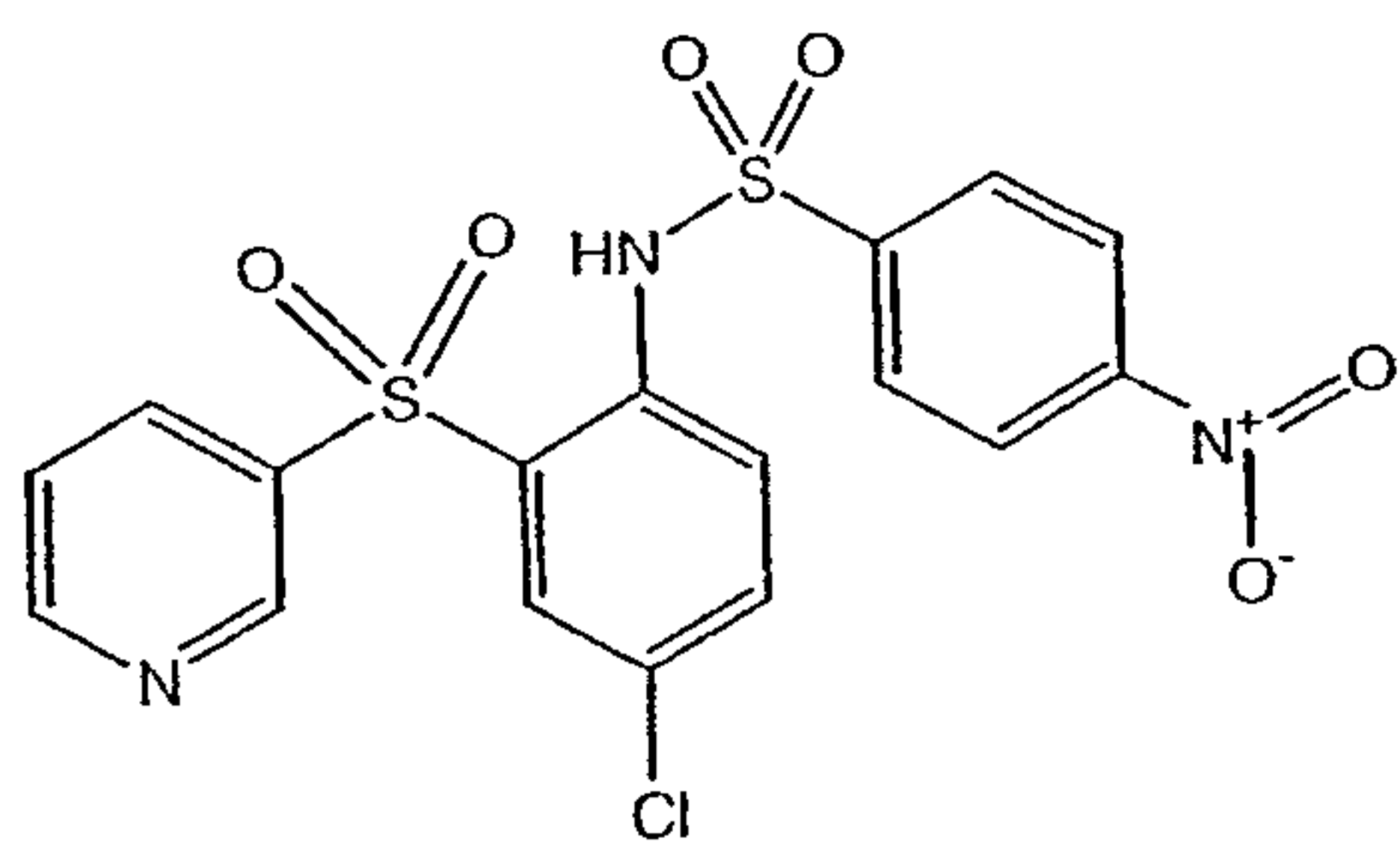
102.



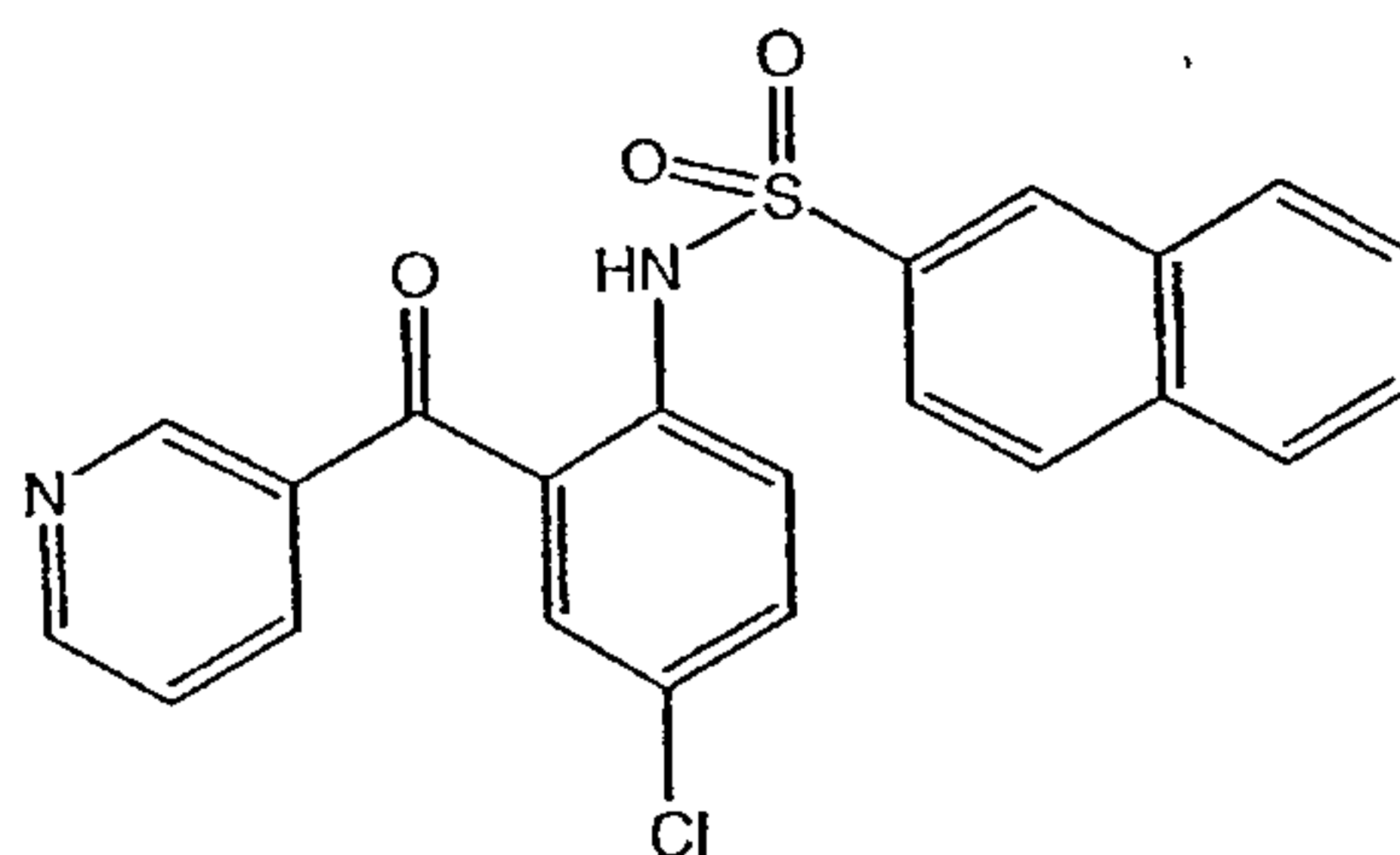
103.



104.

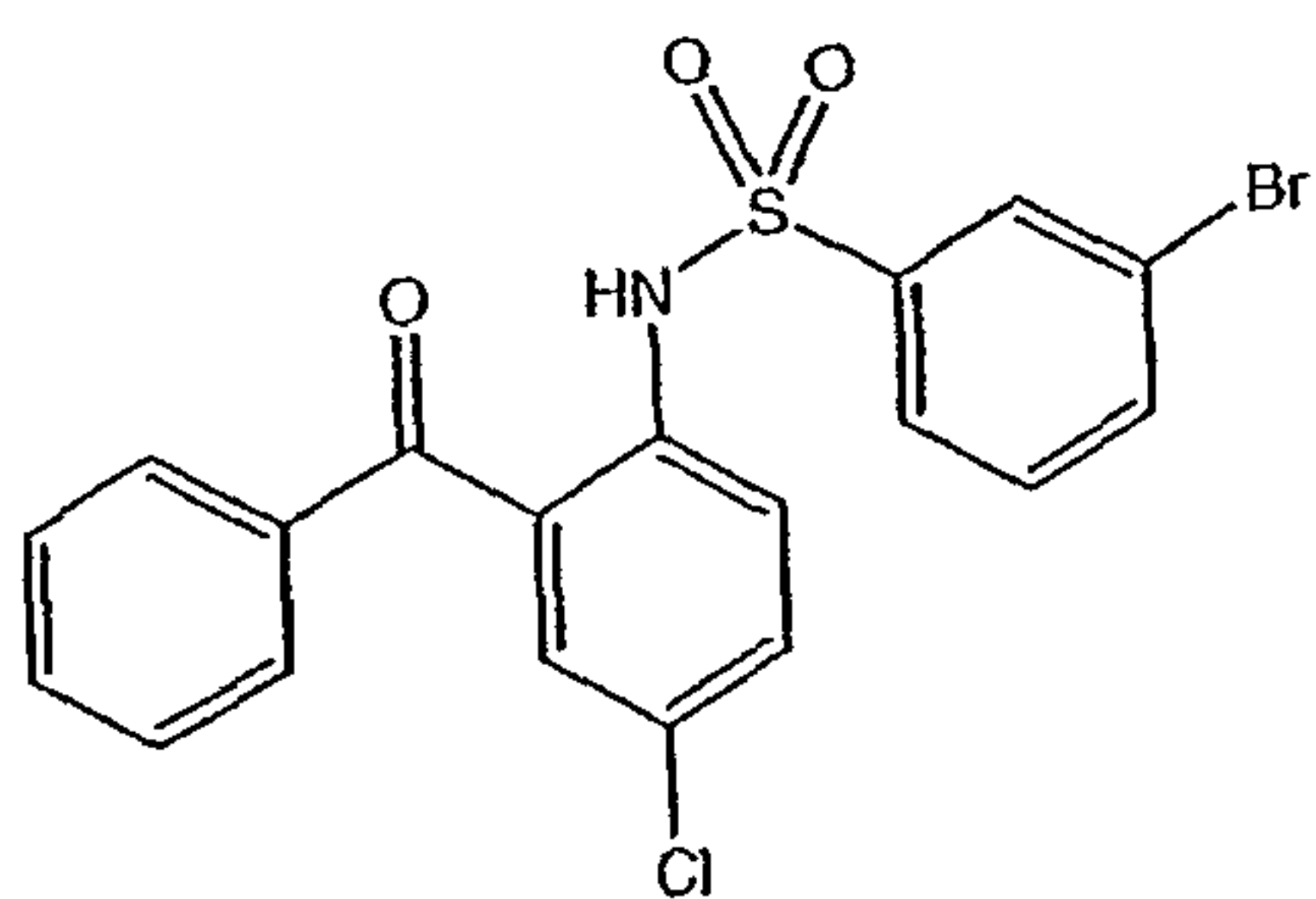


105.

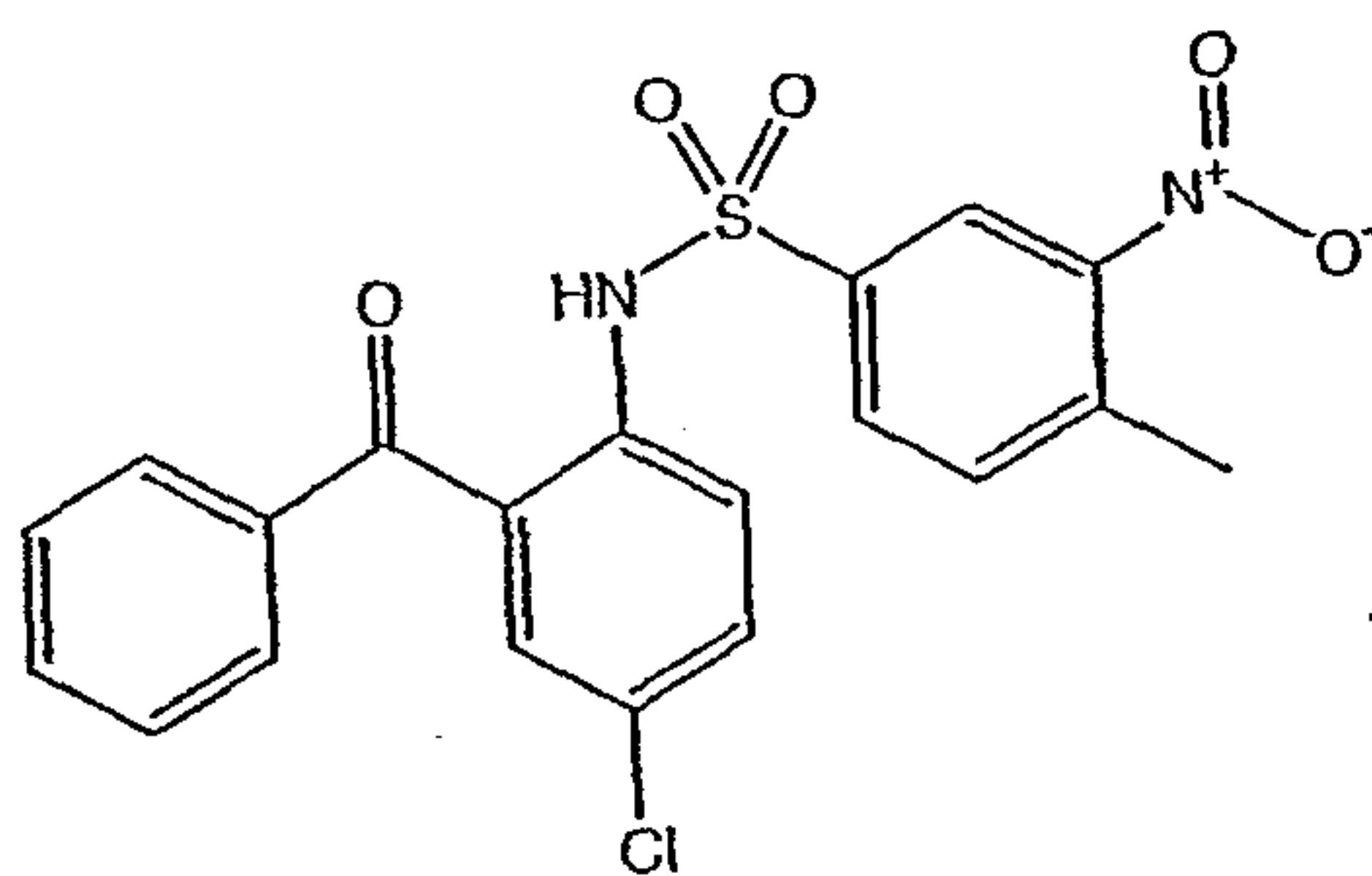


106.

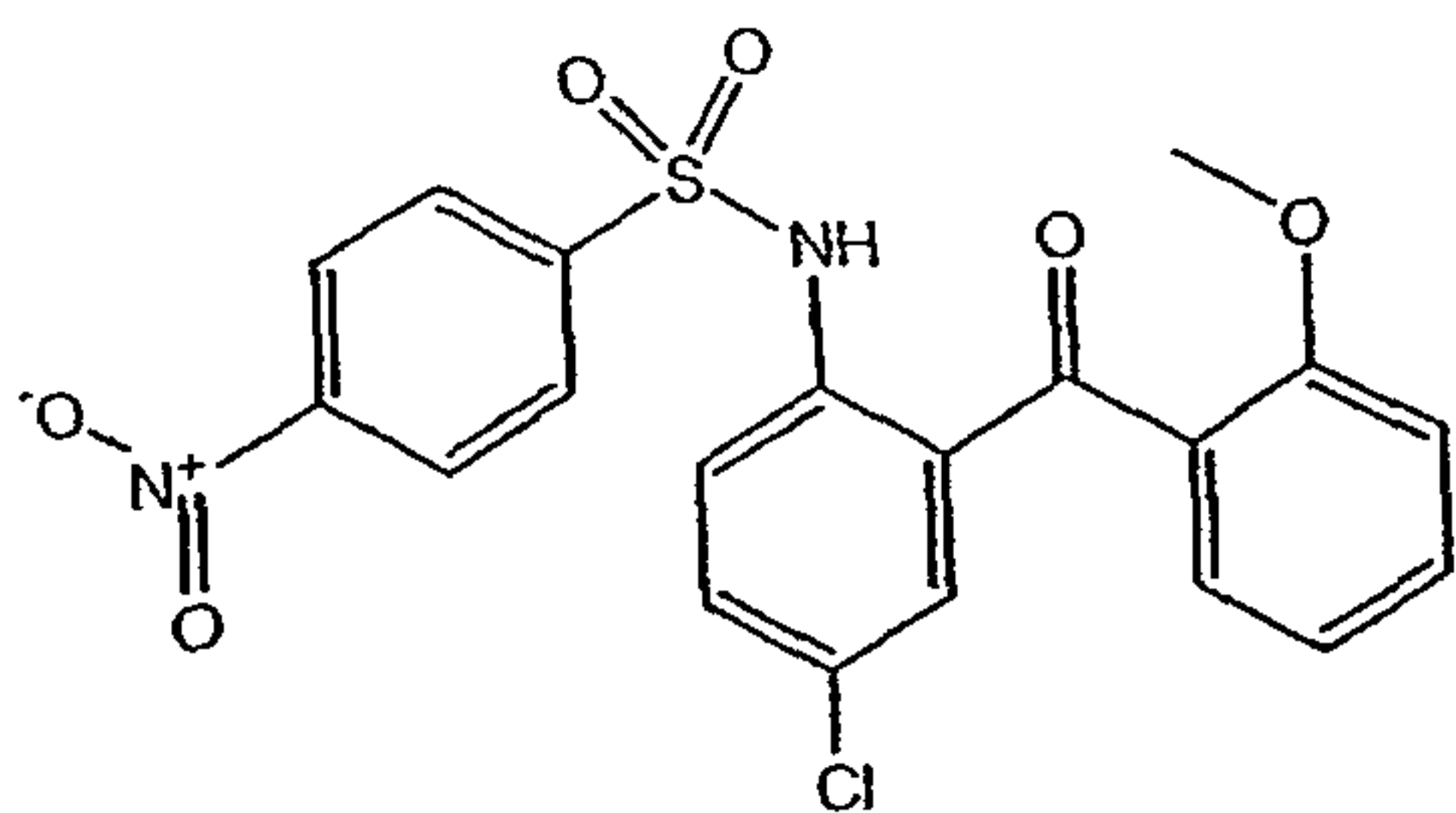
34



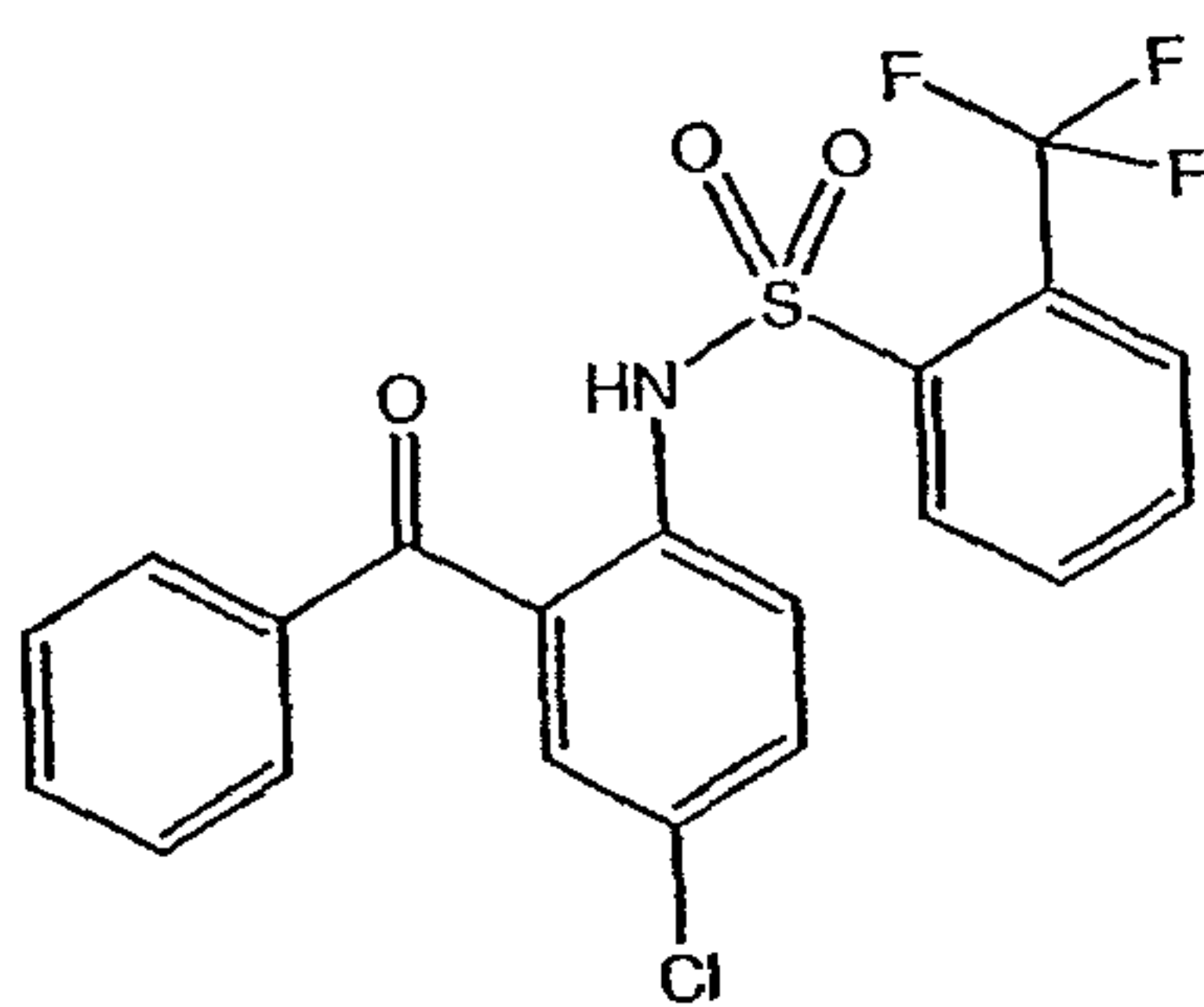
107.



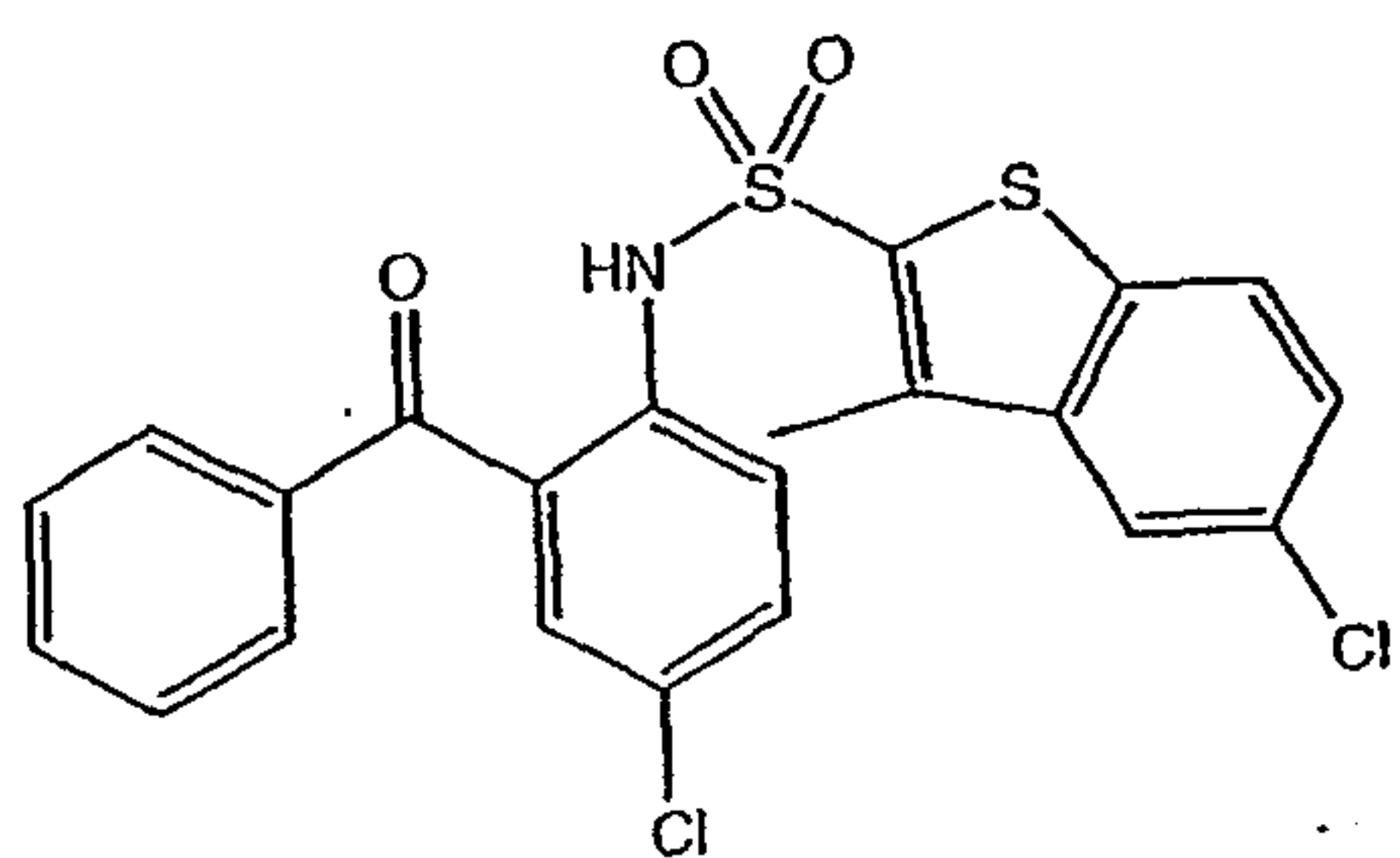
108.



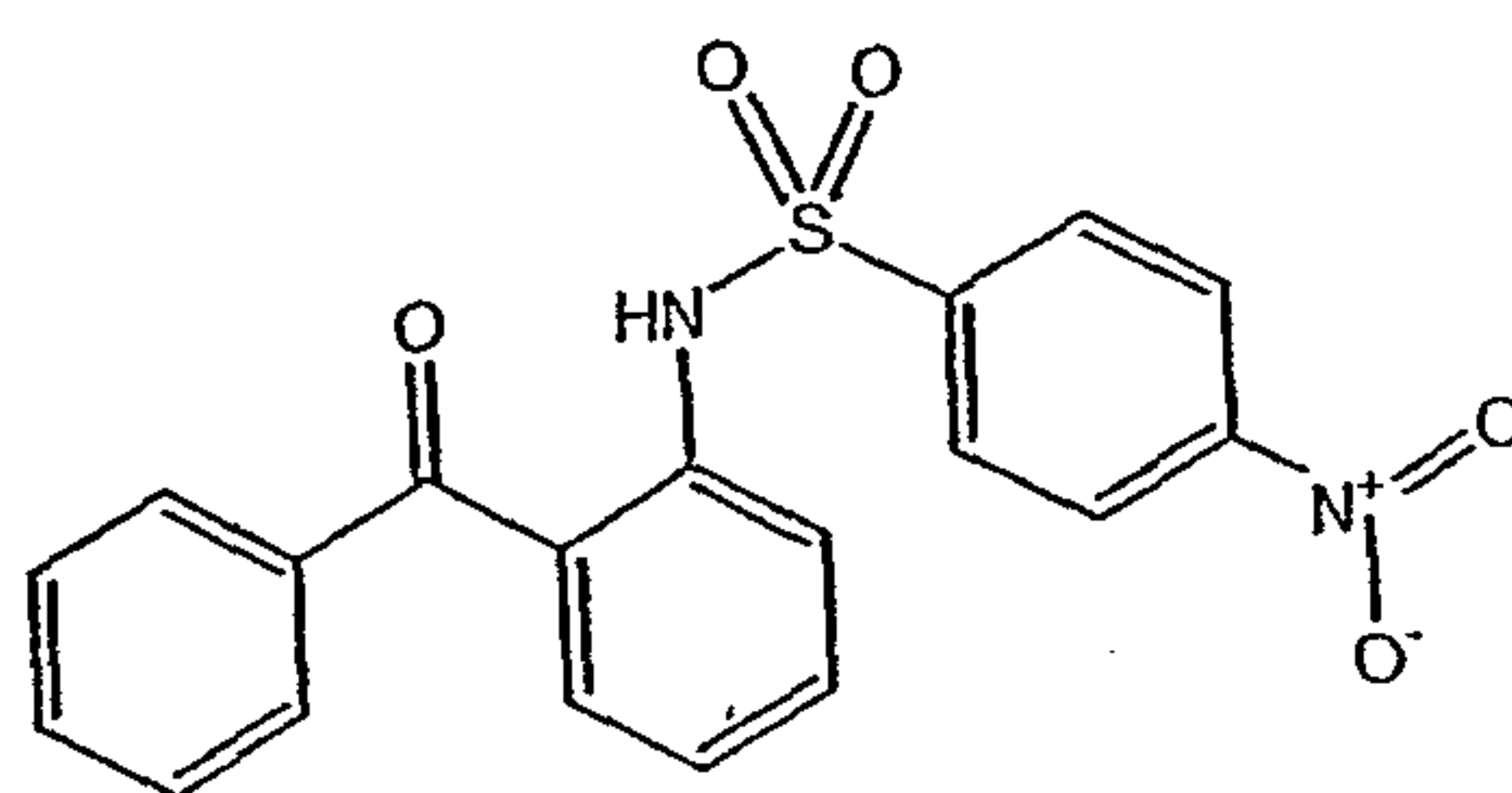
109.



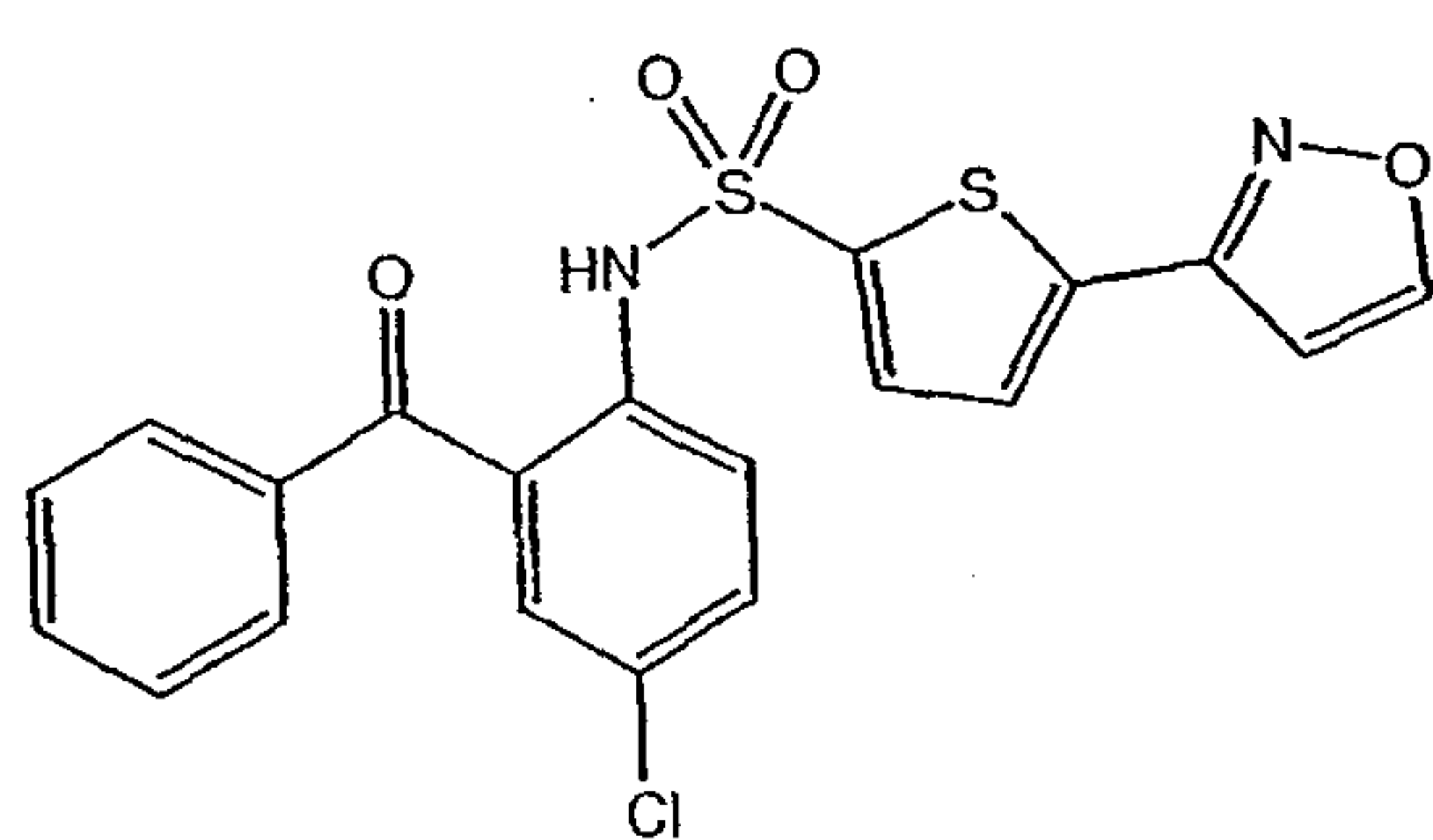
110.



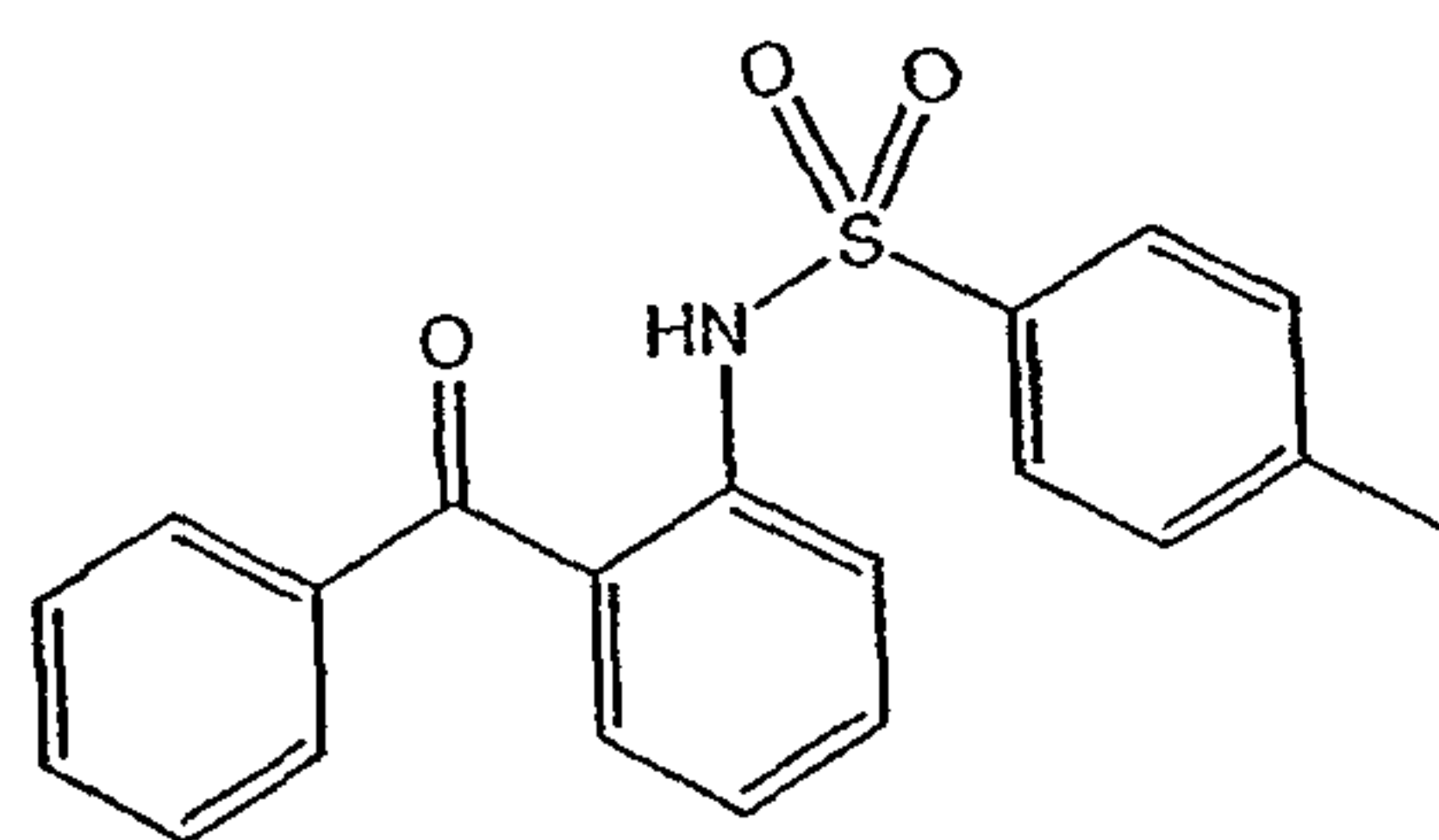
111.



112.

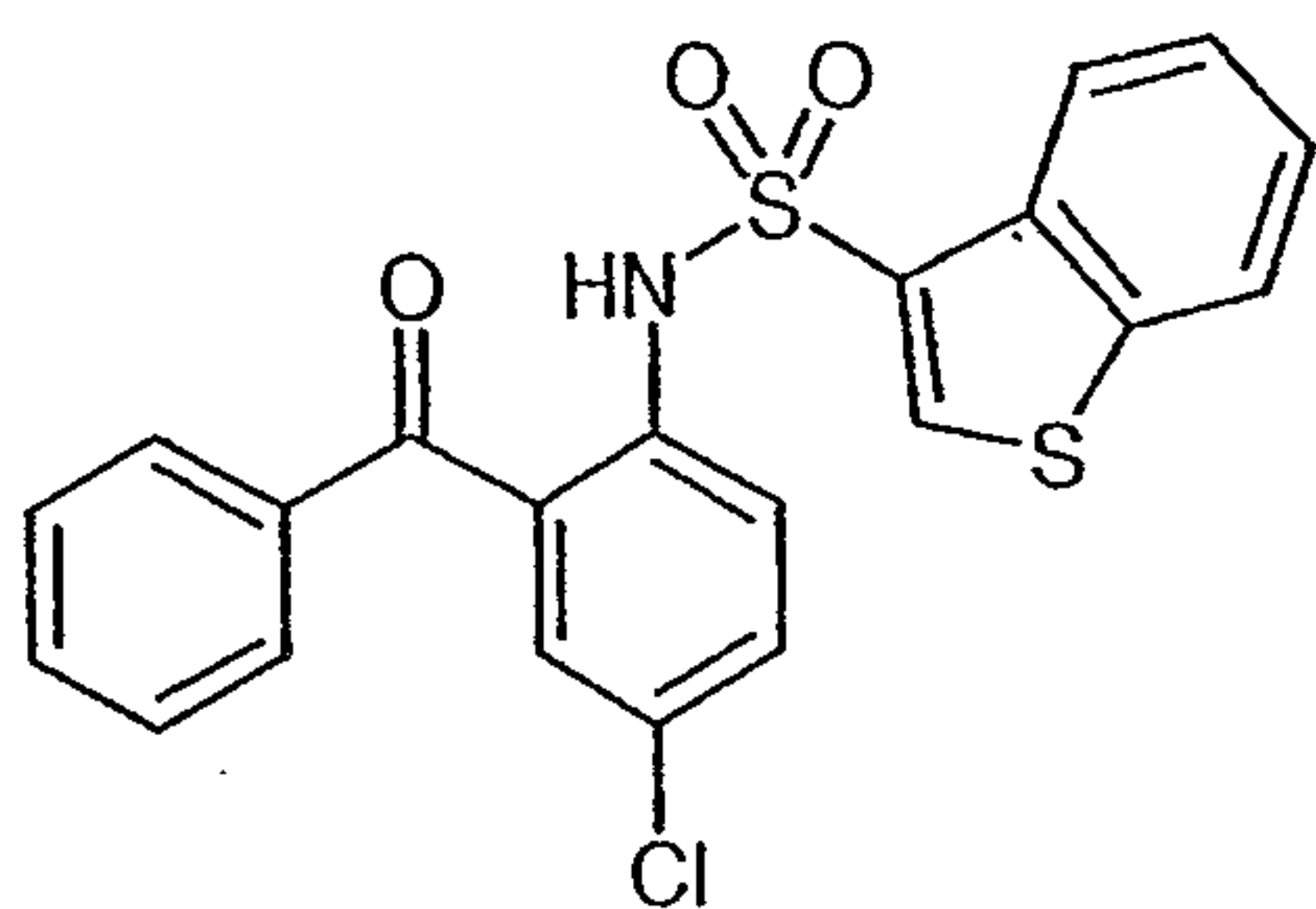


113.

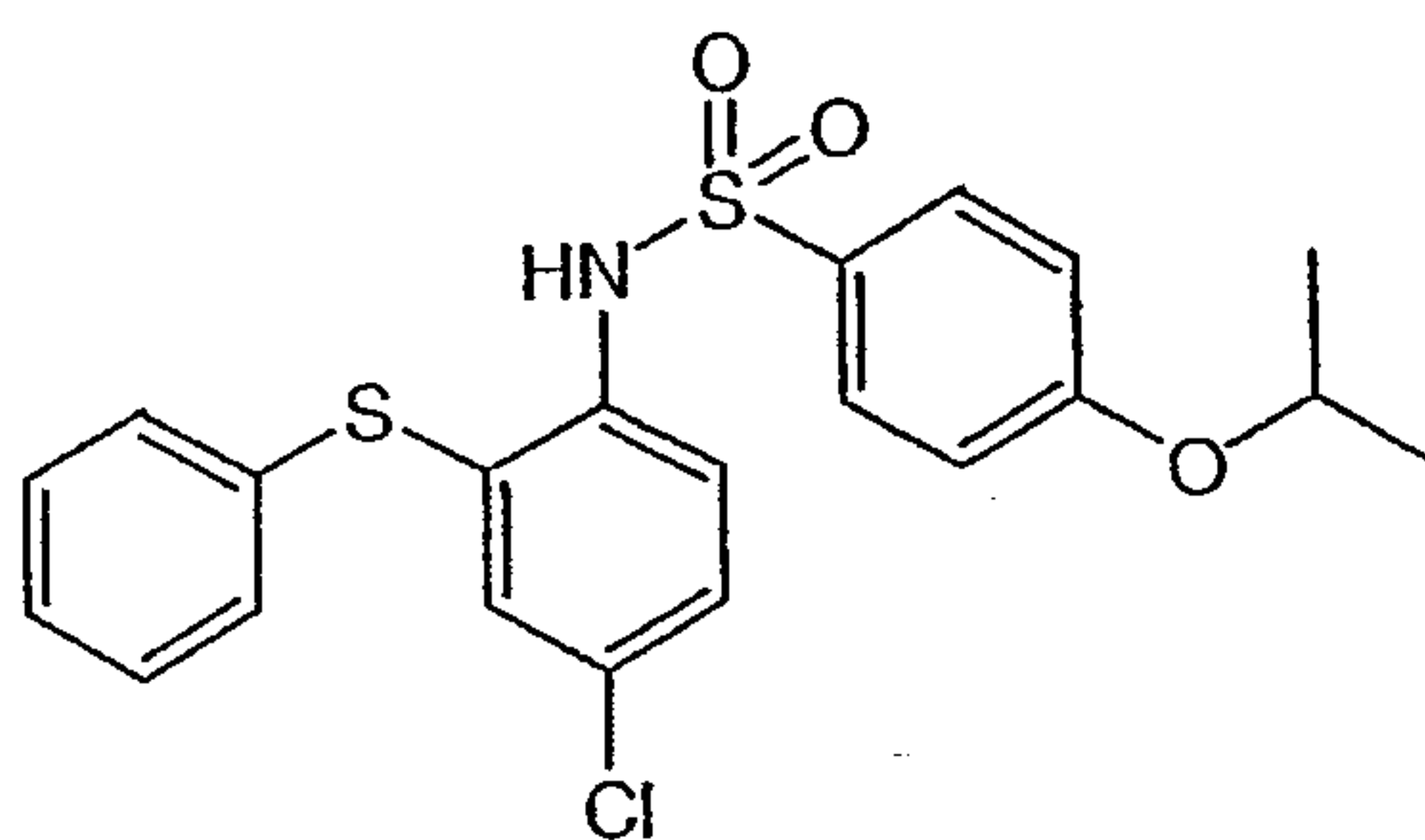


114.

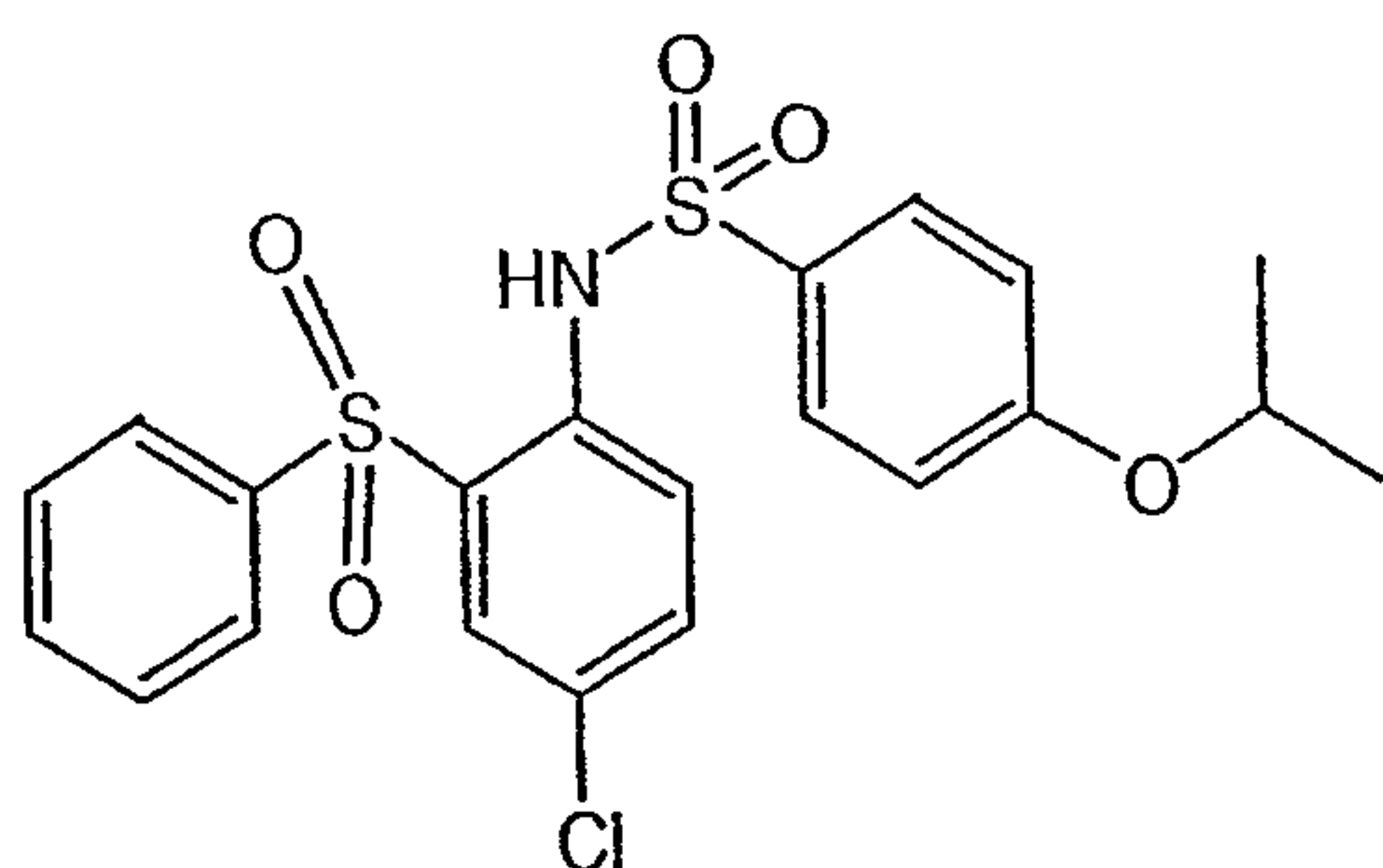
35



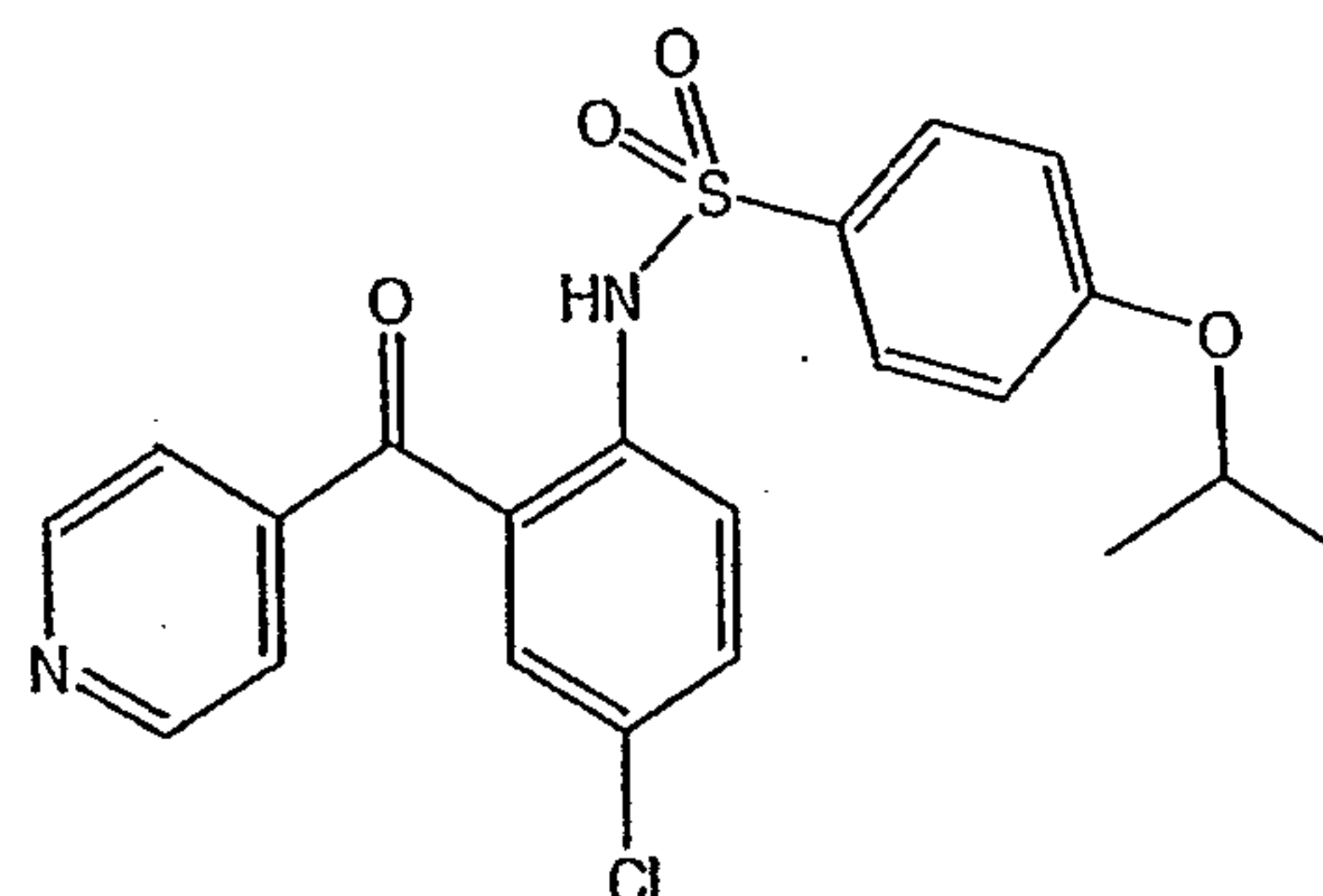
115.



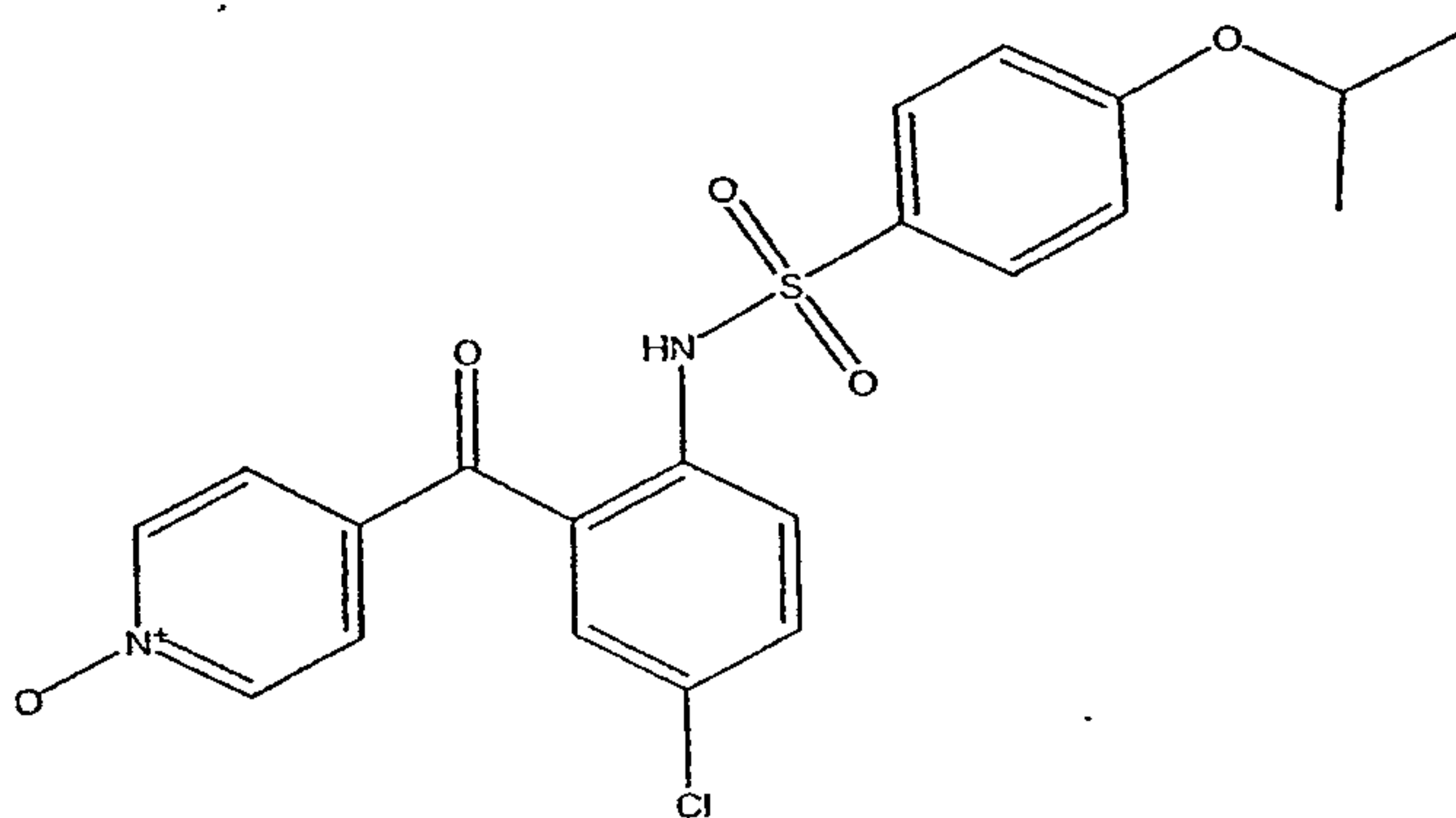
116.



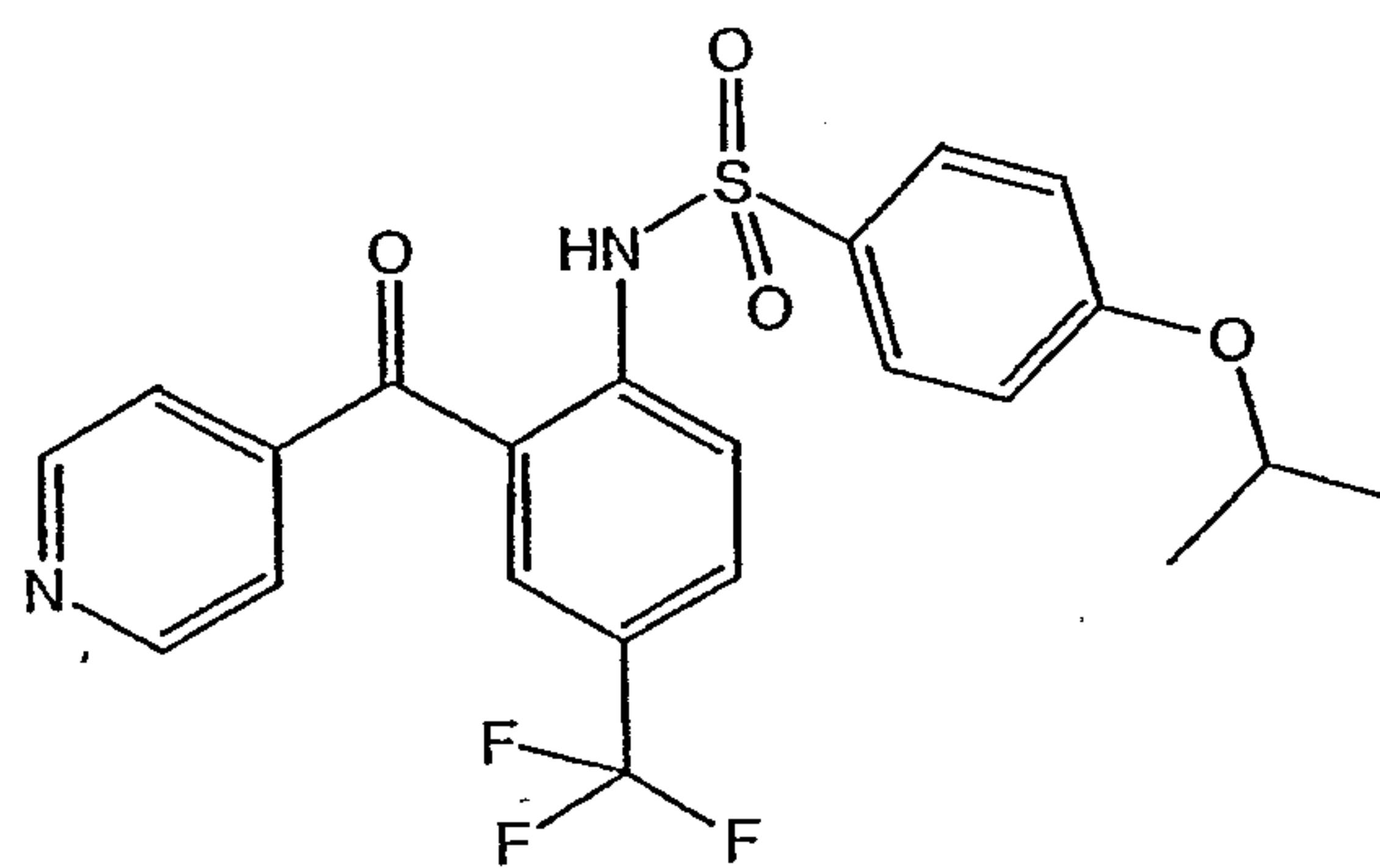
117.



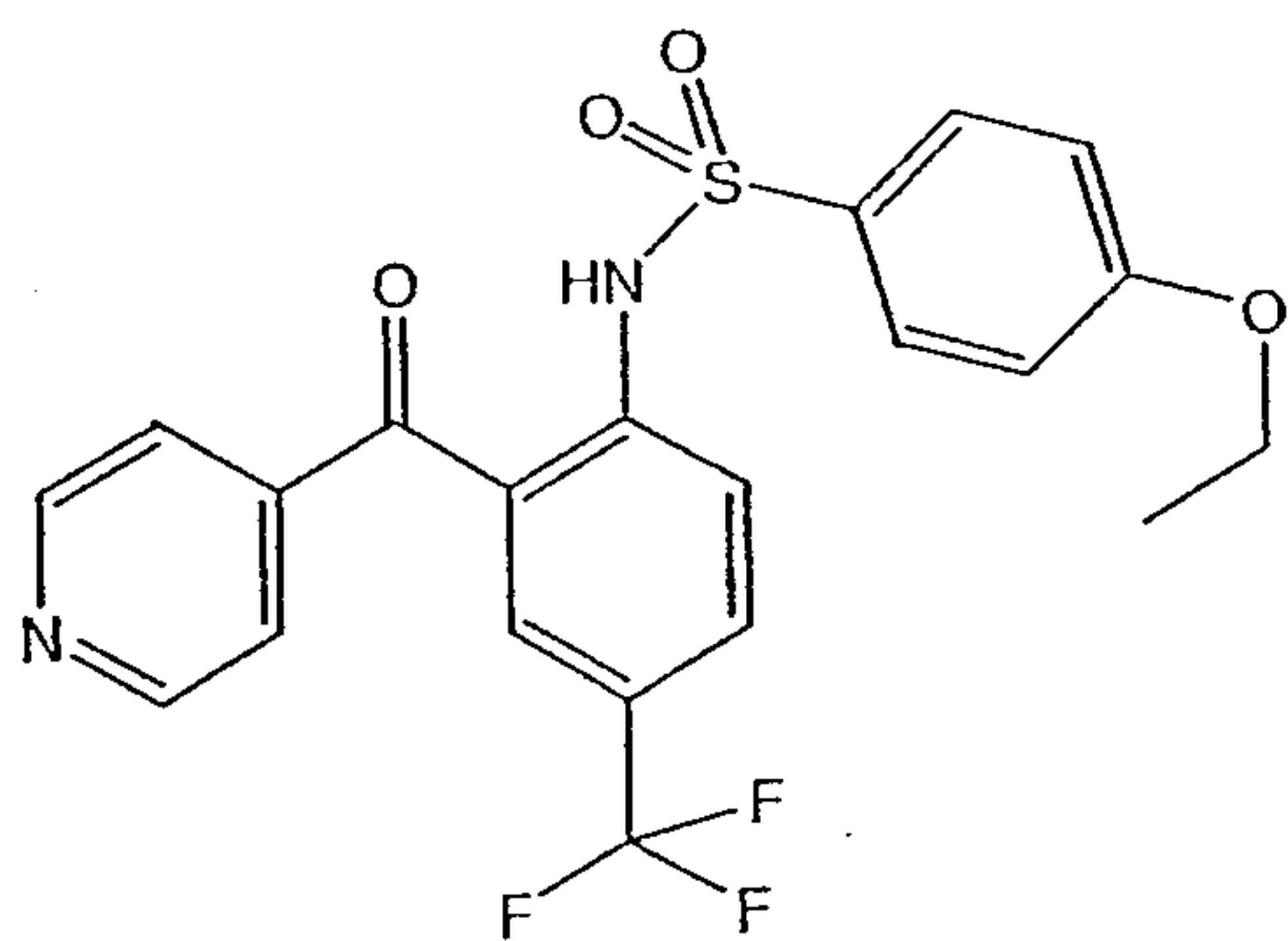
118.



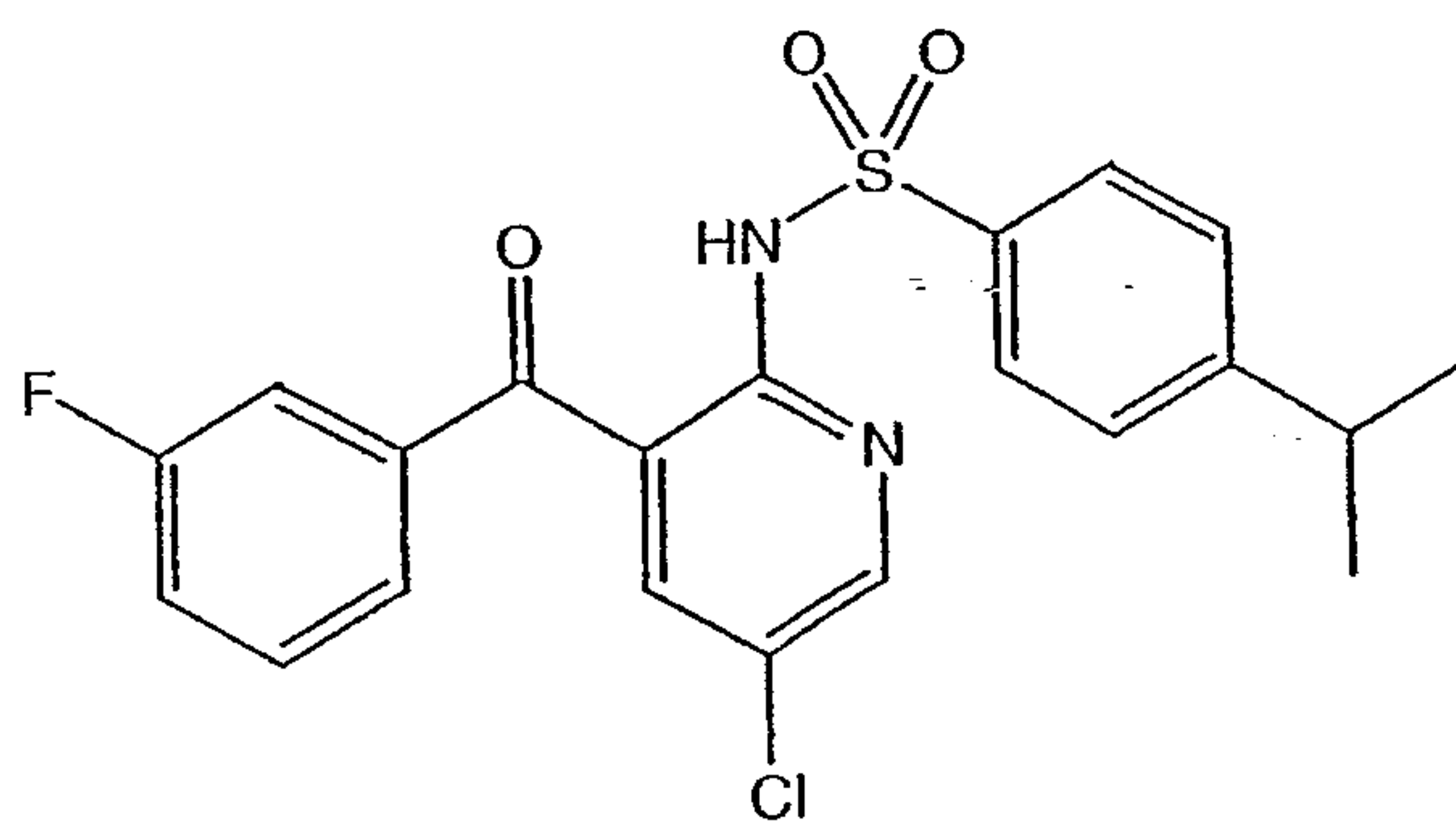
119.



120.

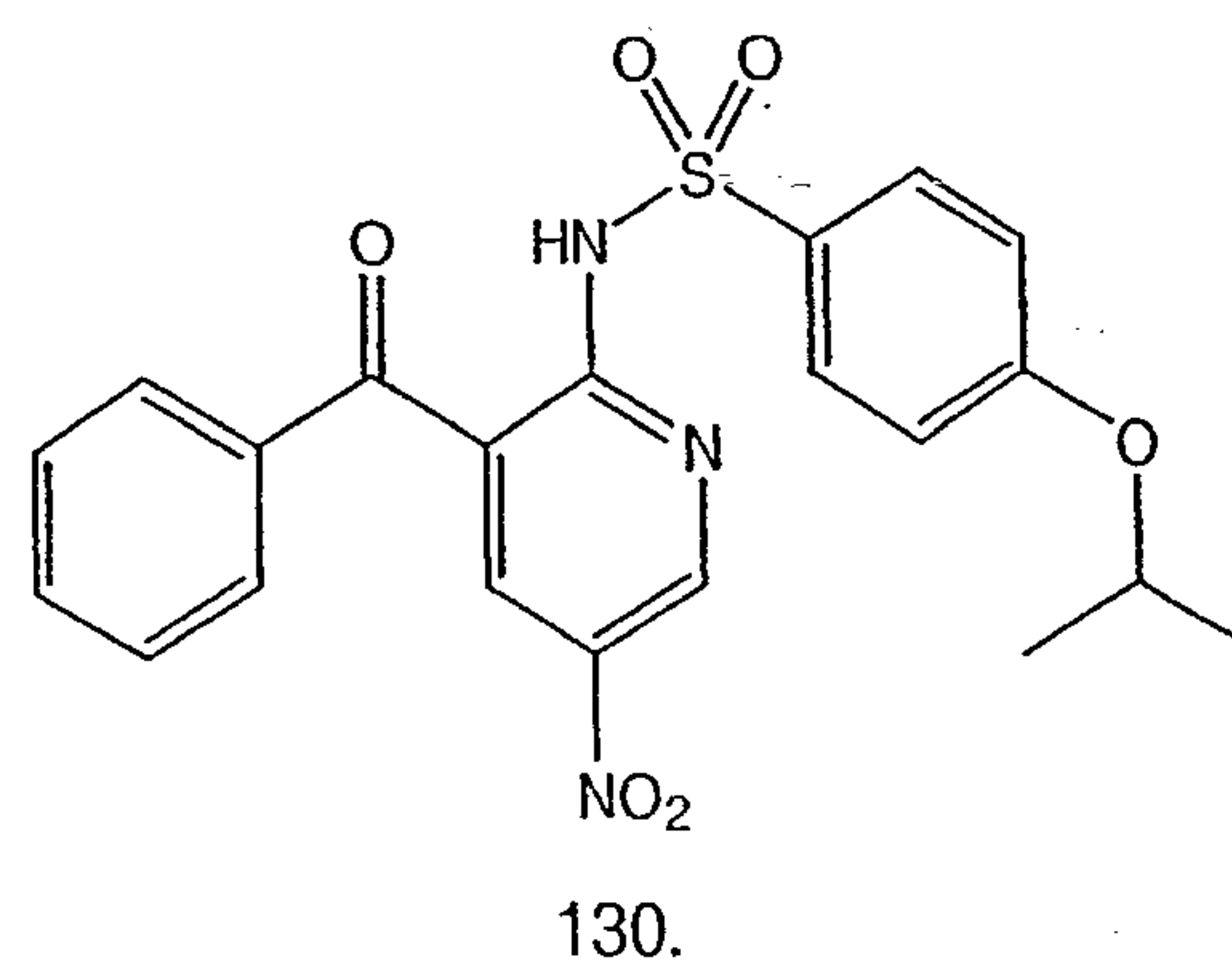
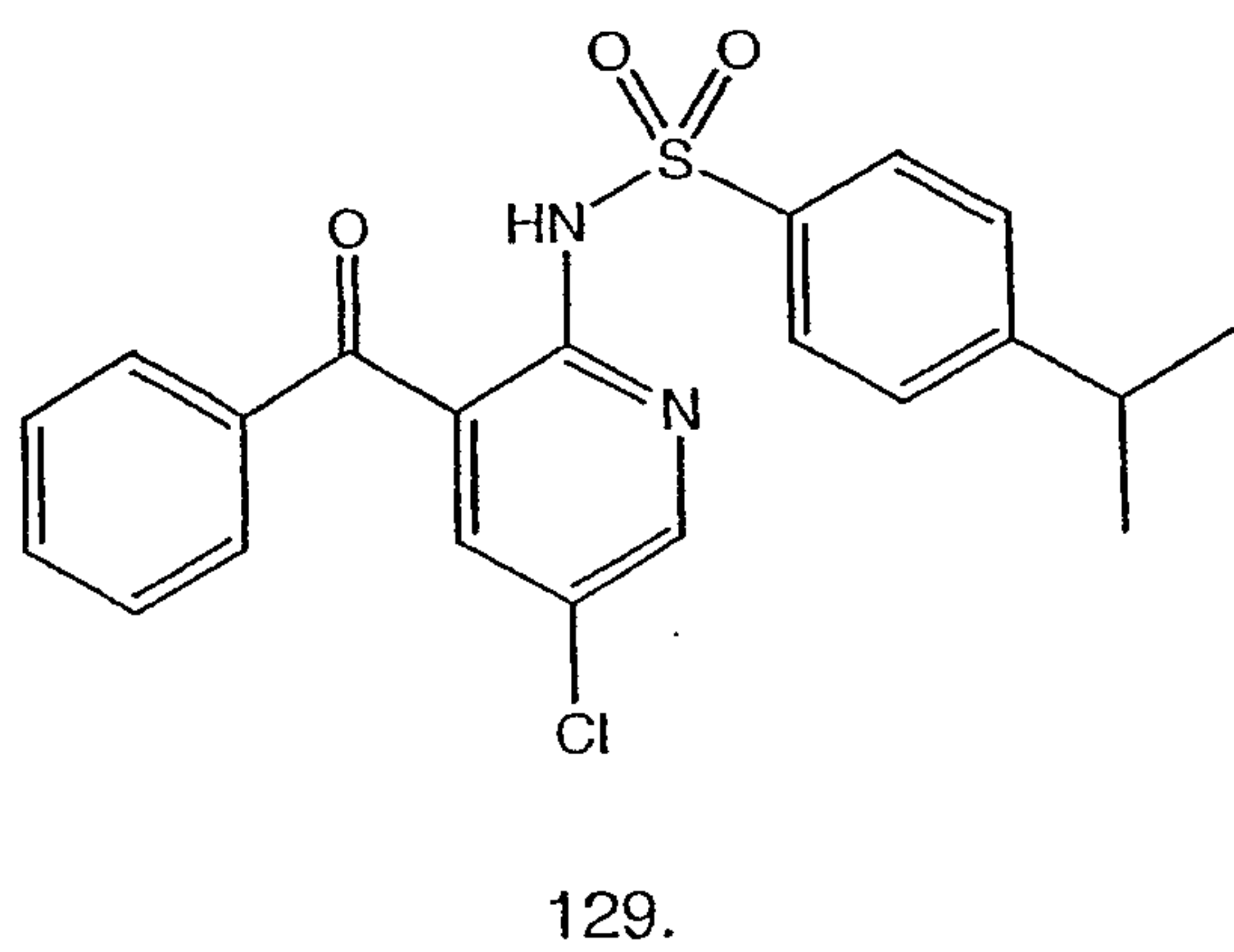
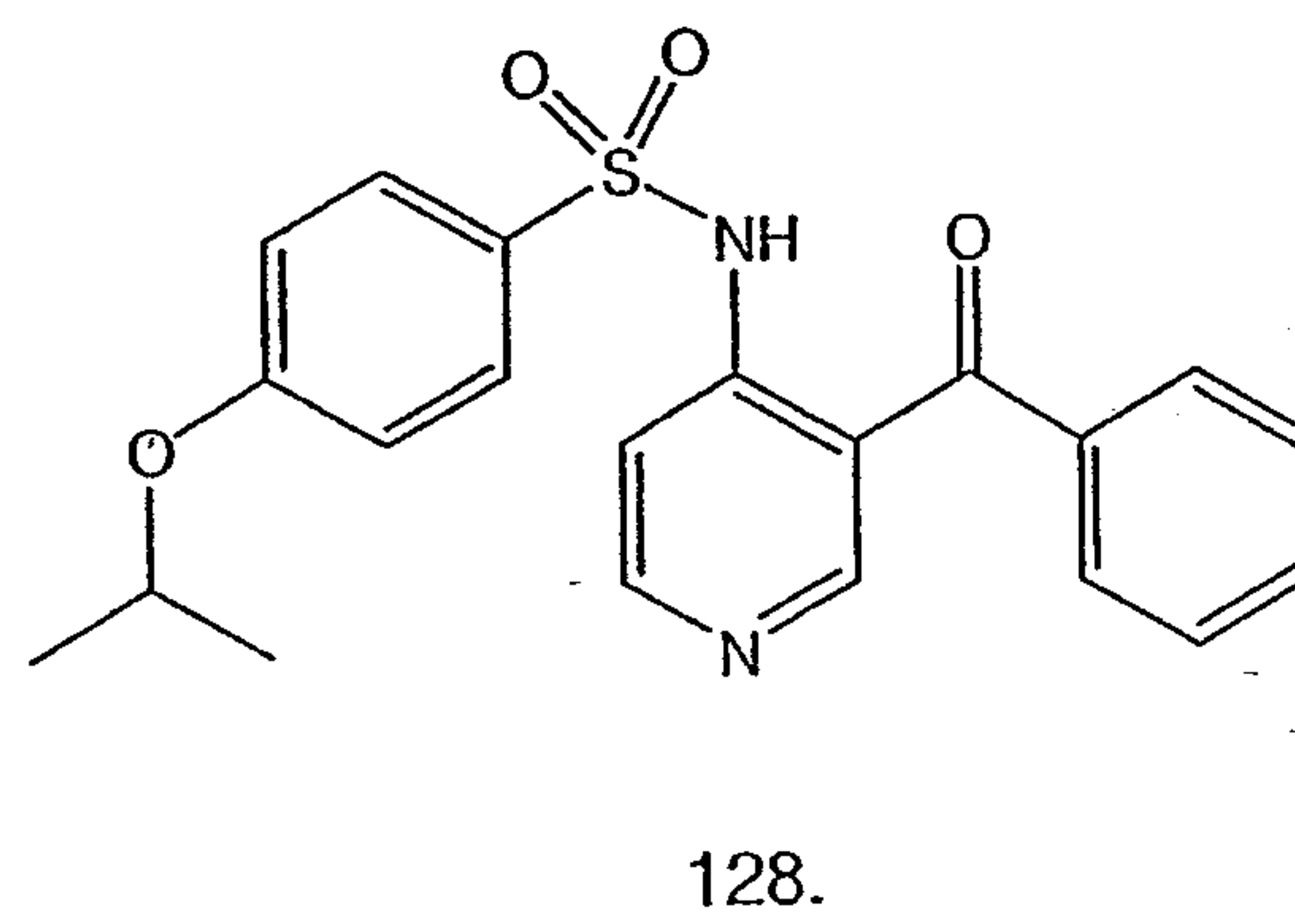
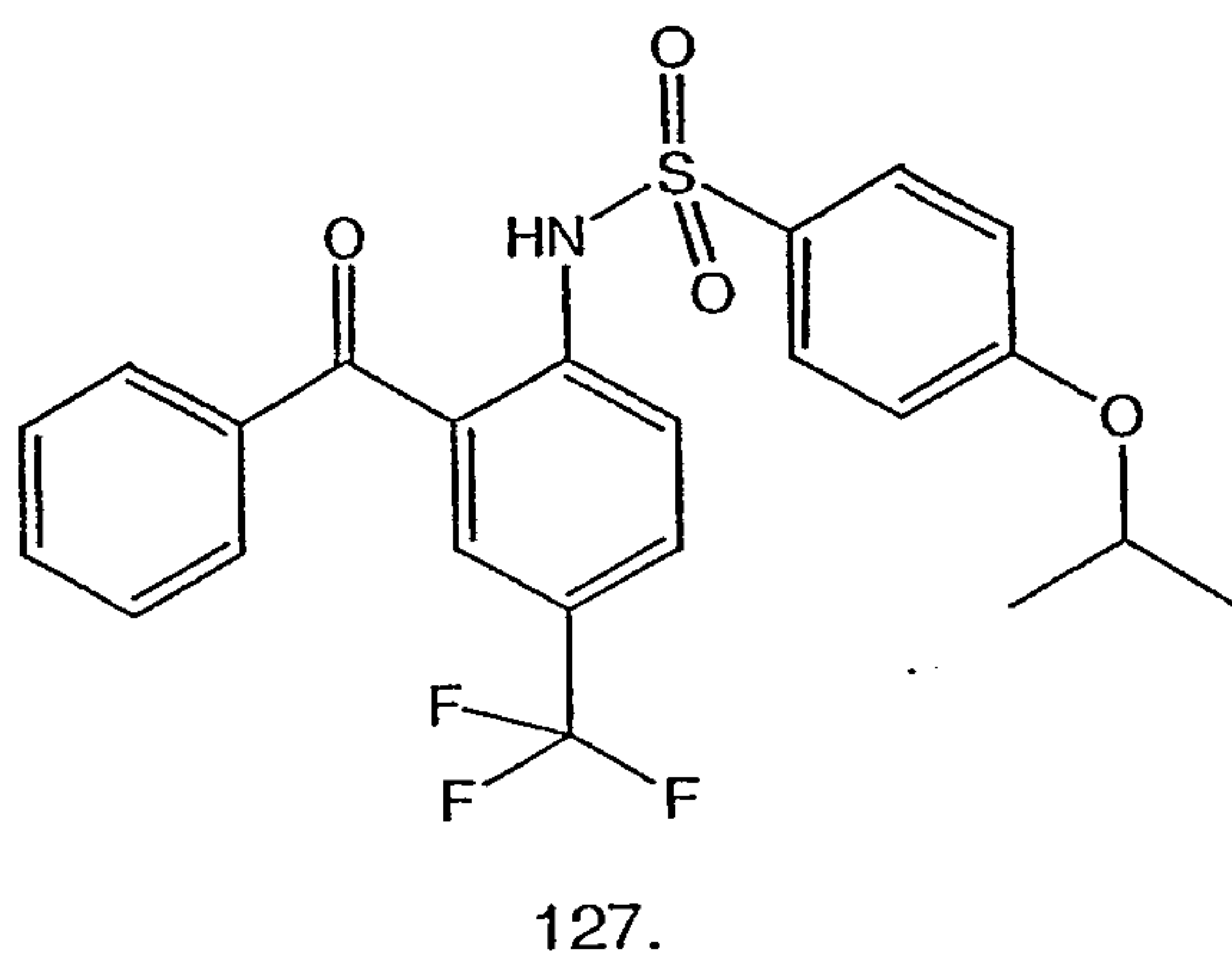
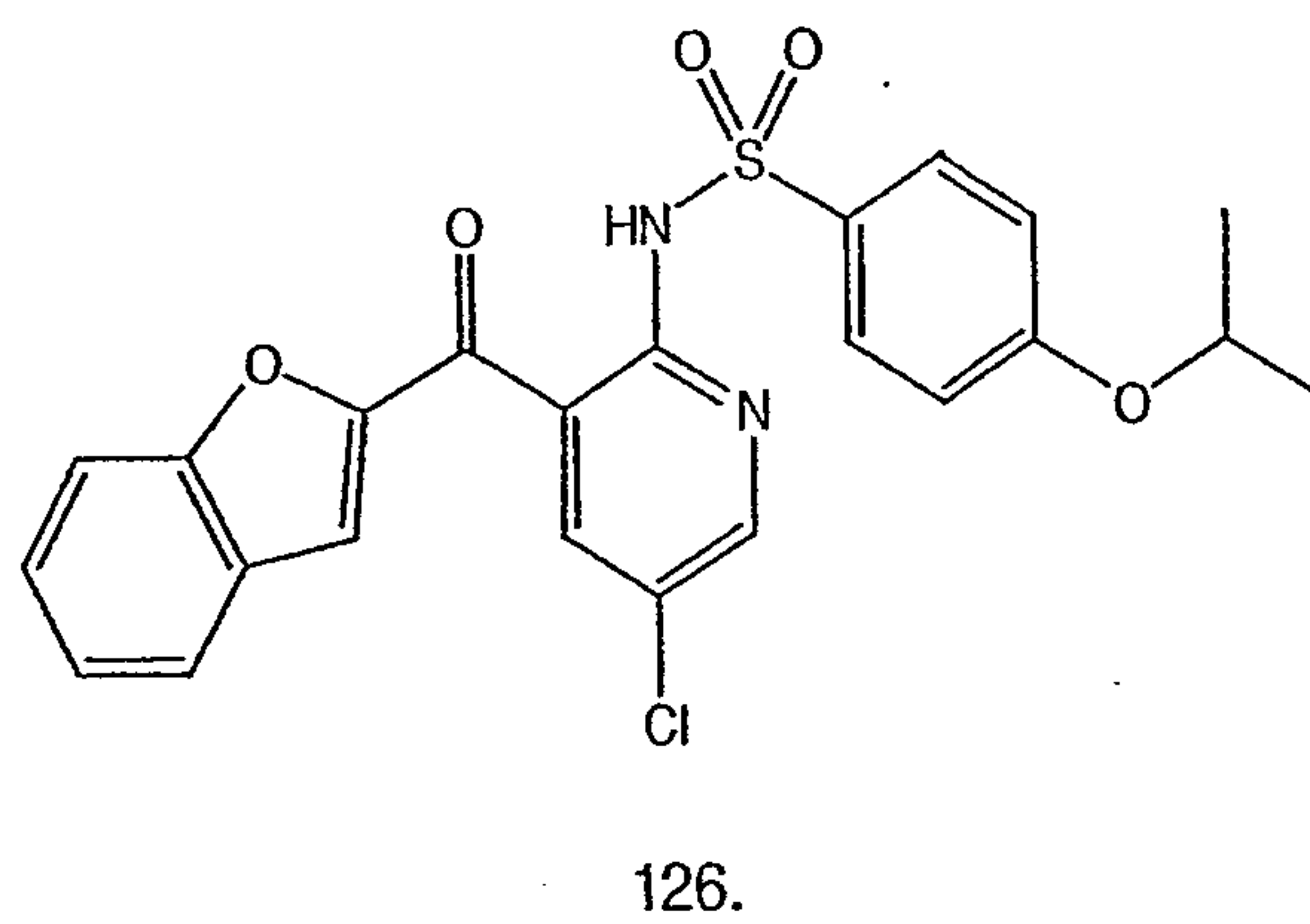
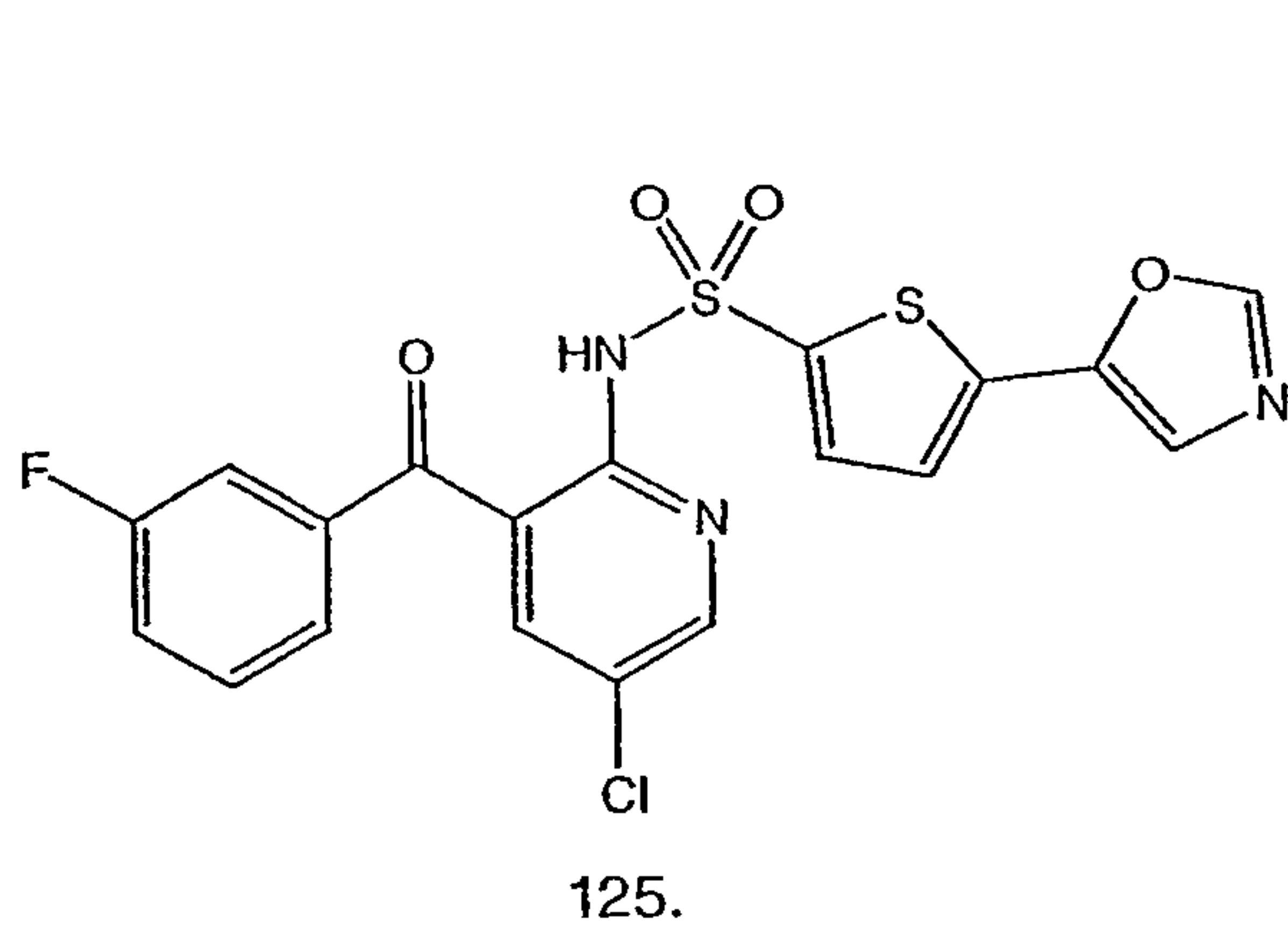
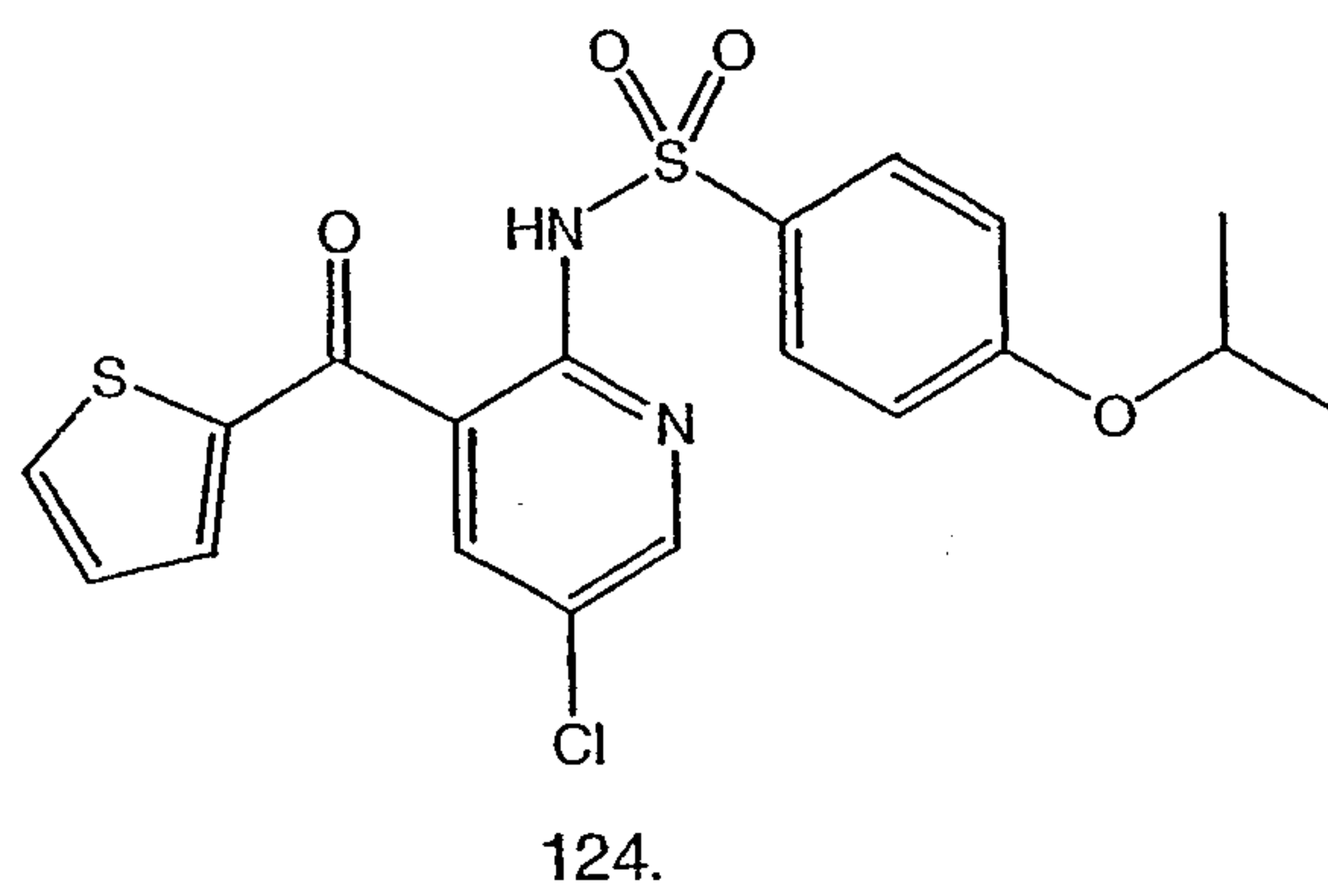
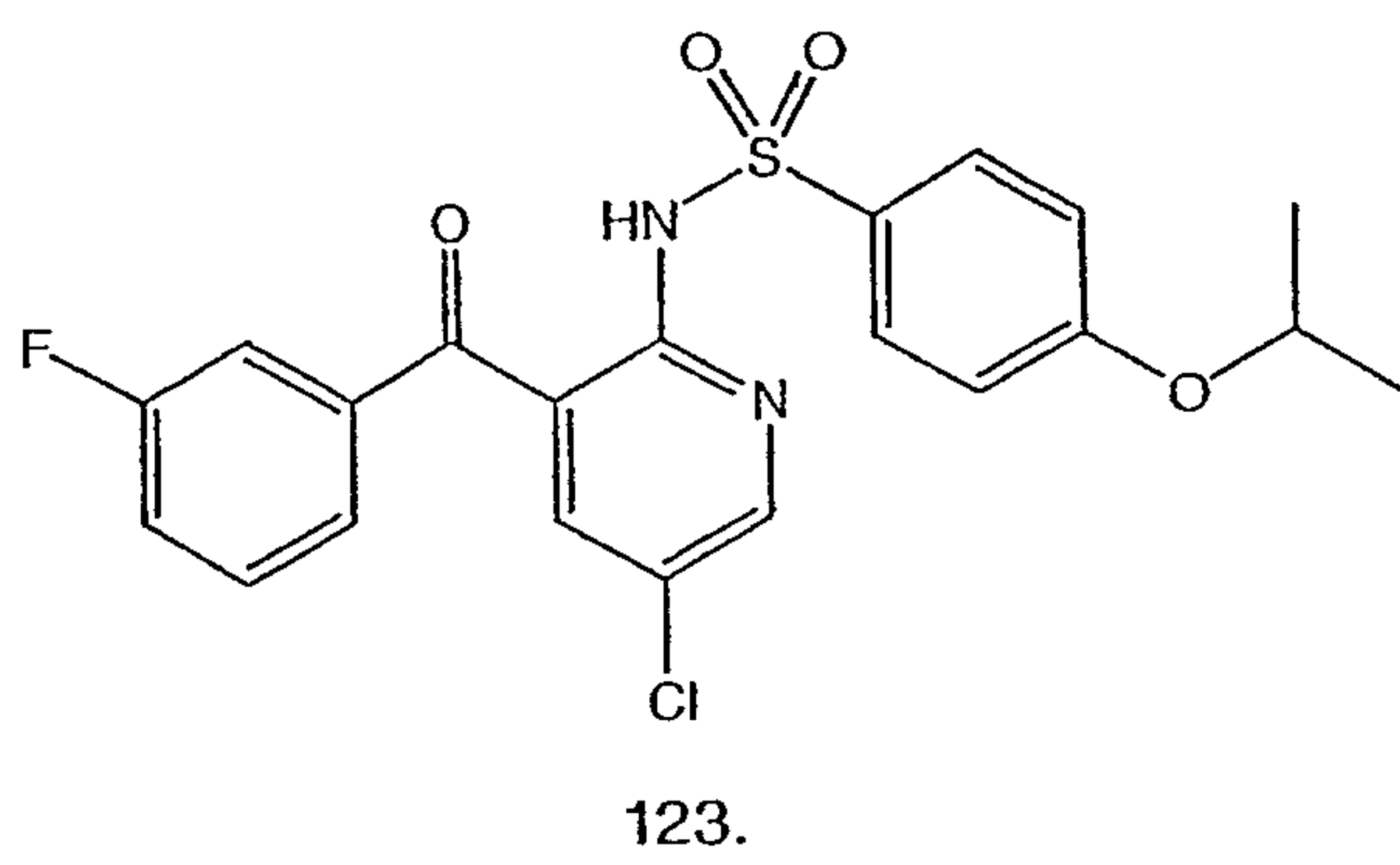


121.

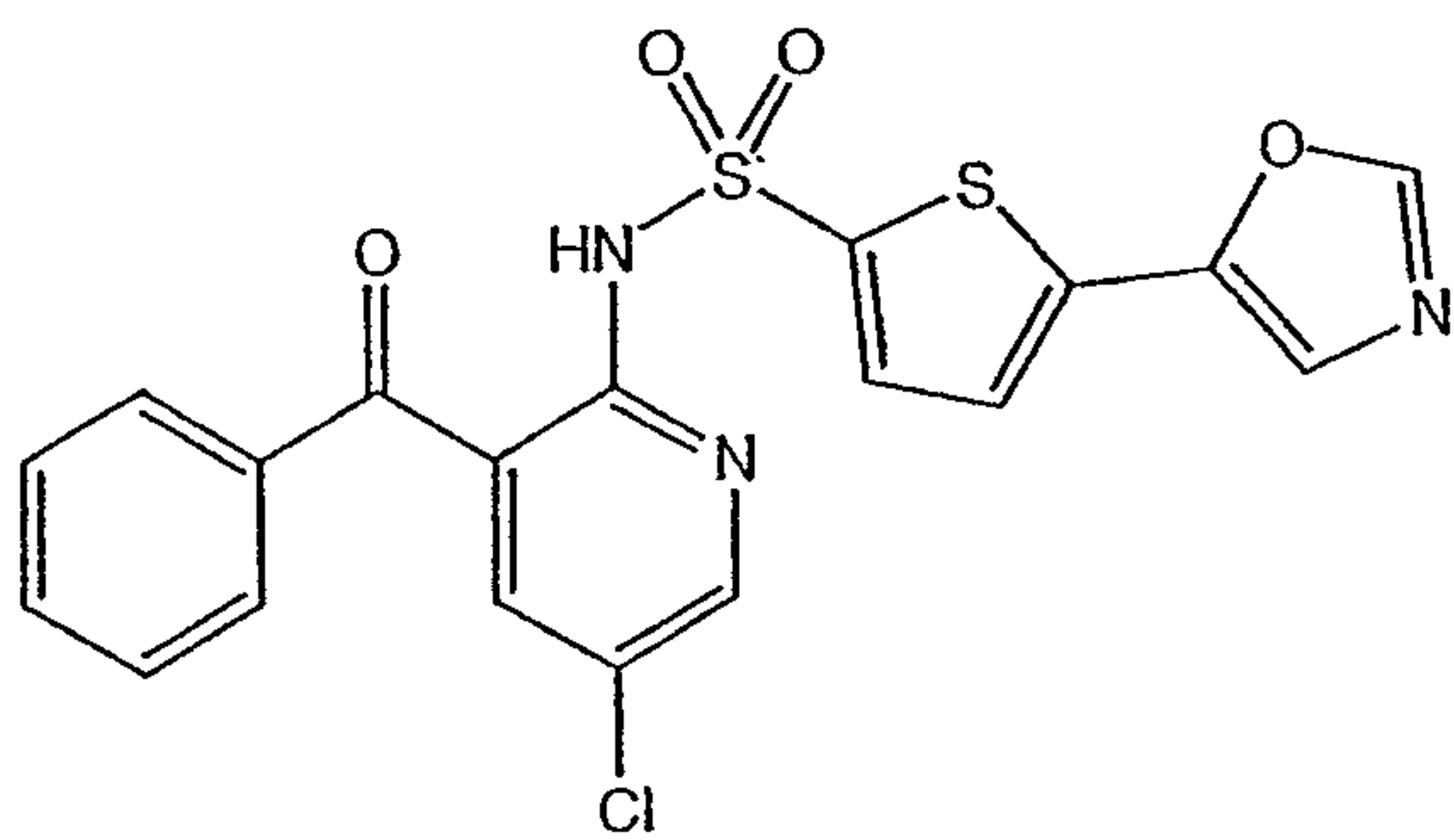


122.

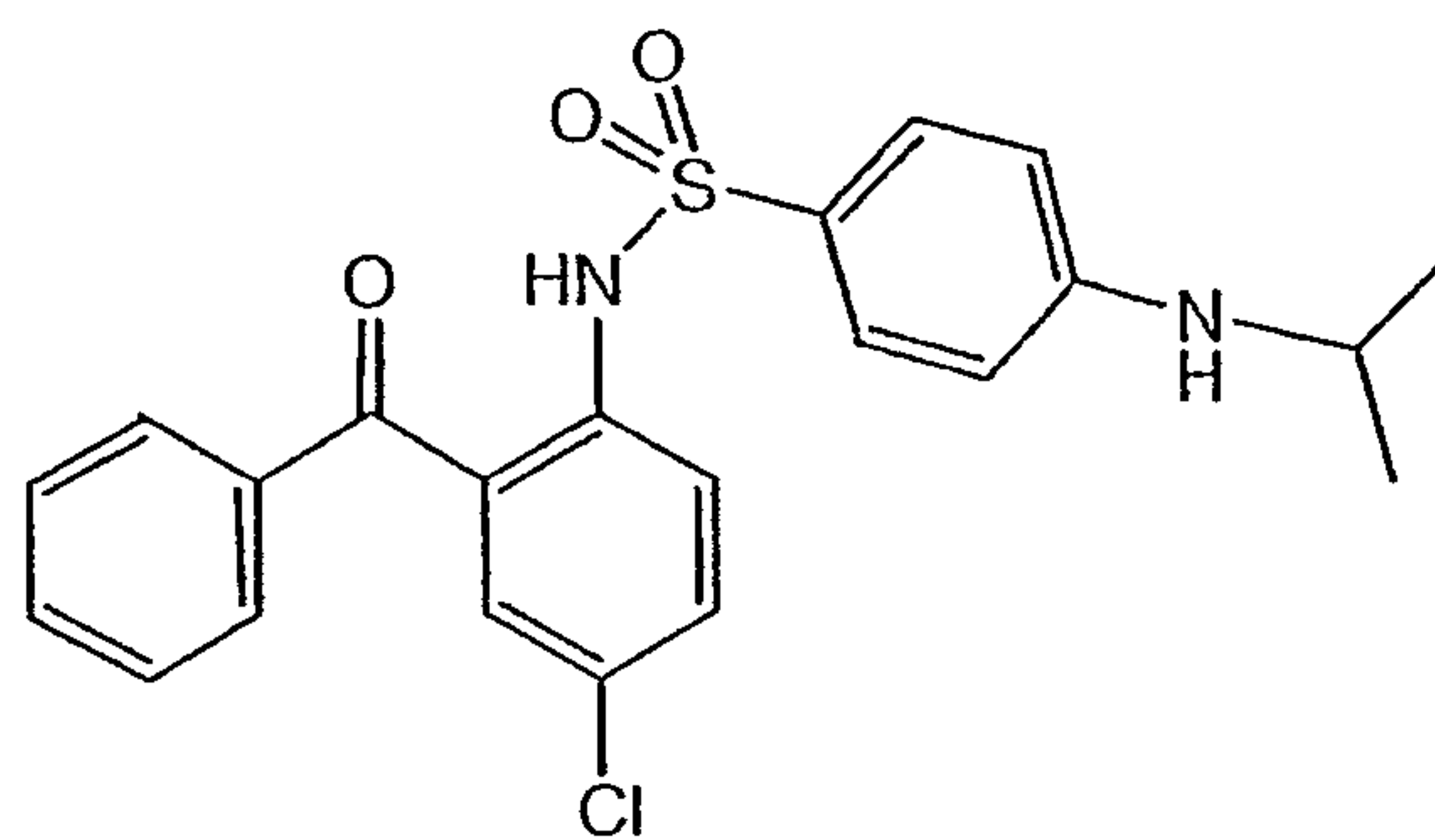
36



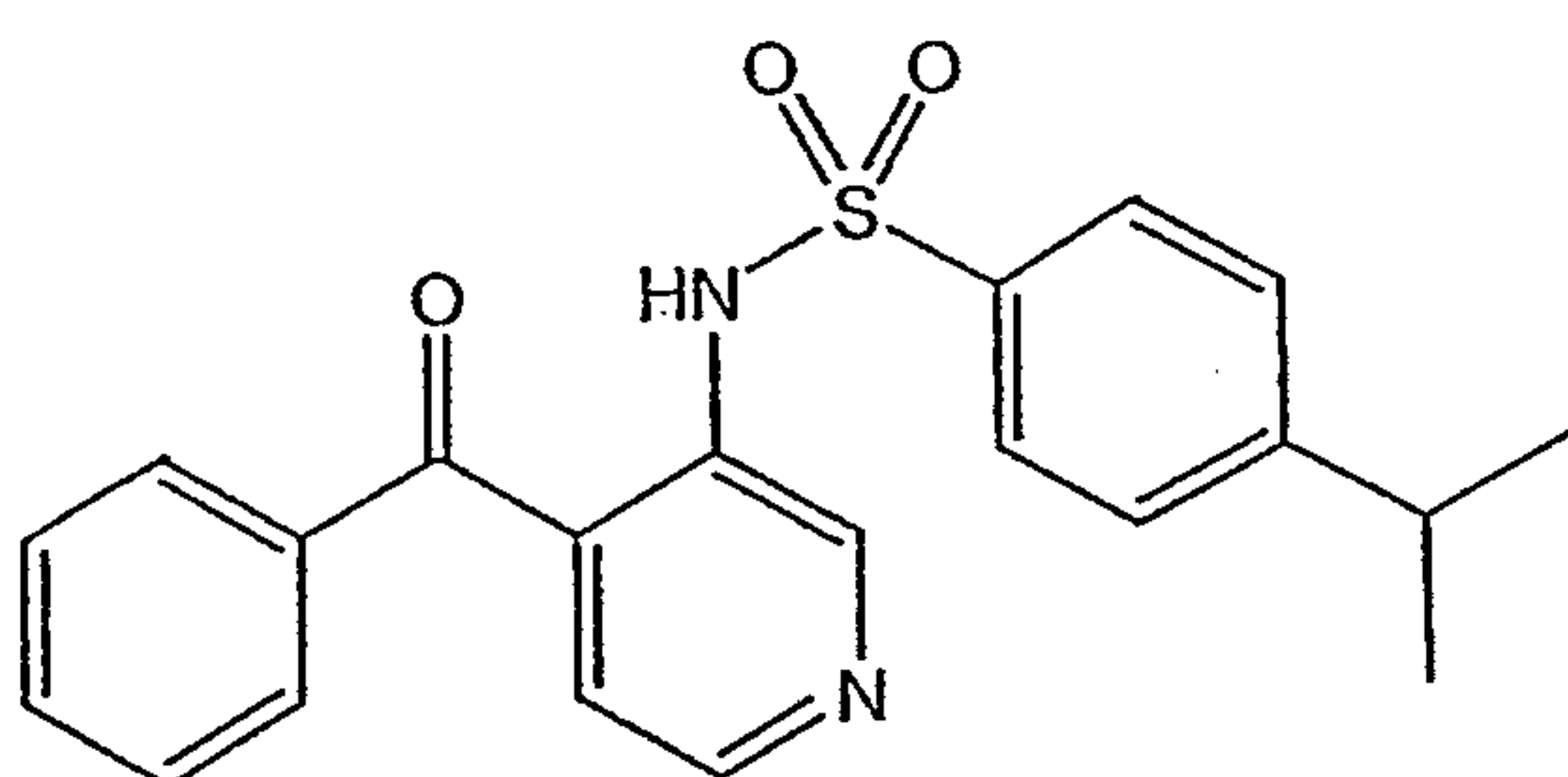
37



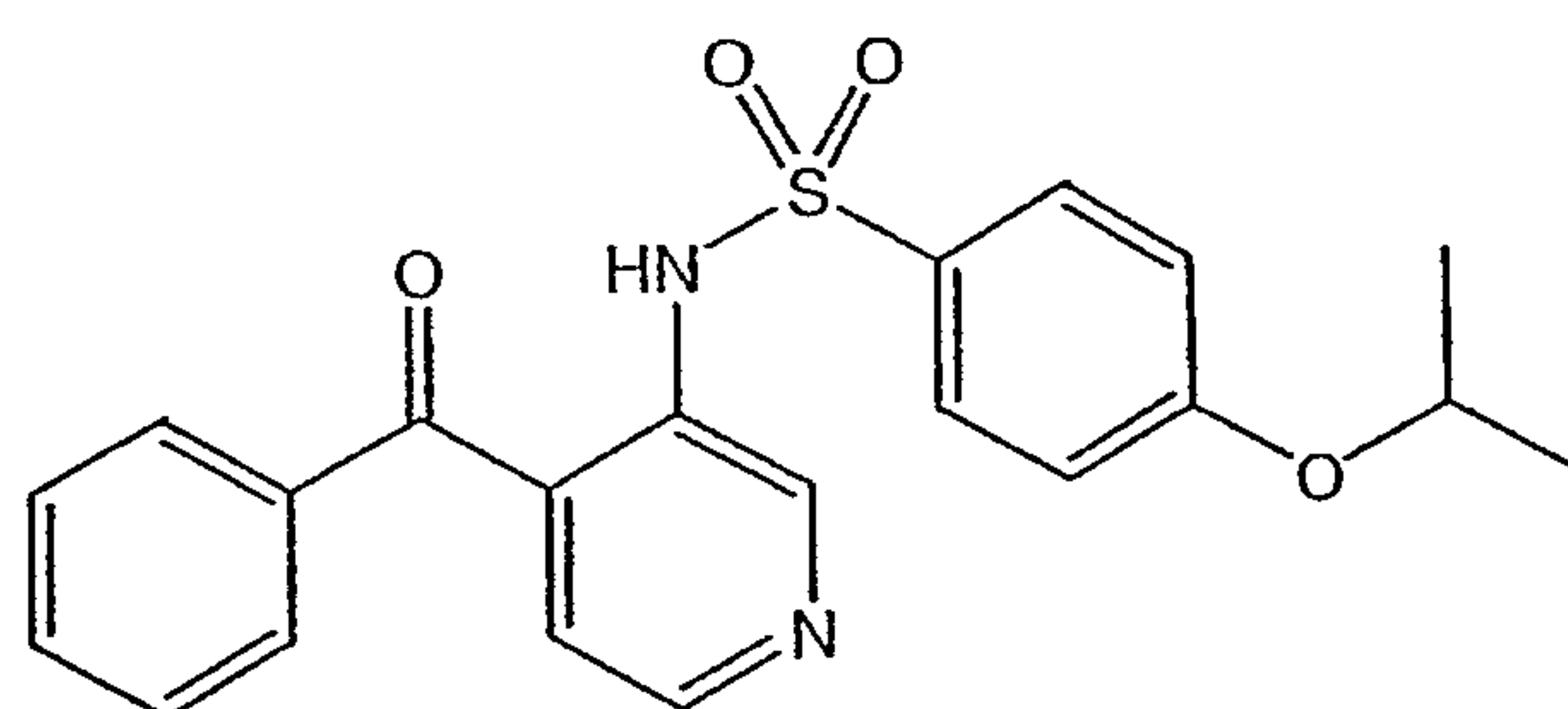
131.



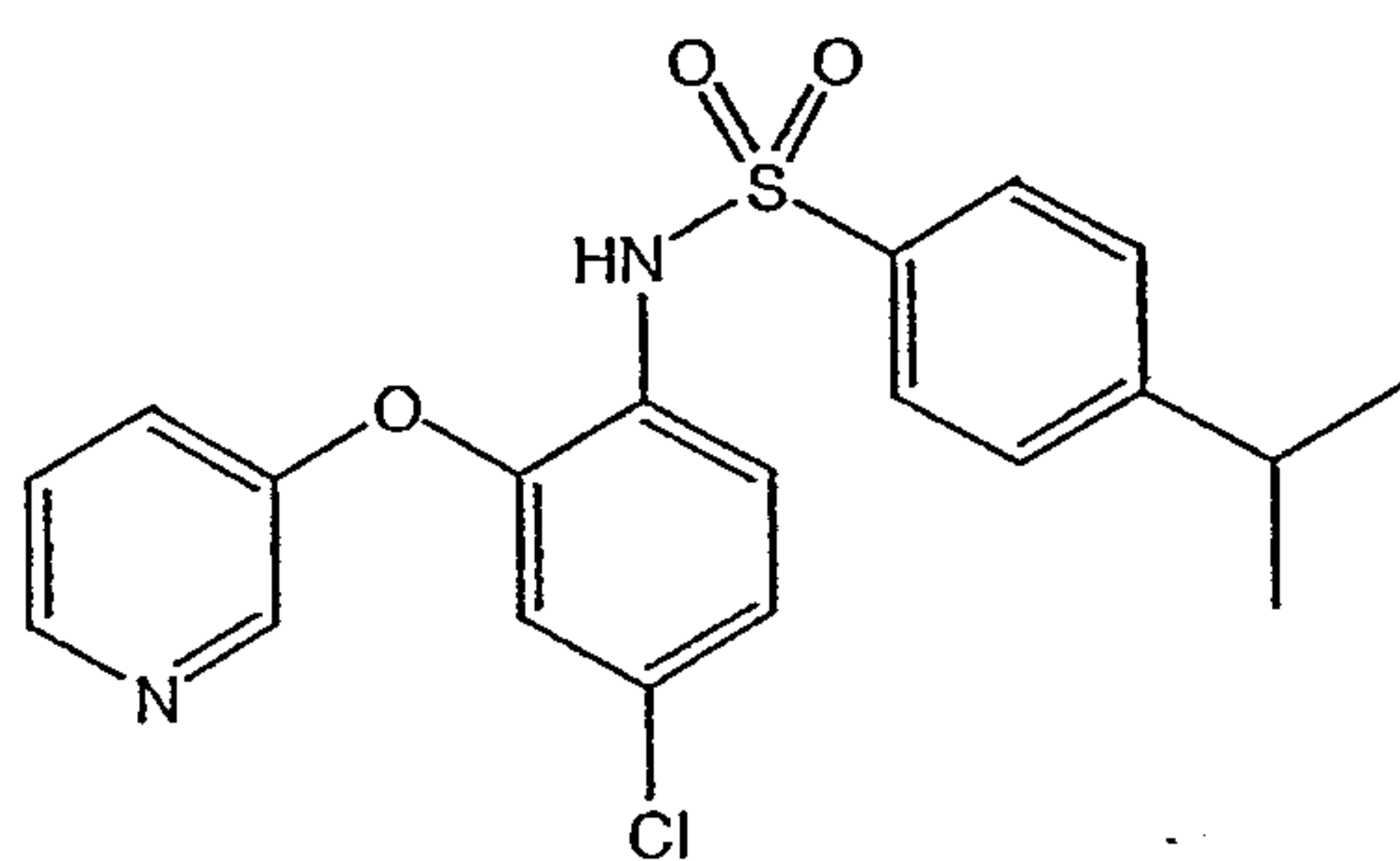
132.



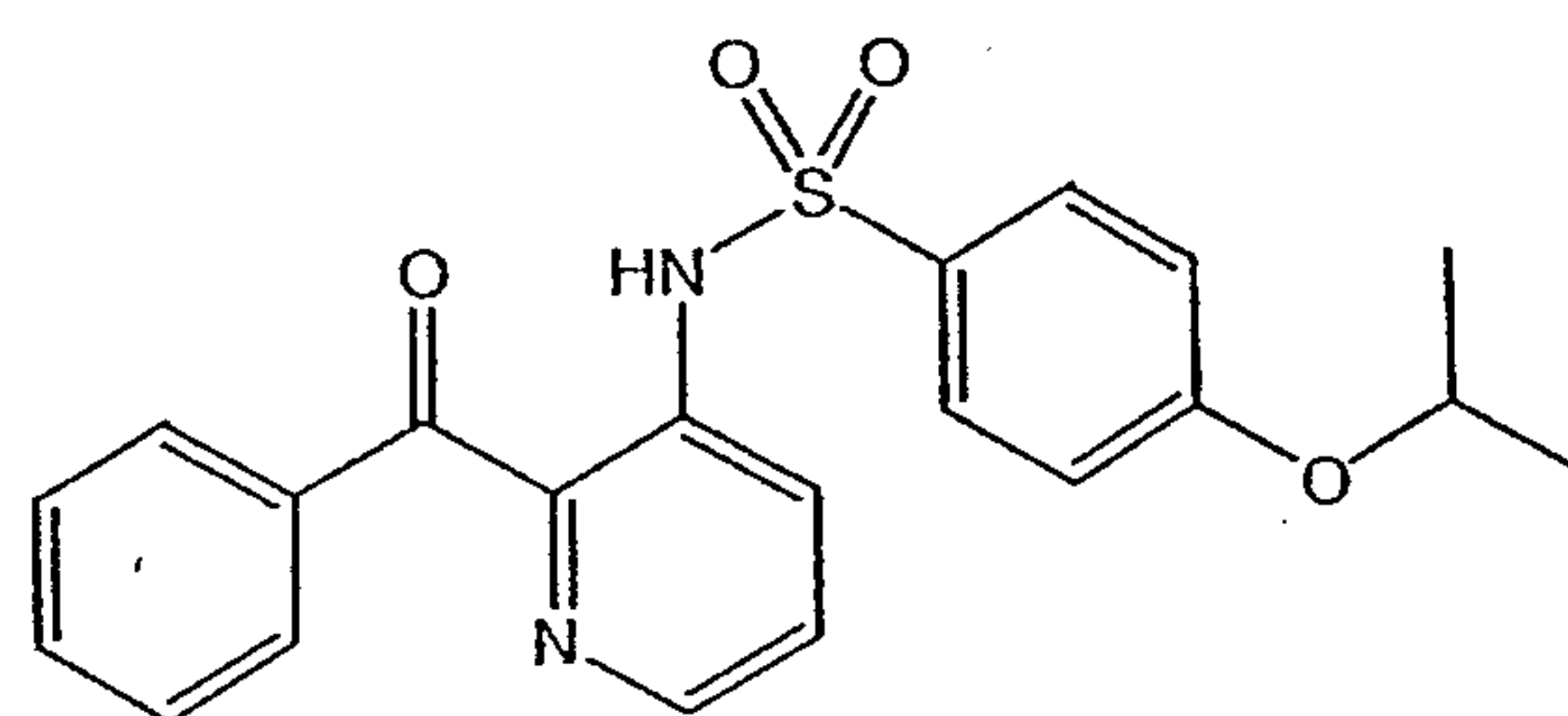
133.



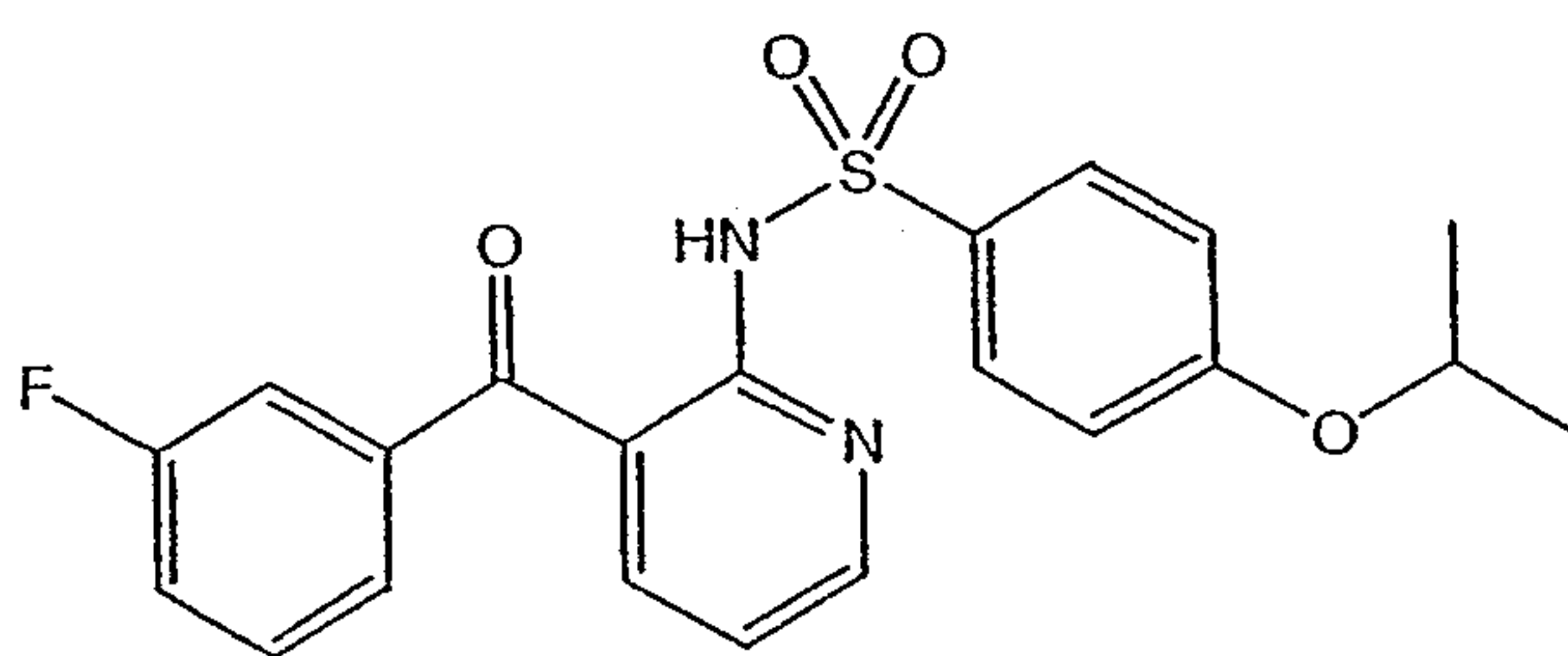
134.



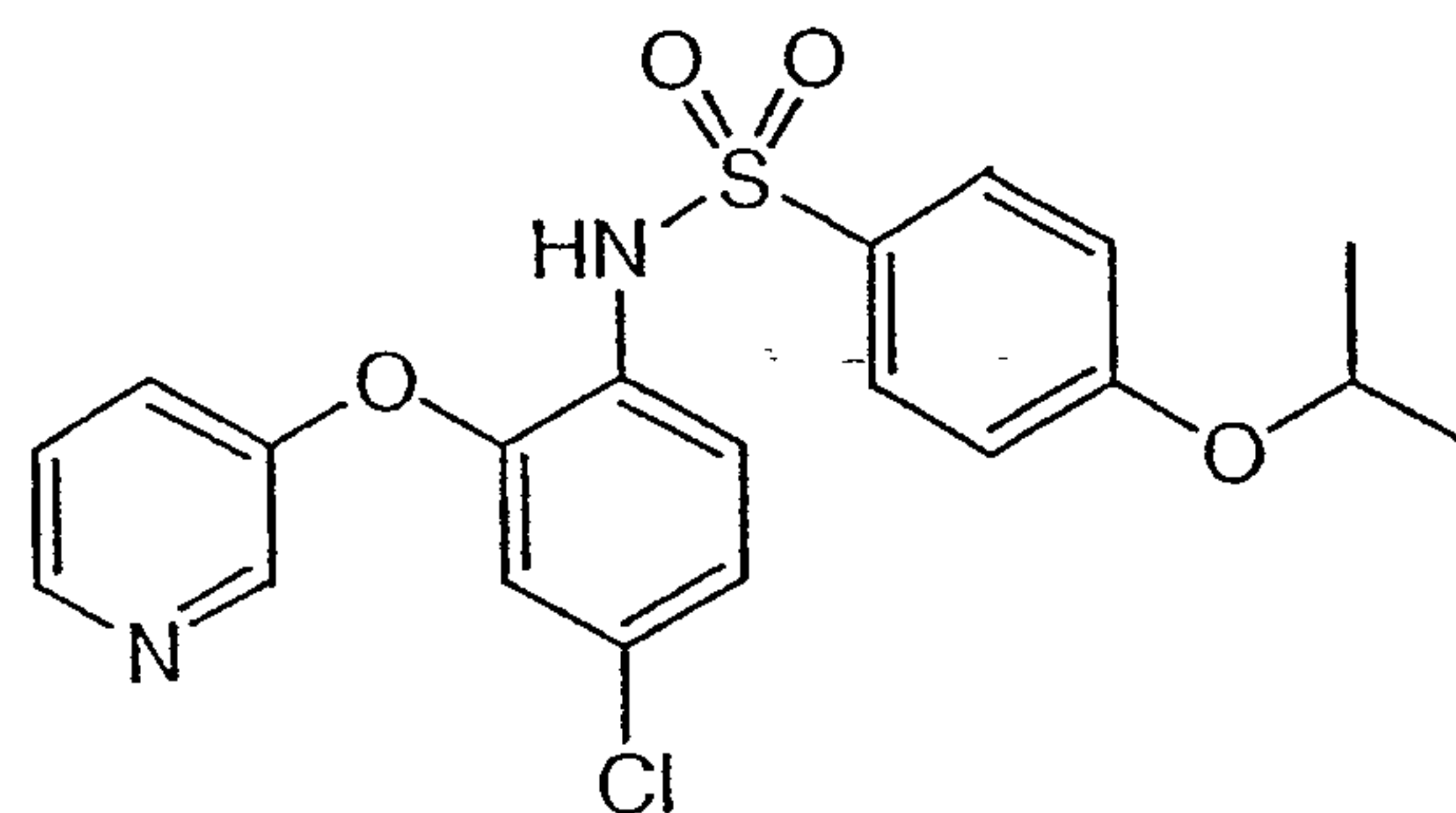
135.



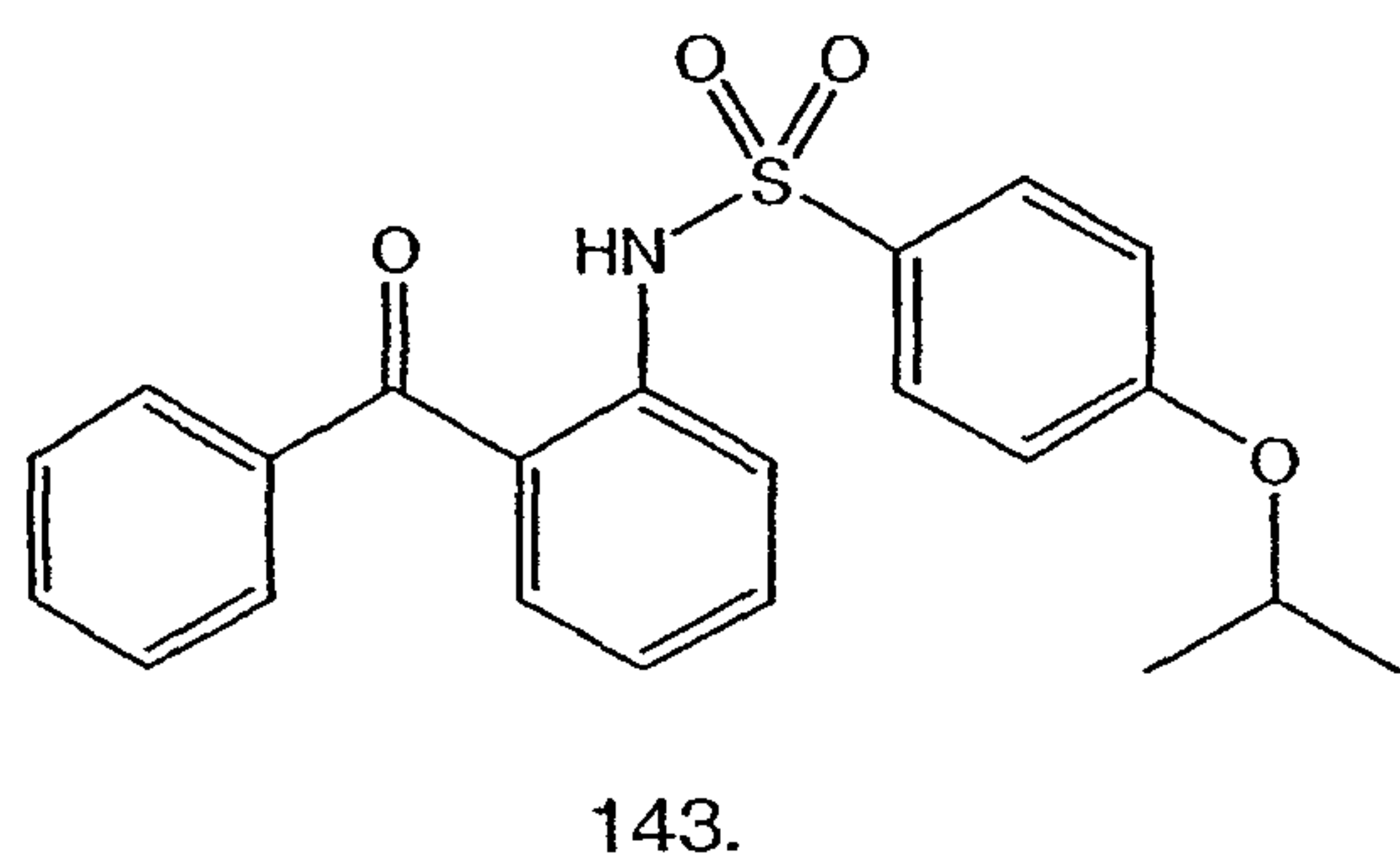
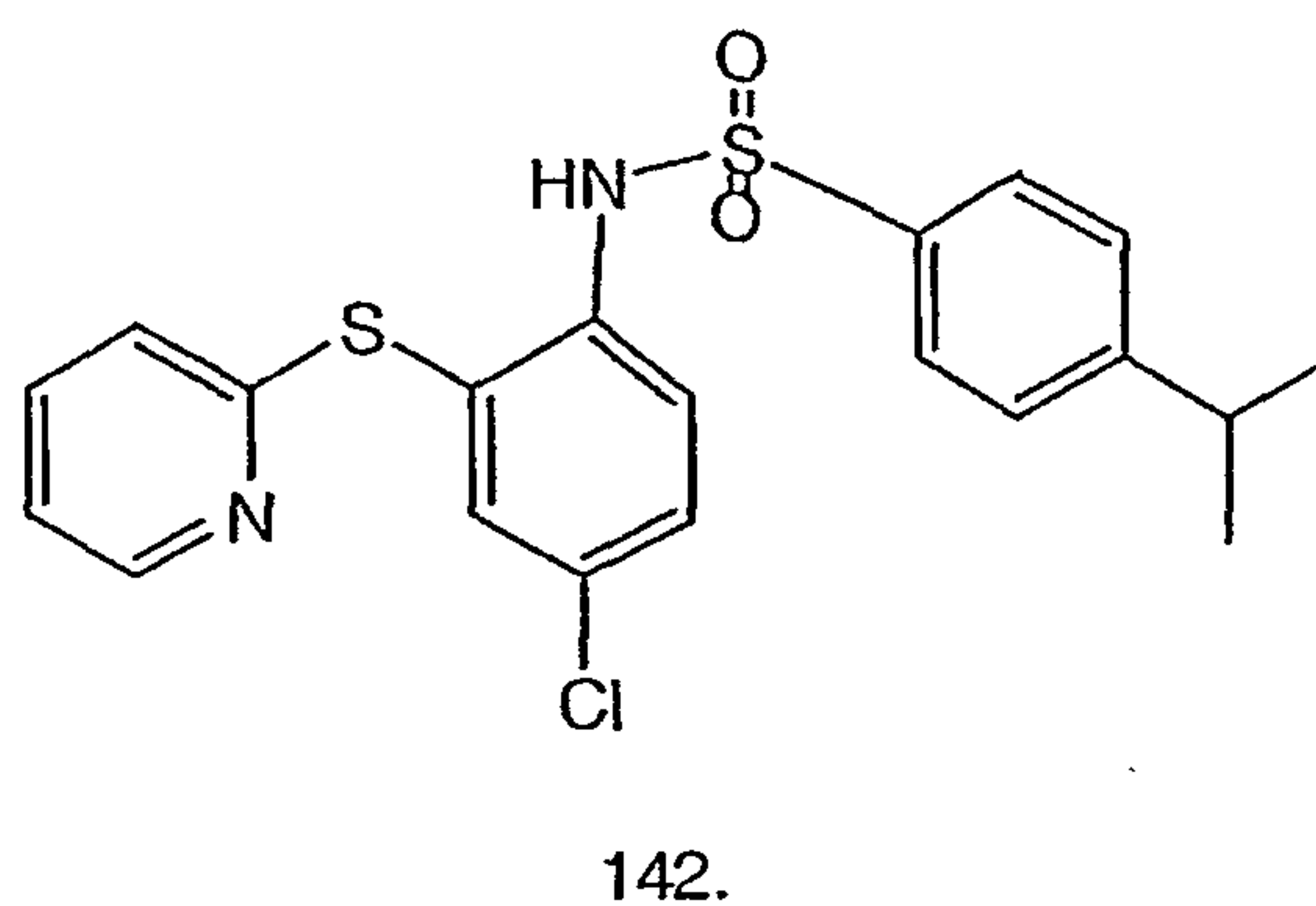
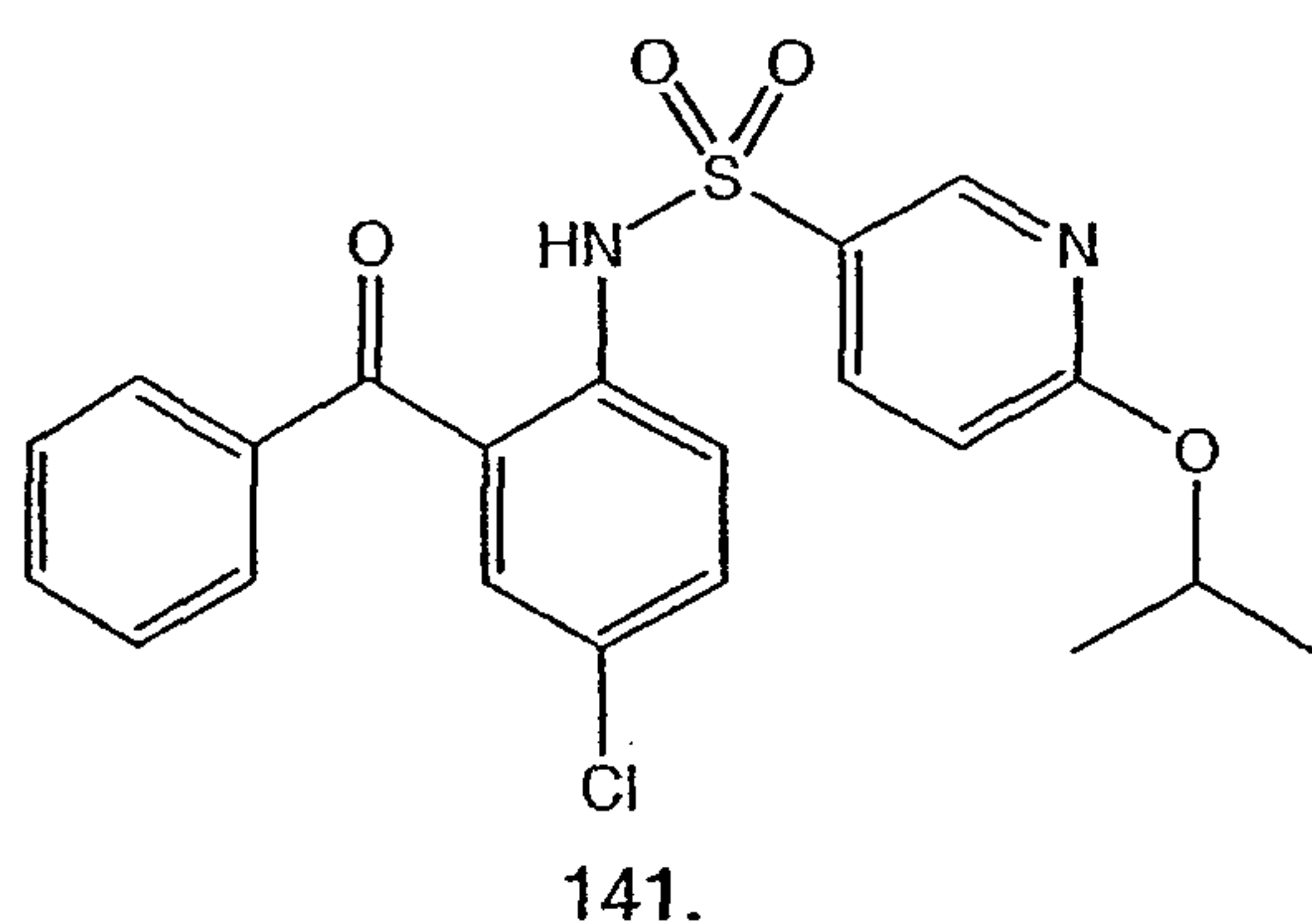
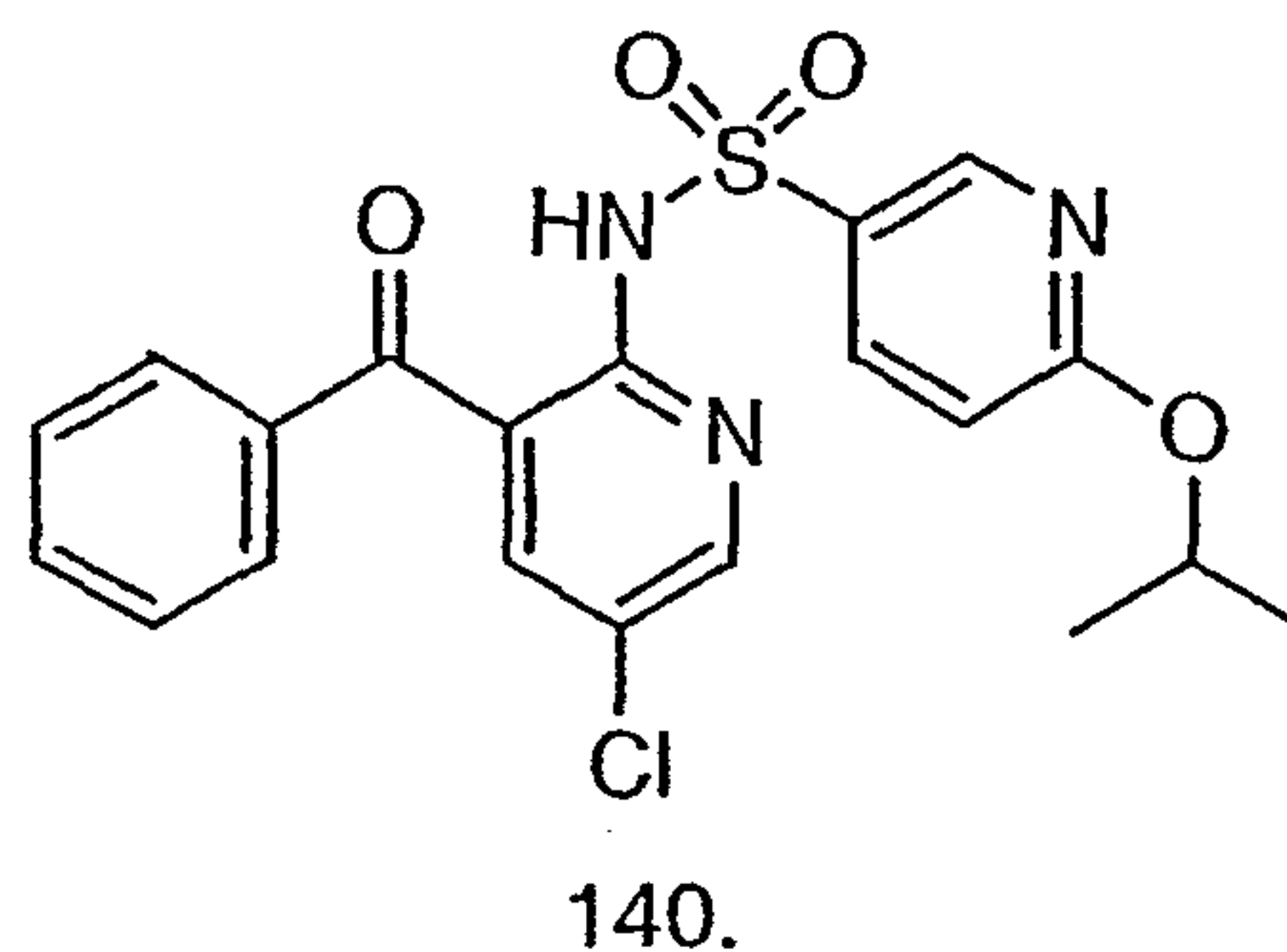
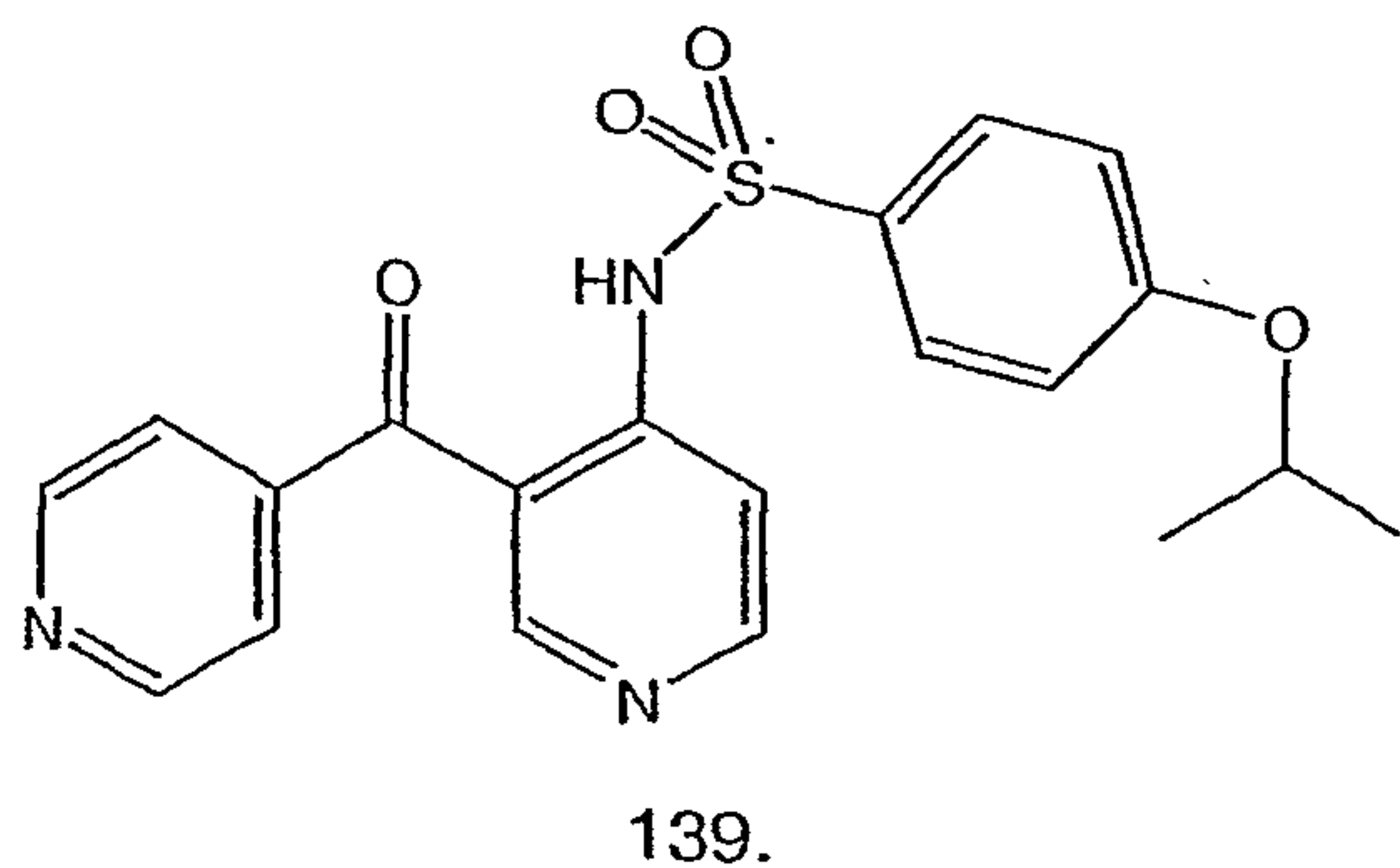
136.



137.



138.



[00076] The following compounds are preferred compounds for use in the method of the invention:

- N-(2-Benzoyl-4-chlorophenyl)-4-ethyl-benzenesulfonamide;
- N-(2-Benzoyl-4-nitrophenyl)-4-ethyl-benzenesulfonamide;
- N-(2-Benzoyl-4-bromophenyl)-4-isopropyl-benzenesulfonamide;
- N-(2-Benzoyl-4-chlorophenyl)-4-ethoxy-benzenesulfonamide;
- N-(2-Benzoyl-4-chlorophenyl)-4-isopropoxy-benzenesulfonamide;
- N-(3-Benzoyl-5-chloro-pyridin-2-yl)-4-isopropoxy-benzenesulfonamide;

N-[4-Chloro-2-(pyridine-4-carbonyl)-phenyl]-4-ethoxy-
 benzenesulfonamide;
 N-[4-Chloro-2-(pyridine-4-carbonyl)-phenyl]-4-isopropyl-
 benzenesulfonamide;
 N-[4-Chloro-2-(pyridine-4-carbonyl)-phenyl]-4-isobutyl-
 benzenesulfonamide;
 N-(3-Benzoyl-5-nitro-pyridin-2-yl)-4-isopropoxy-benzenesulfonamide ;
 N-[4-Chloro-2-(pyrimidine-5-carbonyl)-phenyl]-4-isopropoxy-
 benzenesulfonamide;
 N-(2-Benzoyl-4-nitrophenyl)-4-isopropyl-benzenesulfonamide;
 N-(2-Benzoyl-4-nitrophenyl)-4-isopropoxy-benzenesulfonamide;
 N-(4-Chloro-2-phenylsulfanyl-phenyl)-4-isopropoxy-
 benzenesulfonamide;
 N-(2-Benzenesulfonyl-4-chloro-phenyl)-4-isopropoxy-
 benzenesulfonamide;
 N-[4-Chloro-2-(pyridine-4-carbonyl)-phenyl]-4-isopropoxy-
 benzenesulfonamide;
 N-[4-Chloro-2-(1-oxy-pyridine-4-carbonyl)-phenyl]-4-isopropoxy-
 benzenesulfonamide;
 4-Ethoxy-N-[2-(pyridine-4-carbonyl)-4-trifluoromethyl-phenyl]-
 benzenesulfonamide;
 N-[5-Chloro-3-(3-fluoro-benzoyl)-pyridin-2-yl]-4-isopropoxy-
 benzenesulfonamide;
 N-(2-Benzoyl-4-trifluoromethyl-phenyl)-4-isopropoxy-
 benzenesulfonamide;
 N-(3-Benzoyl-pyridin-4-yl)-4-isopropoxy-benzenesulfonamide;
 N-(3-Benzoyl-5-chloro-pyridin-2-yl)-4-isopropyl-benzenesulfonamide;
 5-Oxazol-5-yl-thiophene-2-sulfonic acid (3-benzoyl-5-chloro-pyridin-2-
 yl)-amide;
 6-Isopropoxy-pyridine-3-sulfonic acid (3-benzoyl-5-chloro-pyridin-2-yl)-
 amide;

6-Isopropoxy-pyridine-3-sulfonic acid (2-benzoyl-4-chloro-phenyl)-amide;
 N-[4-Chloro-2-(pyridin-2-ylsulfanyl)-phenyl]-4-isopropylbenzenesulfonamide; and pharmaceutically acceptable salts, solvates, or hydrates thereof.

Models of Inflammation

[00077] *In vivo* models of inflammation are available which can be used to assess the efficacy of compounds of the invention. For example, leukocyte infiltration upon intradermal injection of a chemokine and compound of the invention into a suitable animal, such as rabbit, mouse, rat, guinea pig or primate (e.g., rhesus macaque) can be monitored (see e.g., Van Damme, J. *et al.*, *J. Exp. Med.*, 176: 59-65 (1992); Zachariae, C.O.C. *et al.*, *J. Exp. Med.* 171: 2177-2182 (1990); Jose, P.J. *et al.*, *J. Exp. Med.* 179: 881-887 (1994)). In one embodiment, skin biopsies are assessed histologically for infiltration of leukocytes (e.g., CCR9⁺ T cells). In another embodiment, labeled cells (e.g., stably transfected cells expressing a mammalian CCR9, labeled with ¹¹¹In for example) capable of chemotaxis and extravasation are administered to the animal. For example, compound of the invention to be assessed which binds a mammalian CCR9 can be administered, either before, simultaneously with or after a CCR9 ligand or agonist (e.g., TECK) is administered to the test animal. A decrease of the extent of infiltration in the presence of the compound of the invention as compared with the extent of infiltration in the absence of said compound is indicative of inhibition.

[00078] As described herein, CCR9 is selectively expressed on memory lymphocytes which home to mucosal sites (e.g., CLA^{ve} $\alpha 4\beta 7^{\text{hi}}$ CD4⁺ lymphocytes). Thus, animal models of inflammatory diseases of the mucosa (e.g., respiratory tract, urogenital tract, alimentary canal and associated organs and tissues (e.g., pancreas, liver, gall bladder)) can be used to assess the therapeutic efficacy of CCR9 inhibiting compounds. For example, the therapeutic efficacy of a compound of the invention can be studied in the cotton-top tamarin model of inflammatory bowel disease (Podolsky, D.K., *et al.*, *J. Clin. Invest.* 92:372-380 (1993)). The CD45RB^{Hi}/SCID model provides a mouse model with similarity to both Crohn's disease and ulcerative colitis (Powrie, F. *et al.*, *Immunity*, 1: 553-562 (1994)). Therapeutic efficacy in this model can be assessed, for example, by using parameters such as inhibition of

recruitment of ^{111}In -labeled cells to the colon and reduction in the number of CD4^+ T lymphocytes in the lamina propria of the large intestine after administration (e.g., intravenous (i.v.), intraperitoneally (i.p.) and per oral (p.o.)) of a compound.

Methods of Therapy

[00079] Inhibition of at least one function characteristic of a mammalian CCR9 protein according to the present invention provides an effective and selective way of inhibiting receptor-mediated functions. Once lymphocytes are recruited to a site, other leukocyte types, such as monocytes, may be recruited by secondary signals. Thus, compounds which can inhibit CCR9 function (e.g., compounds of the invention) can be used to inhibit leukocyte function (e.g., leukocyte infiltration including recruitment and/or accumulation).

[00080] In one aspect, the present invention provides a method of inhibiting an inflammatory response in a subject, comprising administering an effective amount of a compound of the invention which inhibits mammalian CCR9 function to a subject in need of such therapy. In one embodiment, an effective amount of a compound which inhibits one or more functions of a mammalian CCR9 protein (e.g., a human CCR9) is administered to a subject to inhibit (i.e., reduce or prevent) inflammation. Preferred compounds of the invention, inhibit an inflammatory response in a subject by inhibiting (i.e., reduce or prevent) binding of ligand (e.g. TECK) to CCR9. As a result, one or more inflammatory processes, such as leukocyte emigration, chemotaxis, exocytosis (e.g., of enzymes) or inflammatory mediator release, is inhibited. For example, leukocytic infiltration of inflammatory sites (e.g., in a inflamed mucus membrane (e.g., colon, small intestine)) can be inhibited according to the present method. In another embodiment, an effective amount of a compound of the invention which inhibits one or more functions of a mammalian CCR9 protein (e.g., a human CCR9) is administered to a subject to inhibit (i.e., reduce or prevent) CCR9-mediated homing of leukocytes. In particular embodiments, an effective amount of a compound which binds to human CCR9 and/or an effective amount of a compound which binds to human TECK is administered to a subject in need thereof.

[00081] Thus, the invention relates to a method of treating a subject having an inflammatory disease, comprising administering an effective amount of a compound of the invention that antagonizes CCR9 function. In a particular embodiment, the subject has an inflammatory bowel disease, such as Crohn's disease or colitis. Treatment includes

therapeutic or prophylactic treatment. Treatment, in accordance with the method, can prevent disease or reduce the severity of disease in whole or in part.

[00082] The invention also relates to a method of inhibiting CCR9-mediated homing of leukocytes in a subject, comprising administering an effective amount of a compound of the invention that antagonizes CCR9 function, for example, the homing of leukocytes to mucosal sites can be inhibited. Immigration of circulating leukocytes into organs or tissue (e.g., intestine) and/or local recruitment of lymphocytes within an organ or tissue (e.g., IEL, LPL) can be inhibited in accordance with the method.

[00083] The term "subject" is defined herein to include animals such as mammals, including, but not limited to, primates (e.g., humans), cows, sheep, goats, horses, dogs, cats, rabbits, guinea pigs, rats, mice or other bovine, ovine, equine, canine, feline, rodent or murine species. A "subject in need of treatment to inhibit CCR9 function" is a subject in whom a beneficial therapeutic or prophylactic effect can be achieved by inhibiting CCR9 function. Examples include subjects with one of the diseases or conditions described herein.

[00084] Diseases and conditions associated with inflammation and/or infection can be treated using the methods described herein. In a preferred embodiment, the disease or condition is one in which the actions of lymphocytes, particularly lymphocytes which home to mucosal tissues, are to be inhibited or promoted for therapeutic (including prophylactic) purposes. In a particularly preferred embodiment, the inflammatory disease or condition is a T cell-mediated disease or condition.

[00085] Examples of inflammatory diseases associated with mucosal tissues which can be treated according to the present method include mastitis (mammary gland), vaginitis, cholecystitis, cholangitis or pericholangitis (bile duct and surrounding tissue of the liver), chronic bronchitis, chronic sinusitis, asthma, and graft versus host disease (e.g., in the gastrointestinal tract). As seen in Crohn's disease, inflammation often extends beyond the mucosal surface, accordingly chronic inflammatory diseases of the lung which result in interstitial fibrosis, such as interstitial lung diseases (ILD) (e.g., idiopathic pulmonary fibrosis, or ILD associated with rheumatoid arthritis, or other autoimmune conditions), hypersensitivity pneumonitis, collagen diseases, sarcoidosis, and other idiopathic conditions can be amenable to treatment. Pancreatitis and insulin-dependent diabetes mellitus are other diseases which can be treated using the present method.

[00086] In a particularly preferred embodiment, diseases which can be treated accordingly include inflammatory bowel disease (IBD), such as ulcerative colitis, Crohn's disease, ileitis, Celiac disease, nontropical Sprue, enteritis, enteropathy associated with seronegative arthropathies, microscopic or collagenous colitis, eosinophilic gastroenteritis, or pouchitis resulting after proctocolectomy, and ileoanal anastomosis.

[00087] Additional diseases or conditions, including chronic diseases, of humans or other species which can be treated with compounds of the invention that inhibit of CCR9 function, include, but are not limited to:

[00088] • inflammatory or allergic diseases and conditions, including systemic anaphylaxis or hypersensitivity responses, drug allergies (e.g., to penicillin, cephalosporins), insect sting allergies; psoriasis and inflammatory dermatoses such as dermatitis, eczema, atopic dermatitis, allergic contact dermatitis, urticaria; vasculitis (e.g., necrotizing, cutaneous, and hypersensitivity vasculitis); spondyloarthropathies; scleroderma; respiratory allergic diseases such as asthma, allergic rhinitis;

[00089] • autoimmune diseases, such as arthritis (e.g., rheumatoid arthritis, psoriatic arthritis), multiple sclerosis, systemic lupus erythematosus, myasthenia gravis, juvenile onset diabetes, glomerulonephritis and other nephritides, autoimmune thyroiditis, Behcet's disease;

[00090] • graft rejection (e.g., in transplantation), including allograft rejection or graft-versus-host disease;

[00091] • other diseases or conditions in which undesirable inflammatory responses are to be inhibited can be treated, including, but not limited to, atherosclerosis, restenosis, myositis (including polymyositis, dermatomyositis).

Modes of Administration

[00092] The compound can be administered as a neutral compound or as a salt. Salts of compounds containing an amine or other basic group can be obtained, for example, by contacting the compound with a suitable organic or inorganic acid, such as hydrogen chloride, hydrogen bromide, acetic acid, perchloric acid and the like. Compounds with a quaternary

ammonium group also contain a counteranion such as chloride, bromide, iodide, acetate, perchlorate and the like. Other examples of such salts include hydrochlorides, hydrobromides, sulfates, methanesulfonates, nitrates, maleates, acetates, citrates, fumarates, tartrates [e.g. (+)-tartrates, (-)-tartrates or mixtures thereof including racemic mixtures], succinates, benzoates and salts with amino acids such as glutamic acid.

[00093] Salts of compounds containing a carboxylic acid or other acidic functional group can be prepared by reacting with a suitable base. Such a pharmaceutically acceptable salt may be made with a base which affords a pharmaceutically acceptable cation, which includes alkali metal salts (especially sodium and potassium), alkaline earth metal salts (especially calcium and magnesium), aluminum salts and ammonium salts, as well as salts made from physiologically acceptable organic bases such as trimethylamine, triethylamine, morpholine, pyridine, piperidine, picoline, dicyclohexylamine, N,N'-dibenzylethylenediamine, 2-hydroxyethylamine, bis-(2-hydroxyethyl)amine, tri-(2-hydroxyethyl)amine, procaine, dibenzylpiperidine, N-benzyl- β -phenethylamine, dehydroabietylamine, N,N'-bisdehydroabietylamine, glucamine, N-methylglucamine, collidine, quinine, quinoline, and basic amino acid such as lysine and arginine. These salts may be prepared by methods known to those skilled in the art.

[00094] Salts of acidic functional groups contain a countercation such as sodium, potassium and the like.

[00095] Certain compounds described herein and their salts may also exist in the form of solvates, for example hydrates, and the present invention includes each solvate and mixtures thereof.

[00096] Certain compounds described herein may exist in different stable conformational forms which may be separable. Torsional asymmetry due to restricted rotation about an asymmetric single bond, for example because of steric hindrance or ring strain, may permit separation of different conformers. The present invention includes each conformational isomer of these compounds and mixtures thereof.

[00097] Certain compounds described herein may exist in zwitterionic form. The present invention includes each zwitterionic form of these compounds and mixtures thereof.

[00098] Certain compounds described herein and their salts may exist in more than one crystal form. Polymorphs of these compounds form part of this invention and may be prepared by crystallization of the compound under different conditions, for example, by using

different solvents or different solvent mixtures for recrystallization; by crystallization at different temperatures; or by various modes of cooling, ranging from very fast to very slow cooling during crystallization. Polymorphs may also be obtained by heating or melting the compound followed by gradual or fast cooling. The presence of polymorphs may be determined by solid probe nmr spectroscopy, ir spectroscopy, differential scanning calorimetry, powder X-ray diffraction or such other techniques.

[00099] The language an “effective amount” or “pharmaceutically effective amount” is intended to include an amount which is sufficient to ameliorate a disease or condition and prevent its further progression or ameliorate the symptoms associated with the disease or condition. Such an amount can be administered prophylactically to a patient thought to be susceptible to development of a disease or condition. Such amount when administered prophylactically to a patient can also be effective to prevent or lessen the severity of the mediated condition. Such an amount is intended to include an amount which is sufficient to modulate a CCR9 receptor-mediated disease or condition. Conditions mediated by CCR9 receptors include all of the diseases or conditions described herein. Although the amount to be administered to a subject will, of course, be determined by a physician, in the light of all the relevant circumstances, an “effective amount” typically ranges between about 0.01 mg/kg/day to about 100 mg/kg/day, preferably between about 0.5 mg/kg/day to about 50 mg/kg/day.

[000100] The compounds described herein, and the pharmaceutically acceptable salts, solvates and hydrates thereof, have valuable pharmacological properties and can be used in pharmaceutical preparations containing the compound or pharmaceutically acceptable salts thereof, in combination with a pharmaceutically acceptable carrier or diluent. They are useful as therapeutic substances in preventing or treating diseases mediated by CCR9 receptors, such as inflammatory diseases, in human or non-human animals. Suitable pharmaceutically acceptable carriers include inert solid fillers or diluents and sterile aqueous or organic solutions. The active compound will be present in such pharmaceutical compositions in amounts sufficient to provide the desired dosage amount in the range described herein. Techniques for formulation and administration of the compounds of the instant invention can be found in *Remington: the Science and Practice of Pharmacy*, 19th edition, Mack Publishing Co., Easton, PA (1995).

[000101] For oral administration, the compound or salts thereof can be combined with a suitable solid or liquid carrier or diluent to form capsules, tablets, pills, powders, syrups, solutions, suspensions and the like.

[000102] The tablets, pills, capsules, and the like may also contain a binder such as gum tragacanth, acacias, corn starch or gelatin; excipients such as dicalcium phosphate; a disintegrating agent such as corn starch, potato starch, alginic acid, a lubricant such as magnesium stearate; and a sweetening agent such as sucrose lactose or saccharin. When a dosage unit form is a capsule, it may contain, in addition to materials of the above type, a liquid carrier such as a fatty oil.

[000103] Various other materials may be present as coatings or to modify the physical form of the dosage unit. For instance, tablets may be coated with shellac, sugar or both. A syrup or elixir may contain, in addition to the active ingredient, sucrose as a sweetening agent, methyl and propylparabens as preservatives, a dye and a flavoring such as cherry or orange flavor.

[000104] The active compounds can also be administered intranasally as, for example, liquid drops or spray. For oral or nasal inhalation, the compounds for use according to the present invention are conveniently delivered in the form of a dry powder inhaler, or an aerosol spray presentation from pressurized packs or a nebuliser, with the use of a suitable propellant, *e.g.*, dichlorodifluoromethane, trichlorofluoromethane, dichlorotetrafluoroethane, carbon dioxide or other suitable gas. In the case of pressurized aerosol the dosage unit may be determined by providing a valve to deliver a metered amount. Capsules and cartridges of gelatin for use in an inhaler or insufflator may be formulated containing a powder mix of the compound and a suitable powder base such as lactose or starch.

[000105] For parental administration the compounds of the present invention, or salts thereof can be combined with sterile aqueous or organic media to form injectable solutions or suspensions. For example, solutions in sesame or peanut oil, aqueous propylene glycol and the like can be used, as well as aqueous solutions of water-soluble pharmaceutically-acceptable salts of the compounds. Dispersions can also be prepared in glycerol, liquid polyethylene glycols and mixtures thereof in oils. Under ordinary conditions of storage and use, these preparations contain a preservative to prevent the growth of microorganisms.

[000106] The pharmaceutical forms suitable for injectable use include sterile aqueous solutions or dispersions and sterile powders for the extemporaneous preparation of sterile

injectable solutions or dispersions. In all cases, the form must be sterile and must be fluid to the extent that each syringability exists. It must be stable under the conditions of manufacture and storage and must be preserved against any contamination. The carrier can be solvent or dispersion medium containing, for example, water, ethanol, polyol (e.g. glycerol, propylene glycol and liquid polyethylene glycol), propylene glycol and liquid polyethylene glycol), suitable mixtures thereof, and vegetable oils. The injectable solutions prepared in this manner can then be administered intravenously, intraperitoneally, subcutaneously, or intramuscularly, with intramuscular administration being preferred in humans.

[000107] The compounds may also be formulated in rectal compositions such as suppositories or retention enemas, e.g., containing conventional suppository bases such as cocoa butter or other glycerides.

[000108] In addition, to the formulations described previously, the compounds may also be formulated as a depot preparation. Such long acting formulations may be administered by implantation, for example, subcutaneously or intramuscularly or by intramuscular injection. Thus, for example, as an emulsion in an acceptable oil, or ion exchange resins, or as sparingly soluble derivatives, for example, as sparingly soluble salts.

[000109] The effective dosage of active ingredient employed may vary depending on the particular compound employed, the mode of administration, the condition being treated and the severity of the condition being treated.

[000110] The compositions are formulated and administered in the same general manner as detailed herein. The compounds of the instant invention may be used effectively alone or in combination with one or more additional active agents depending on the desired target therapy. Combination therapy includes administration of a single pharmaceutical dosage formulation which contains a compound described herein and one or more additional active agents, as well as administration of the compound and each active agent in its own separate pharmaceutical dosage formulation. For example, a compound described herein or salt thereof can be administered to the patient together in a single oral dosage composition such as a tablet or capsule, or each agent administered in separate oral dosage formulations. Where separate dosage formulations are used, a compound of the invention and one or more additional active agents can be administered at essentially the same time, i.e., concurrently, or at separately staggered times, i.e., sequentially; combination therapy is understood to include all these regimens.

[000111] An effective amount of the compounds described herein can be used for the preparation of a medicament useful for treating a disease mediated by CCR9 receptors, such as an inflammatory disease, and for treating, preventing or reducing the risk of developing a disease mediated by CCR9 receptors, such as an inflammatory disease, in mammals, particularly in humans.

[000112] Preferably compounds of the invention or pharmaceutical formulations containing these compounds are in unit dosage form for administration to a mammal. The unit dosage form can be any unit dosage form known in the art including, for example, a capsule, an IV bag, a tablet, or a vial. The quantity of active ingredient (viz., a compound of Structural Formula I or salts thereof) in a unit dose of composition is an effective amount and may be varied according to the particular treatment involved. It may be appreciated that it may be necessary to make routine variations to the dosage depending on the age and condition of the patient. The dosage will also depend on the route of administration which may be by a variety of routes including oral, aerosol, rectal, transdermal, subcutaneous, intravenous, intramuscular, intraperitoneal and intranasal.

[000113] Pharmaceutical formulations of the invention are prepared by combining (e.g., mixing) an effective amount of a compound of the invention together with a pharmaceutically acceptable carrier or diluent. The present pharmaceutical formulations are prepared by known procedures using well known and readily available ingredients.

[000114] In making the compositions of the present invention, the active ingredient will usually be admixed with a carrier, or diluted by a carrier, or enclosed within a carrier which may be in the form of a capsule, sachet, paper or other container. When the carrier serves as a diluent, it may be a solid, lyophilized solid or paste, semi-solid, or liquid material which acts as a vehicle, or can be in the form of tablets, pills, powders, lozenges, elixirs, suspensions, emulsions, solutions, syrups, aerosols (as a solid or in a liquid medium), or ointment, containing, for example, up to 10% by weight of the active compound. The compounds of the present invention are preferably formulated prior to administration.

[000115] For the pharmaceutical formulations any suitable carrier known in the art can be used. In such a formulation, the carrier may be a solid, liquid, or mixture of a solid and a liquid.

[000116] Advantageously, compositions containing the compounds of the invention or the salts thereof may be provided in dosage unit form, each dosage unit containing from about 5% to about 95%, preferably about 20% to about 80%, of a compound of the invention, although it will, of course, readily be understood that the amount of the compound or compounds actually to be administered will be determined by a physician, in the light of all the relevant circumstances.

[000117] Powders and tablets preferably contain from about 1 to about 99 weight percent of the active ingredient which is the novel compound of this invention. Suitable solid carriers are magnesium carbonate, magnesium stearate, talc, sugar, lactose, pectin, dextrin, starch, gelatin, tragacanth, methyl cellulose, sodium carboxymethyl cellulose, low melting waxes, and cocoa butter.

[000118] The following pharmaceutical formulations 1 through 8 are illustrative only and are not intended to limit the scope of the invention in any way. "Active Ingredient", refers to a compound according to Structural Formula I or salts thereof.

Formulation 1

Hard gelatin capsules are prepared using the following ingredients:

	Quantity (mg/capsule)
Active Ingredient	250
Starch, dried	200
Magnesium stearate	<u>10</u>
Total	460 mg

Formulation 2

A tablet is prepared using the ingredients below:

	Quantity (mg/tablet)
Active Ingredient	250
Cellulose, microcrystalline	400
Silicon dioxide, fumed	10
Stearic acid	<u>5</u>
Total	665 mg

[000119] The components are blended and compressed to form tablets each weighing 665 mg

Formulation 3

An aerosol solution is prepared containing the following components:

	<u>Weight</u>
Active Ingredient	0.25
Ethanol	25.75
Propellant 22 (Chlorodifluoromethane)	<u>74.00</u>
Total	100.00

[000120] The Active Ingredient is mixed with ethanol and the mixture added to a portion of the propellant 22, cooled to 30°C and transferred to a filling device. The required amount is then fed to a stainless steel container and diluted with the remainder of the propellant. The valve units are then fitted to the container.

Formulation 4

Tablets, each containing 60 mg of Active ingredient, are made as follows:

Active Ingredient	60 mg
Starch	45 mg
Microcrystalline cellulose	35 mg
Polyvinylpyrrolidone (as 10% solution in water)	4 mg
Sodium carboxymethyl starch	4.5 mg
Magnesium stearate	0.5 mg
Talc	<u>1 mg</u>
Total	150 mg

[000121] The Active Ingredient, starch and cellulose are passed through a No. 45 mesh U.S. sieve and mixed thoroughly. The aqueous solution containing polyvinylpyrrolidone is mixed with the resultant powder, and the mixture then is passed through a No. 14 mesh U.S. sieve. The granules so produced are dried at 50°C and passed through a No. 18 mesh U.S. sieve. The sodium carboxymethyl starch, magnesium stearate and talc, previously passed

through a No. 60 mesh U.S. sieve, are then added to the granules which, after mixing, are compressed on a tablet machine to yield tablets each weighing 150 mg.

Formulation 5

Capsules, each containing 80 mg of Active Ingredient, are made as follows:

Active Ingredient	80 mg
Starch	59 mg
Microcrystalline cellulose	59 mg
Magnesium stearate	<u>2 mg</u>
Total	200 mg

[000122] The Active Ingredient, cellulose, starch, and magnesium stearate are blended, passed through a No. 45 mesh U.S. sieve, and filled into hard gelatin capsules in 200 mg quantities.

Formulation 6

Suppositories, each containing 225 mg of Active Ingredient, are made as follows:

Active Ingredient	225 mg
Saturated fatty acid glycerides	<u>2,000 mg</u>
Total	2,225 mg

[000123] The Active Ingredient is passed through a No. 60 mesh U.S. sieve and suspended in the saturated fatty acid glycerides previously melted using the minimum heat necessary. The mixture is then poured into a suppository mold of nominal 2g capacity and allowed to cool.

Formulation 7

Suspensions, each containing 50 mg of Active Ingredient per 5 mL dose, are made as follows:

Active Ingredient	50 mg
Sodium carboxymethyl cellulose	50 mg
Syrup	1.25 mL
Benzoic acid solution	0.10 mL
Flavor	q.v.
Color	q.v.
Purified water to total	5 mL

[000124] The Active Ingredient is passed through a No. 45 mesh U.S. sieve and mixed with the sodium carboxymethyl cellulose and syrup to form a smooth paste. The benzoic acid solution, flavor and color are diluted with a portion of the water and added, with stirring. Sufficient water is then added to produce the required volume.

Formulation 8

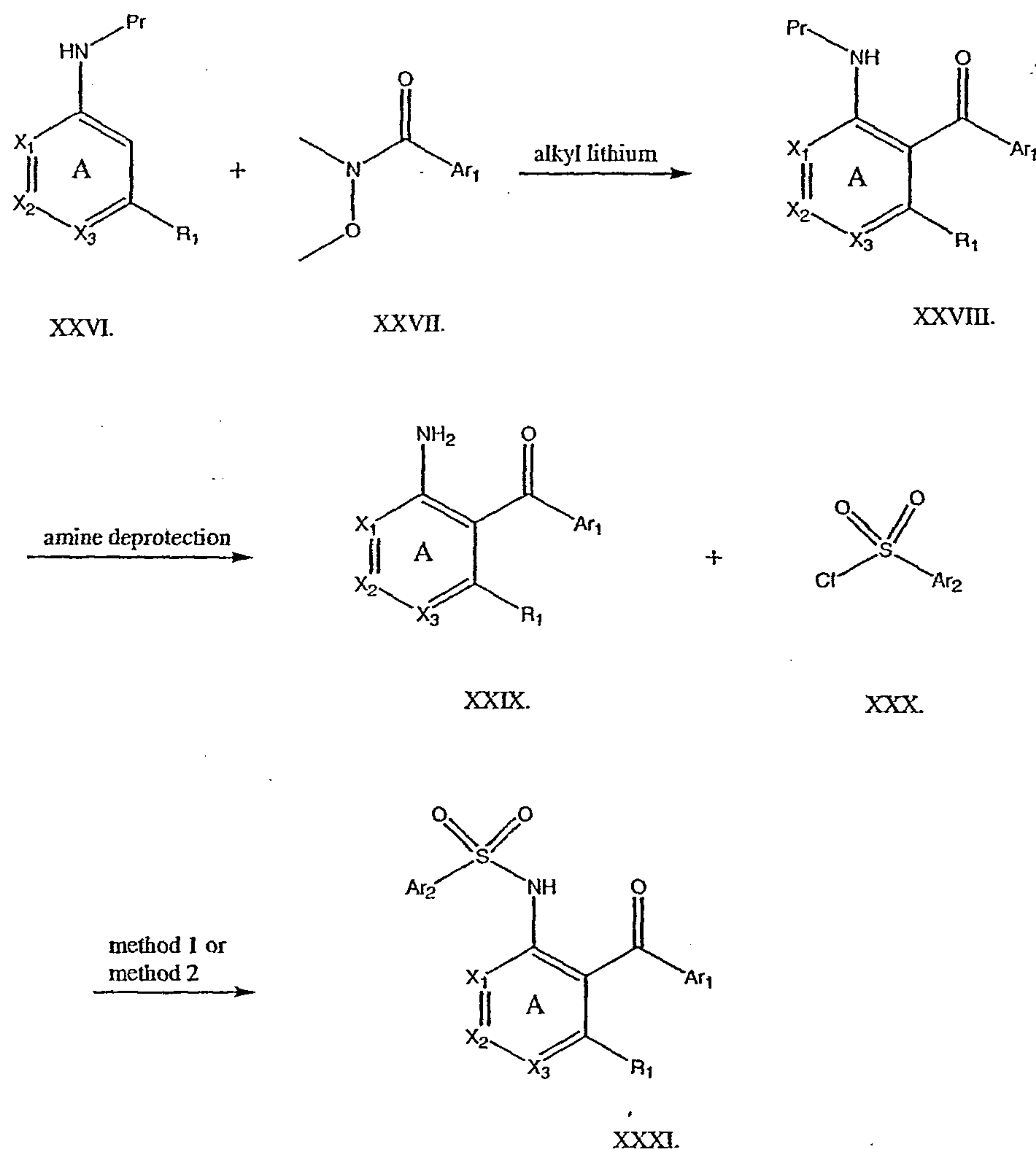
An intravenous formulation may be prepared as follows:

Active Ingredient	100 mg
Isotonic saline	1,000 mL

[000125] The solution of the above materials generally is administered intravenously to a subject at a rate of 1 mL per minute.

EXAMPLES

I. General Synthesis



Scheme I: General synthesis of diaryl methanones.

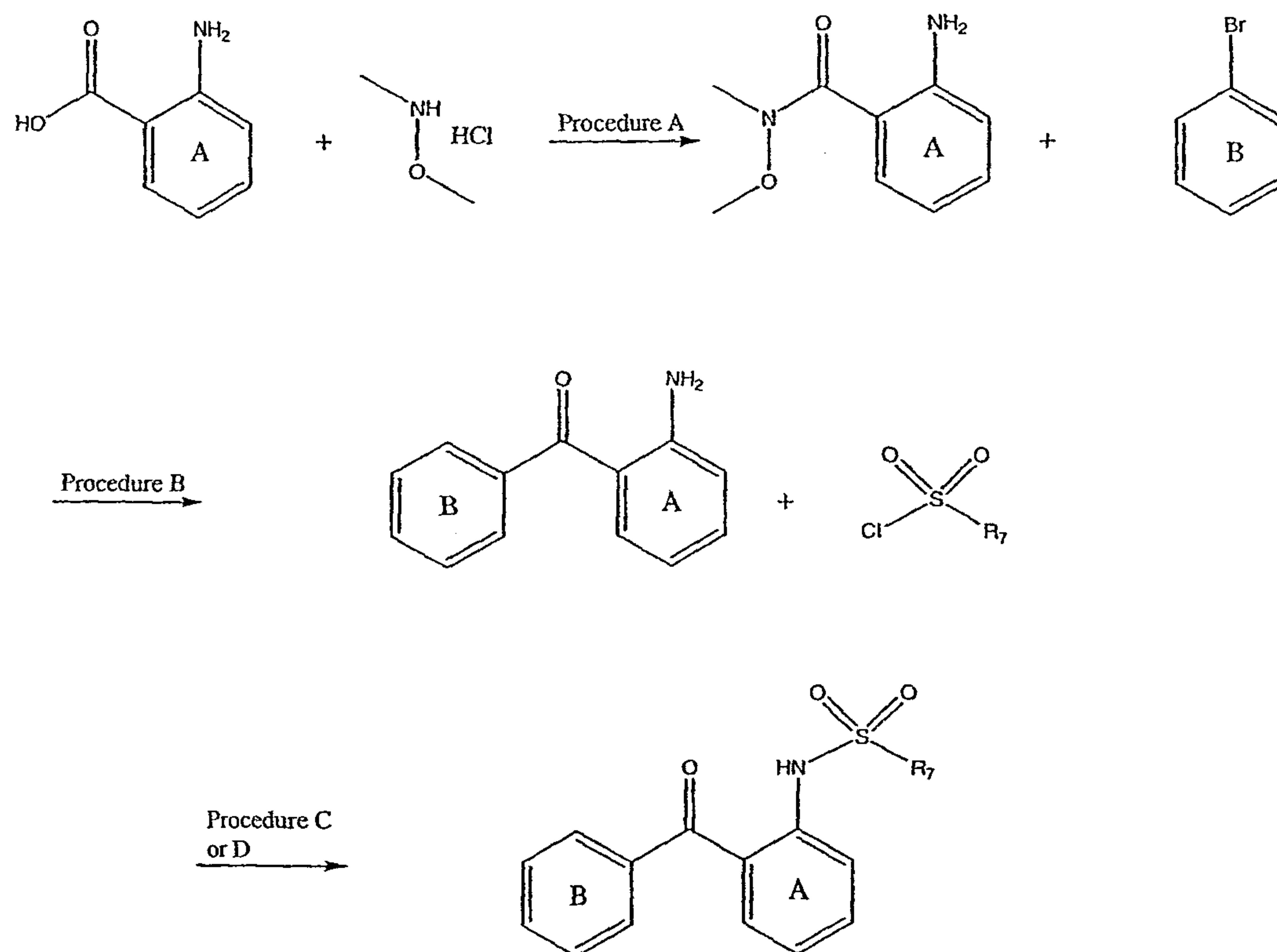
[000126] The sulfonamides of the invention can be synthesized by treating a protected aromatic amine (XXVI) or a protected heteroaromatic amine (XXVI), such as an aminobenzene, an aminopyridine, an aminopyrimidine, an aminopyridazine, an aminopyrazine, an aminotriazine or an aminotetrazine, with an alkyl lithium. Typically, the amino group of the aromatic amine or heteroaromatic amine is protected with protecting group which is stable under basic condition, such as a tert-butoxycarbonyl (BOC) group. The aromatic amine or heteroaromatic amine is dissolved in an aprotic solvent, preferably an ether. The solution is then cooled to about -50°C to about -100°C and about 1 equ. to about 2.5 equ. of alkyl lithium (e.g., n-butyl lithium, s-butyl lithium or t-butyl lithium) is added slowly to the reaction mixture. The temperature of the reaction mixture is allowed to increase

to about -25°C to about 25°C . After about 5 min. to about 45 min., about 1 equ. to about 1.5 equ. of a Weinreb amide (XXVII), such as a N-methoxy-N-methyl-benzamide or a N-methoxy-N-methyl-isonicotinamide, dissolved in an aprotic solvent is added to the reaction mixture. The reaction is allowed to continue stirring until the protected aromatic amine (XXVI) or protected heteroaromatic amine (XXVI) is consumed (typically, for about 0.5 hr to about 3 hr at about 15°C to about 35°C). The reaction is monitored by thin layer chromatography (tlc) to determine when the aromatic amine (XXVI) or heteroaromatic amine (XXVI) has been consumed. When the reaction is complete, it is quenched with an acidic aqueous solution to yield compound XXVIII.

[000127] After the amino group of compound XXVIII has been deprotected to yield compound XXIX, compound XXIX is converted to a sulfonamide by using one of two alternative methods. In method 1, compound XXIX is dissolved in an aprotic solvent and the solution is cooled to about -25°C to about 10°C and about 1 equ. to about 1.5 equ. of NaH is added to the mixture. After about 1 min. to about 15 min., about 1 equ. to about 1.5 equ. of sulfonyl chloride (XXX) dissolved in an aprotic solvent is added to the reaction mixture. An additional, amount of up to about 0.5 equ. NaH may be added to the reaction mixture. The reaction is stirred at about 15°C to about 30°C until the reaction is complete as indicated by tlc (typically, about 1 hr to about 3 hr). The reaction is quenched by addition of water to yield sulfonamide (XXXI).

[000128] In the second method of forming sulfonamide (XXXI), compound XXIX is dissolved in an aprotic solvent and the mixture is cooled to about -10°C to about 10°C . An excess amount of sodium bis(trimethylsilyl)amide (typically, about 1.5 equ. to about 3 equ.) in an aprotic solvent is added to the solution, and the reaction is allowed to stir for about 10 min. to about 45 min. A solution of about 1 equ. to about 2 equ. of sulfonyl chloride (XXX) in an aprotic solvent is added to the reaction mixture and the reaction is allowed to warm up to about 15°C to about 30°C and is stirred for about 6 hr to about 24 hr. The reaction is quenched with an acidic water solution to yield sulfamide (XXXI).

II. General Synthesis of N-(2-Benzoyl-Phenyl)-Arylsulfonamides and N-(2-Benzoyl-Phenyl)-Heteroarylsulfonamides



Scheme II: Synthesis of N-(2-Benzoyl-Phenyl)-Benzenesulfonamides and N-(2-Benzoyl-Phenyl)-Heteroarylsulfonamides.

Procedure A (Synthesis of Weinreb amides):

[000129] A substituted anthranilic acid (24 mmol) was dissolved in acetonitrile (200 mL). 1.05 equivalents of N,O dimethylhydroxylamine hydrochloride, 1.05 equivalents of EDC, 0.05 equivalents of dimethylaminopyridine, and 1.0 equivalent of triethylamine were added and the reaction was stirred at room temperature overnight. The acetonitrile was removed by rotary evaporation and the residue was partitioned between ethyl acetate and water. The organic layer was washed with brine then concentrated to a residue. The residue was chromatographed on silica gel (ethyl acetate as eluent) to give the product. Typical yields are 70-90%.

The following compounds were prepared using Procedure A:

Example 1: 2-Amino-5-bromo-N-methoxy-N-methyl-benzamide

[000130] LC-MS showed the product to be > 95% pure and to have the expected M.W. of 259 (M+H⁺). ¹H NMR (Bruker 300 MHz, CDCl₃, shifts relative to the solvent peak at 7.24 ppm) δ 7.5 (s, 1H) δ 7.23 (d, 1H) δ 6.58 (d, 1H) δ 4.68 (br s, 2H) δ 3.55 (s, 3H) δ 3.41 (s, 3H).

Example 2: 2-Amino-N-methoxy-N-methyl-5-nitro-benzamide

[000131] LC-MS showed the product to be > 95% pure and to have the expected M.W. of 226 (M+H⁺). ¹H NMR (CDCl₃, shifts relative to the solvent peak at 7.24 ppm) δ 8.5 (s, 1H), δ 8.1 (d, 1H) δ 6.7 (d, 1H) δ 3.6 (s, 3H) δ 3.4 (s, 3H).

Example 3: 2-Amino-5-chloro-N-methoxy-N-methyl-benzamide

[000132] LC-MS showed the product to be > 95% pure and to have the expected M.W. of 215. (M+H⁺). ¹H NMR (Bruker 300 MHz, CDCl₃, shifts relative to the solvent peak at 7.24 ppm) δ 7.4 (s, 1H) δ 7.15 (m, 1H) δ 6.65 (d, 1H) δ 3.6 (s, 3H) δ 3.28 (s, 3H).

Procedure B (General synthesis of substituted 2-aminobenzophenones):

[000133] A substituted Weinreb amide (10 mmol) and a substituted bromobenzene (10 mmol) were dissolved in THF under nitrogen. The reaction mixture was cooled to -100 °C using a liquid nitrogen/diethyl ether bath. n-BuLi (21 mmol, 1.6 M in cyclohexanes) was introduced via syringe over a period of twenty minutes. The reaction mixture was allowed to warm to -70 °C and then quenched by adding of 21 mL of 1 N HCl. The reaction mixture was partitioned between ethyl acetate and saturated sodium bicarbonate. The organic layer was washed with saturated sodium chloride, then concentrated to a residue. The residue was chromatographed on silica gel using 1:1 ethyl acetate:hexanes to give the product. Typical yields are 30-60%.

The following compounds were prepared using Procedure B:

Example 4: (2-Amino-5-bromo-phenyl)-phenyl-methanone

[000134] LC-MS showed the product to be > 95% pure and to have the expected M.W. of 276 (M+H⁺). ¹H NMR (Bruker 300 MHz, CDCl₃, shifts relative to the solvent peak at 7.24 ppm) δ 7.2-7.8 (m, 6H) δ 6.85 (d, 2H) δ 6.2 (br s, 2H).

Example 5: (2-Amino-5-nitro-phenyl)-(3-trifluoromethyl-phenyl)-methanone

[000135] LC-MS showed the product to be > 95% pure and to have the expected M.W. of 311 (M+H⁺). ¹H NMR (Bruker 300 MHz, CDCl₃, shifts relative to the solvent peak at 7.24 ppm) δ 7.6-8.4 (m, 5 H) δ 6.75 (d, 2 H) δ 7.0 (br s, 2H).

Example 6: (2-Amino-5-chloro-phenyl)-m-tolyl-methanone

[000136] LC-MS showed the product to be > 95% pure and to have the expected M.W. of 246. (M+H⁺). ¹H NMR (Bruker 300 MHz, CDCl₃, shifts relative to the solvent peak at 7.24 ppm) δ 7.25-7.5 (m, 5H) δ 6.8 (d, 2H) δ 2.4 (s, 3H).

Procedure C (General synthesis of N-(2-benzoyl-phenyl)-benzenesulfonamides):

[000137] A substituted 2-aminobenzophenone (1 mmol) was dissolved in 5 mL of pyridine. A substituted sulfonyl chloride (1.3 mmol) and dimethylaminopyridine (10 mg) were added to the 2-aminobenzophenone solution. The reaction mixture was heated to 110 °C for 2 hours. The solvent was evaporated under a stream of nitrogen and the product was isolated by reverse phase HPLC using the method given below. Typical yields are 60-80%.

General Method for HPLC Purification of N-(2-benzoyl-phenyl)-benzenesulfonamides:

[000138] A crude N-(2-benzoyl-phenyl)-benzenesulfonamides was dissolved in 1 mL of MeOH (or MeOH/DCM) and filtered through a 0.45 micron filter. The solution was then injected (50-75 mg/injection) to a HPLC/MS system equipped with Waters 2700 Sample Manager auto-injector, Waters 600 Controller and Pumps, Waters 996 Diode Array detector, Micro Mass Platform LCZ mass spectrometer and Gilson FC-204 fraction collector. Solvents A and B were used for gradient elution of the purified compound using Phenomenex Luna 15 micron, C18(2) 100A, 100 X 21.2 mm column at 20 mL/min flow rate.

Solvent A: 99% Water/1% CH₃CN/0.1% Formic Acid

Solvent B: 95% CH₃CN/5% Water/0.1% Formic Acid

*Trademark

The gradients were programmed according to their analytical scale HPLC retention time (t_{min}) which was obtained by running a linear gradient of 0%B to 100%B in A in 3.5 min on a Phenomenex Luna 5 micron C18(2) 50X4.6 mm column at 3.5 mL/min.

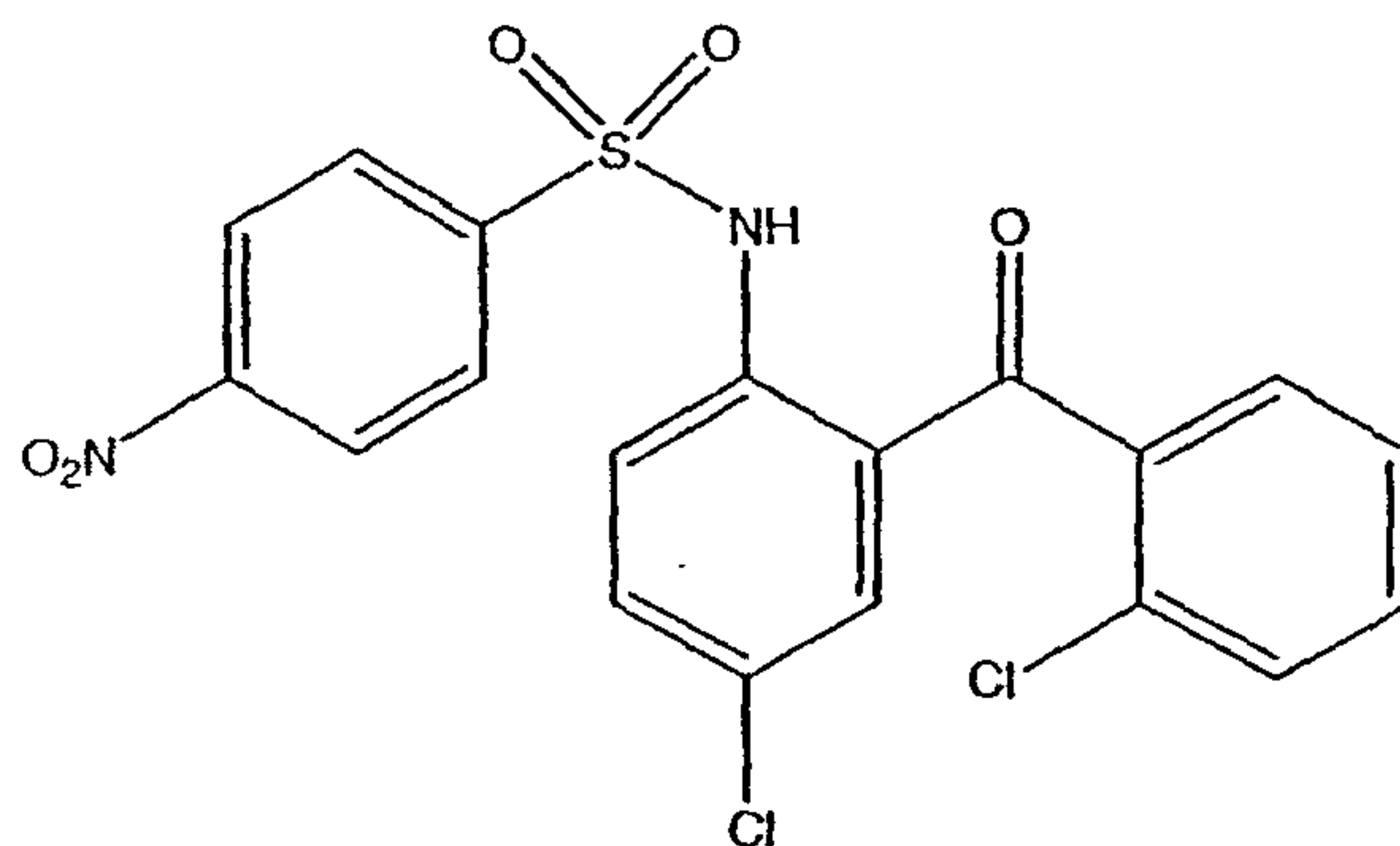
[000139] Linear mixing of 0% of B to X% of B in A was used according to the following formula with some adjustments for some compounds.

$$X = t_{\text{min}} \times 95/3.5 + 15$$

[000140] About 15 mL to 25 mL size fractions were collected based on mass triggered collection. They were combined according to their purities based on mass spectral pattern of the fractions.

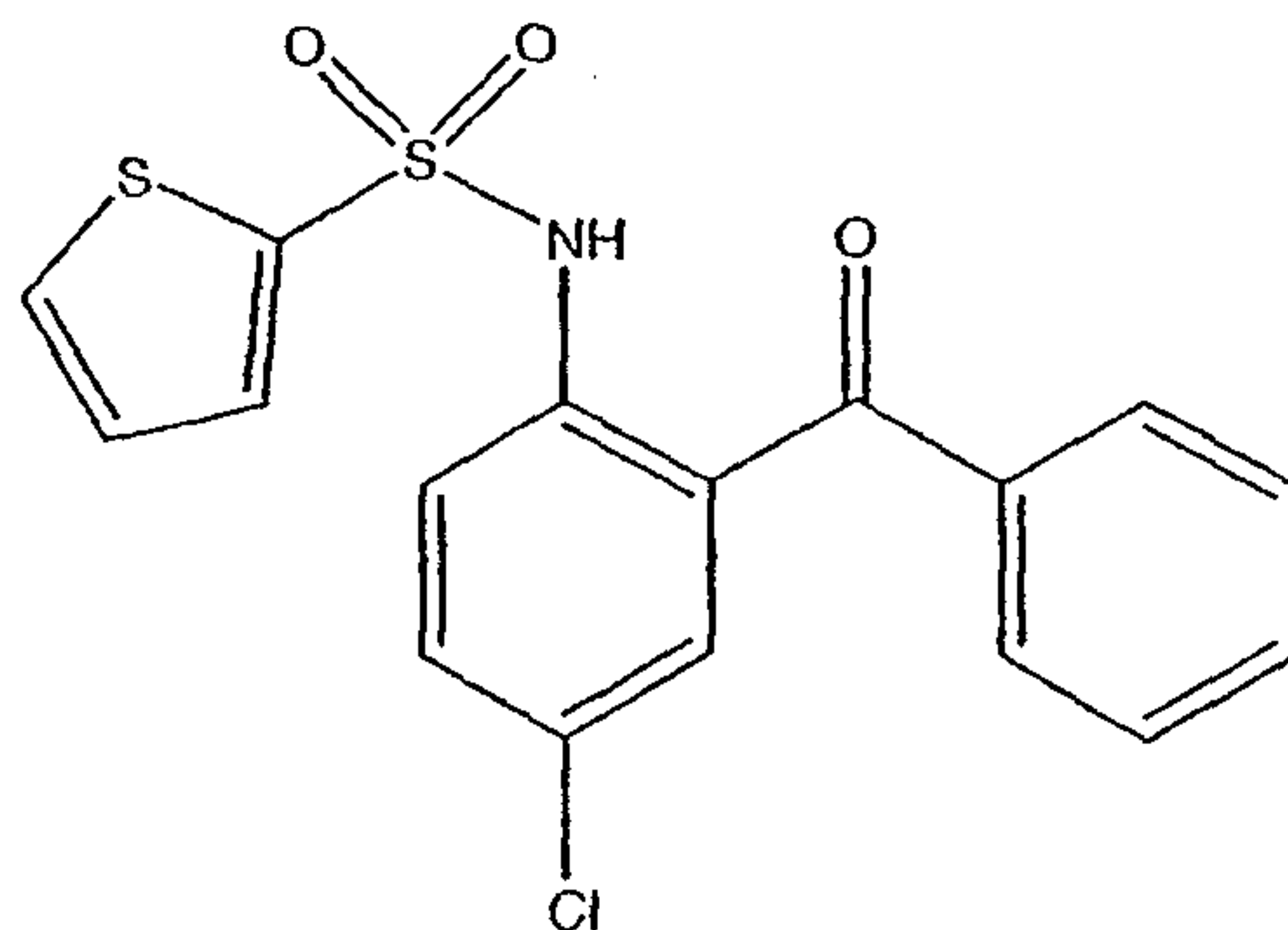
The following examples were prepared using Procedure C:

Example 7: N-[4-Chloro-2-(2-chloro-benzoyl)-phenyl]-4-nitro-benzenesulfonamide



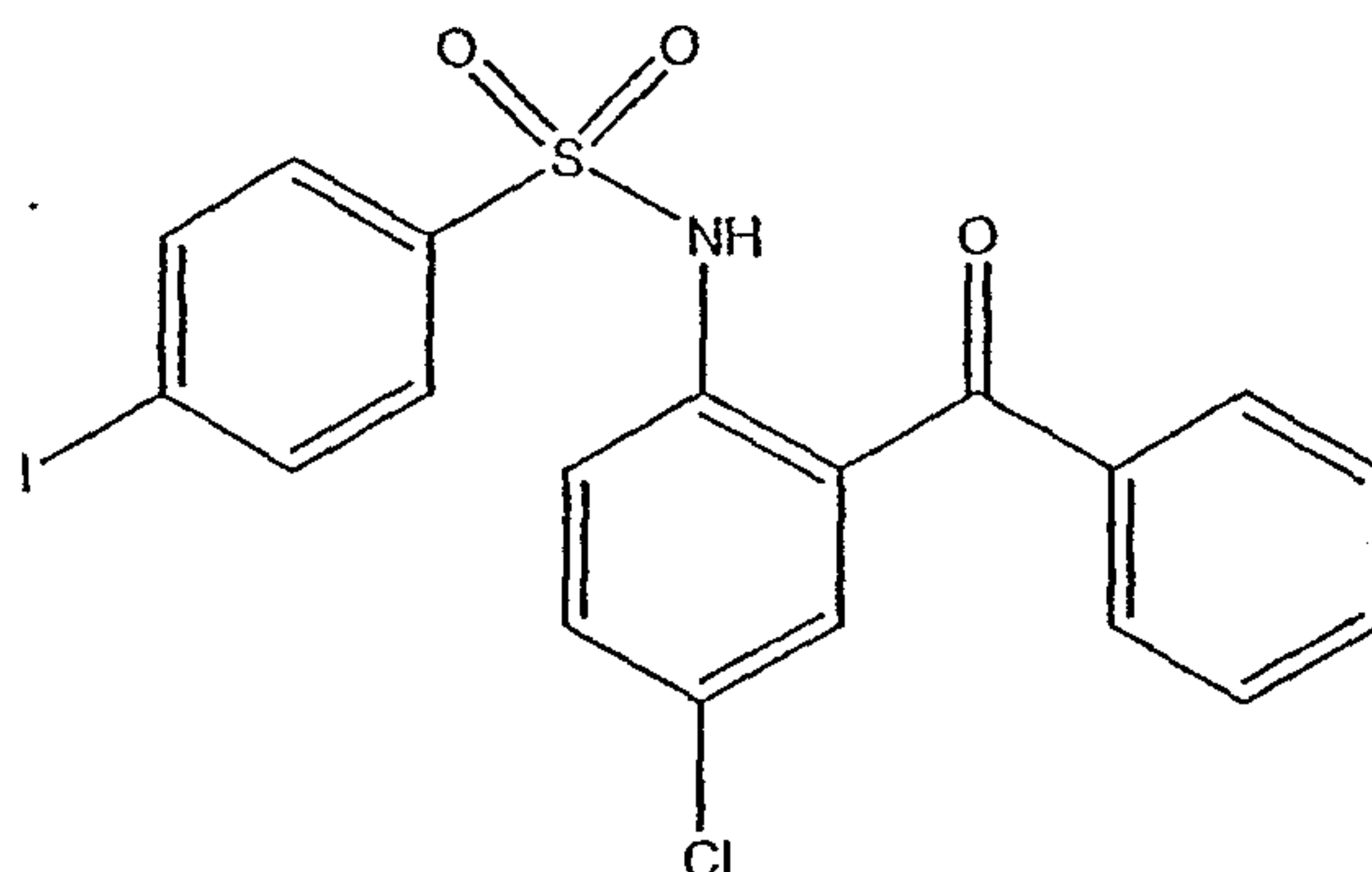
[000141] LC-MS showed the product to be > 95% pure and to have the expected M.W. of 451 ($M+H^+$). ^1H NMR (Bruker 300 MHz, CDCl_3 , shifts relative to the solvent peak at 7.24 ppm) δ 10.0 (s, 1H) δ 8.0-8.4 (dd, 4H) δ 7.8 (d, 1 H) δ 7.38-7.58 (m, 6H).

Example 8: Thiophene-2-sulfonic acid (2-benzoyl-4-chloro-phenyl)-amide



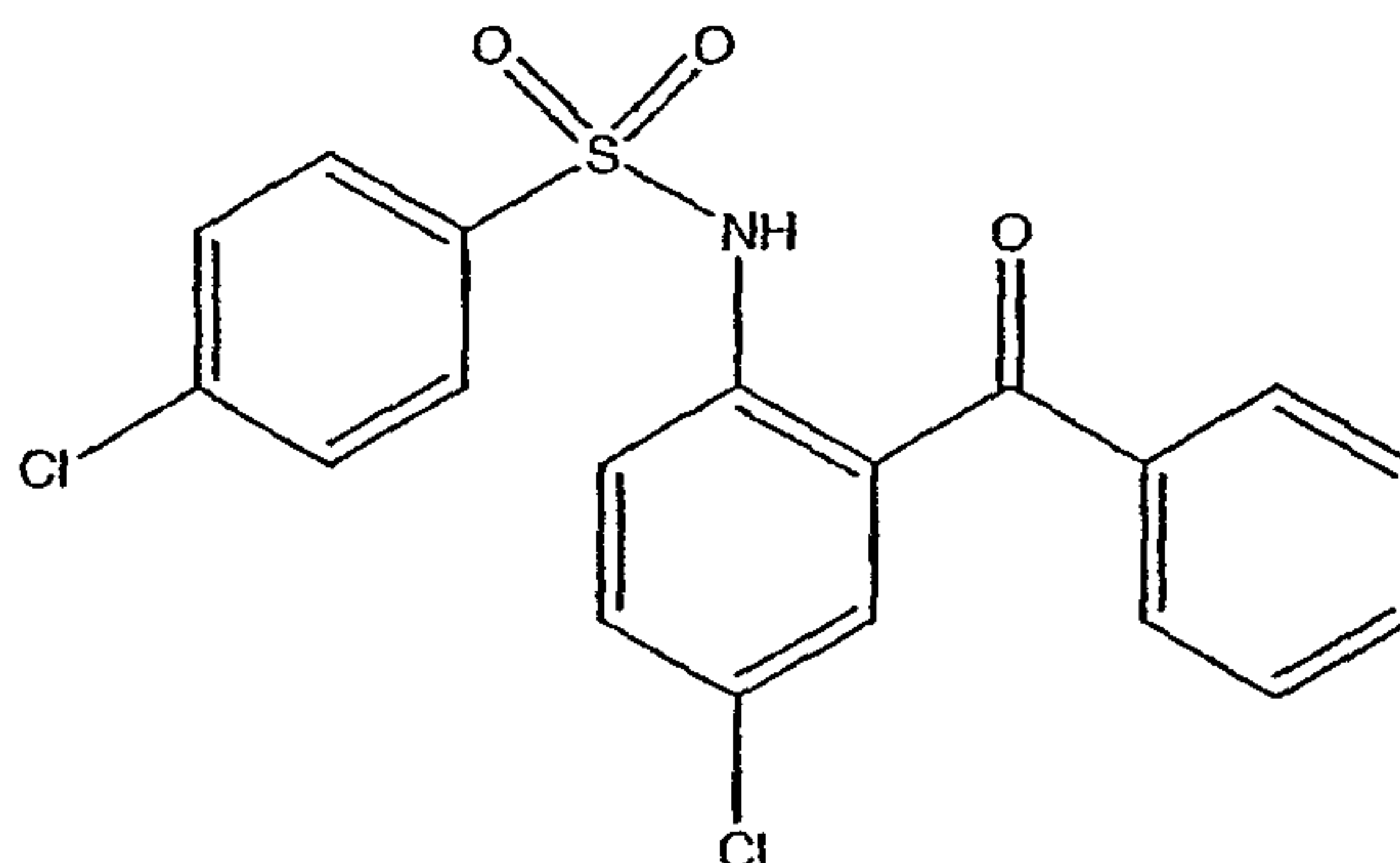
[000142] LC-MS showed the product to be > 95% pure and to have the expected M.W. of 378 ($M+H^+$). ^1H NMR (Bruker 300 MHz, CDCl_3 , shifts relative to the solvent peak at 7.24 ppm) δ 10.0 (s, 1H) δ 7.85 (d, 1H) δ 7.4-7.7 (m, 9 H) δ 6.85 (d, 1H).

Example 9: N-(2-Benzoyl-4-chloro-phenyl)-4-iodo-benzenesulfonamide



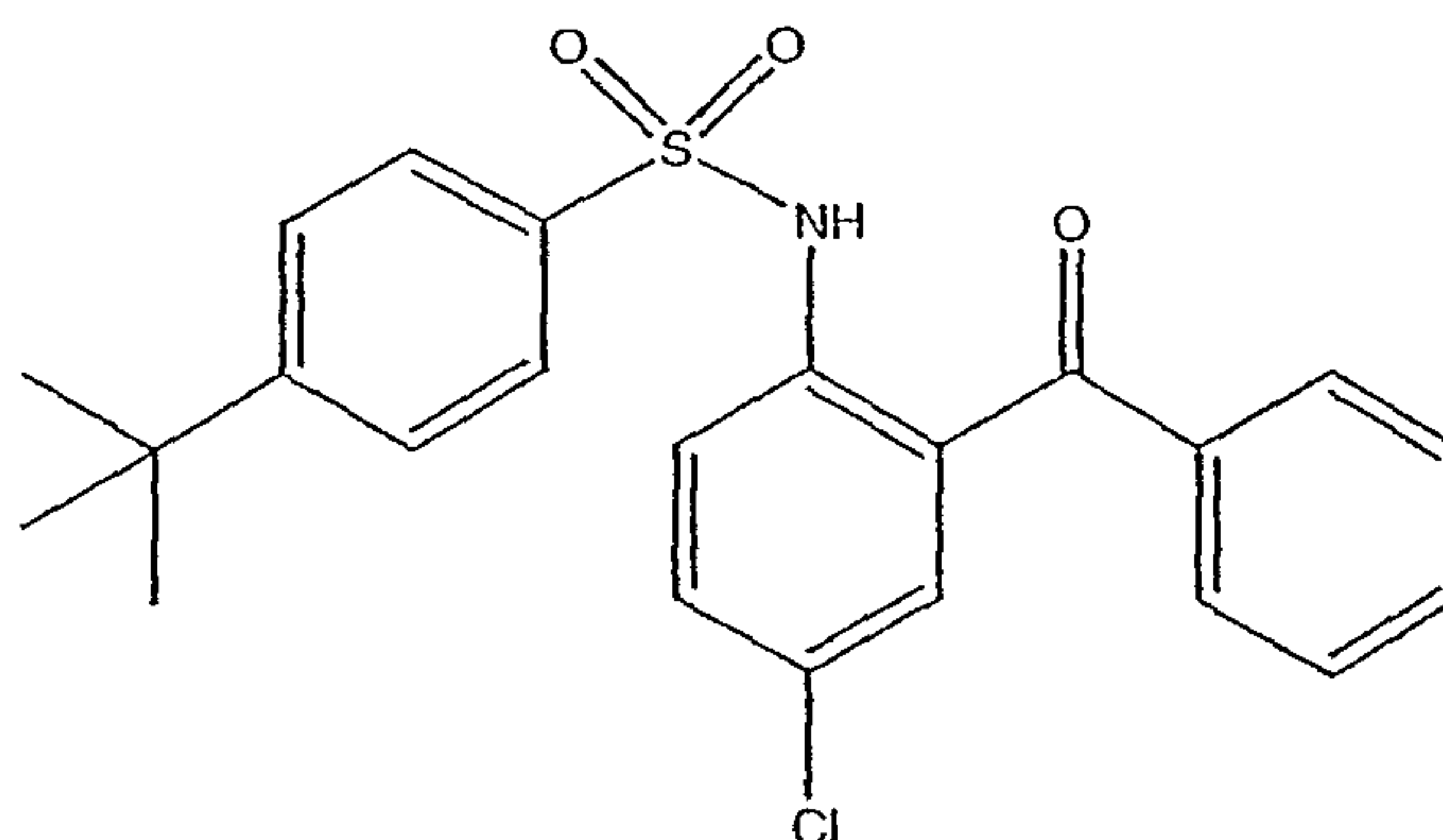
[000143] LC-MS showed the product to be > 95% pure and to have the expected M.W. of 498 ($M+H^+$). 1H NMR (Bruker 300 MHz, $CDCl_3$, shifts relative to the solvent peak at 7.24 ppm) δ 9.7 (s, 1H) δ 7.3-7.8 (m, 12H).

Example 10: N-(2-Benzoyl-4-chloro-phenyl)-4-chloro-benzenesulfonamide



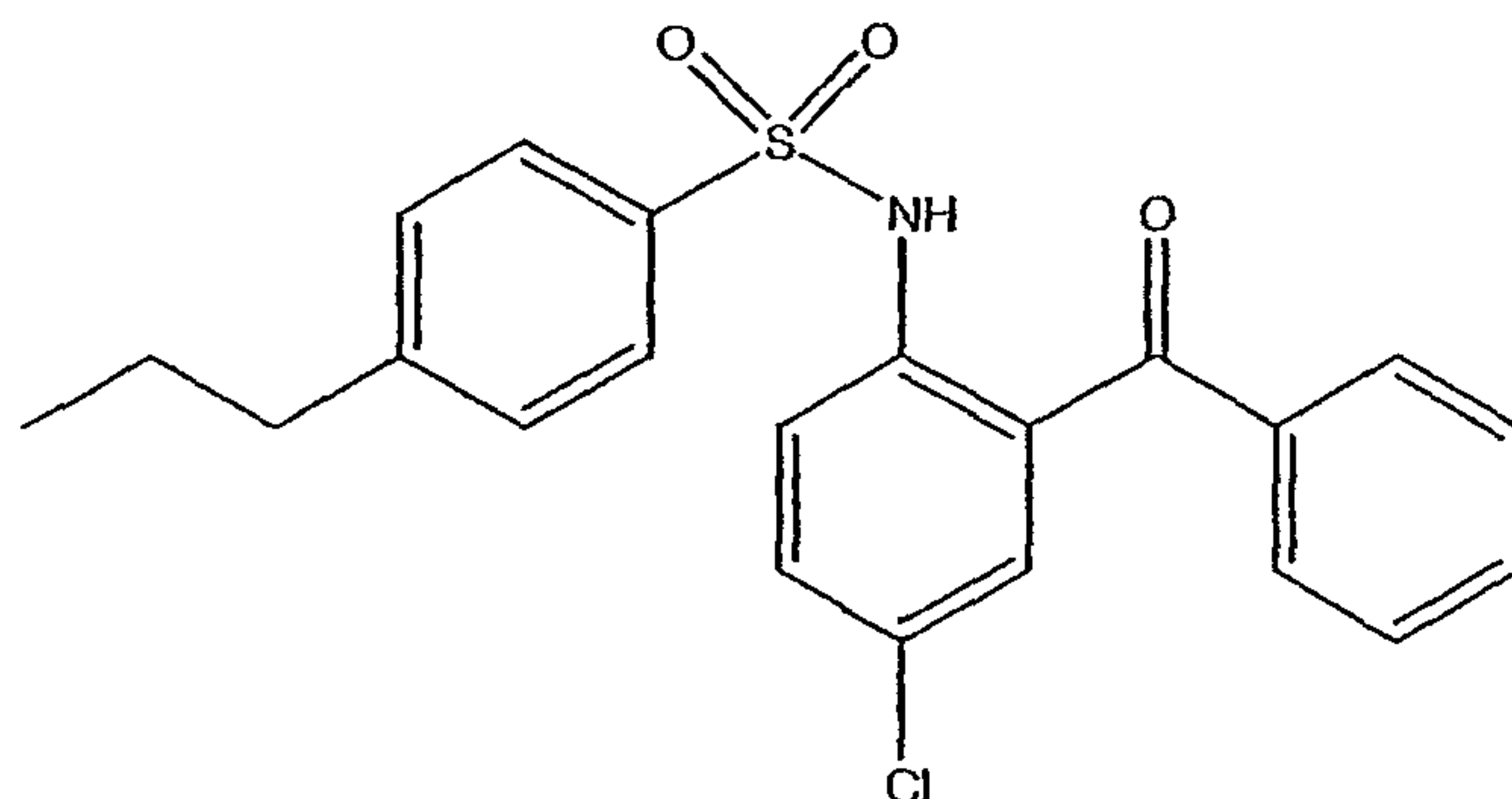
[000144] LC-MS showed the product to be > 95% pure and to have the expected M.W. of 406 ($M+H^+$). 1H NMR (Bruker 300 MHz, $CDCl_3$, shifts relative to the solvent peak at 7.24 ppm) δ 9.65 (s, 1H) δ 7.2-7.8 (m, 12H).

Example 11: N-(2-Benzoyl-4-chloro-phenyl)-4-tert-butyl-benzenesulfonamide



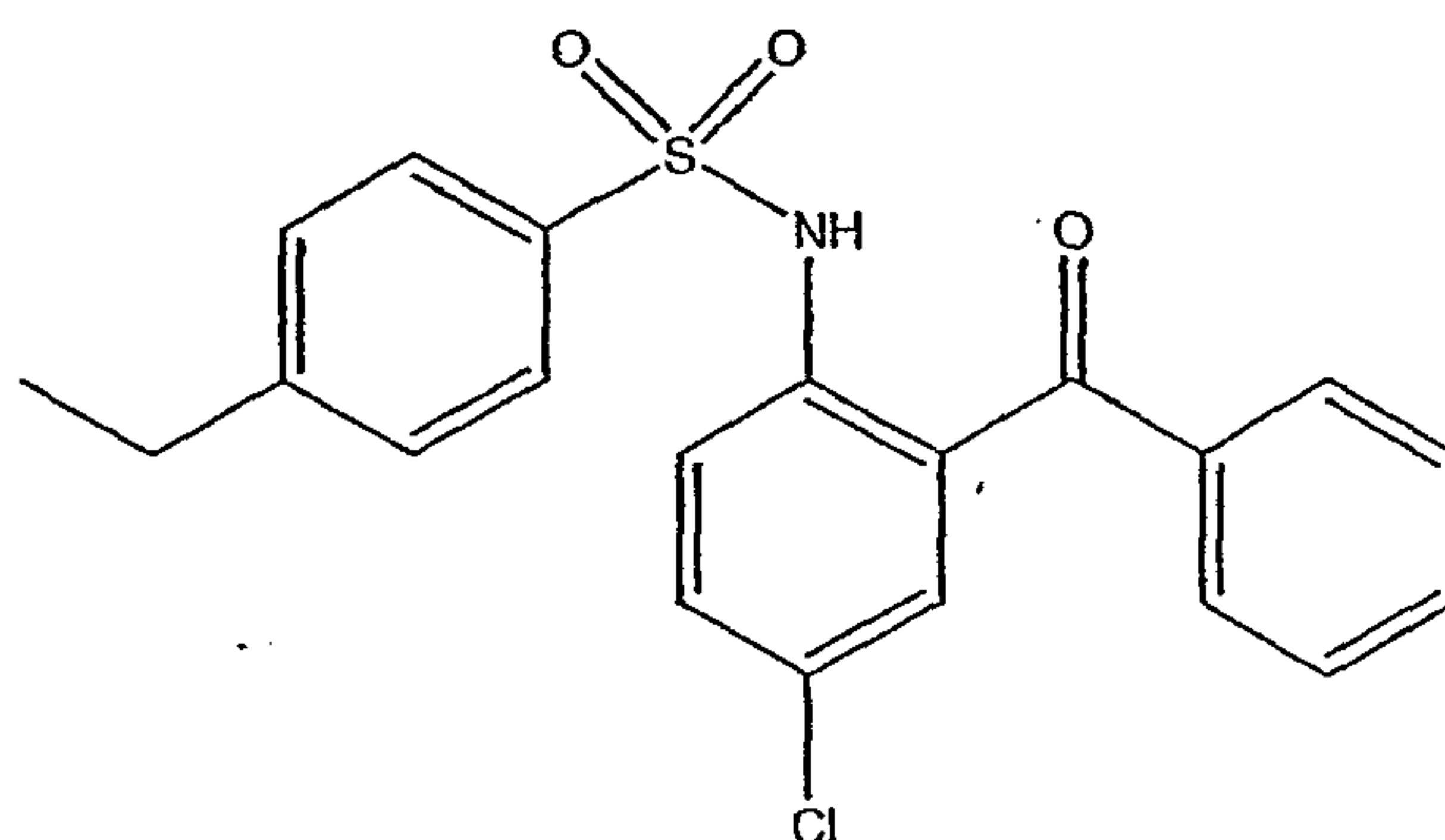
[000145] LC-MS showed the product to be > 95% pure and to have the expected M.W. of 428 ($M+H^+$). 1H NMR ($CDCl_3$, shifts relative to the solvent peak at 7.24 ppm) δ 9.9 (s, 1H) δ 7.2-7.8 (m, 12H), δ 1.18 (s, 9H).

Example 12: N-(2-Benzoyl-4-chloro-phenyl)-4-propyl-benzenesulfonamide



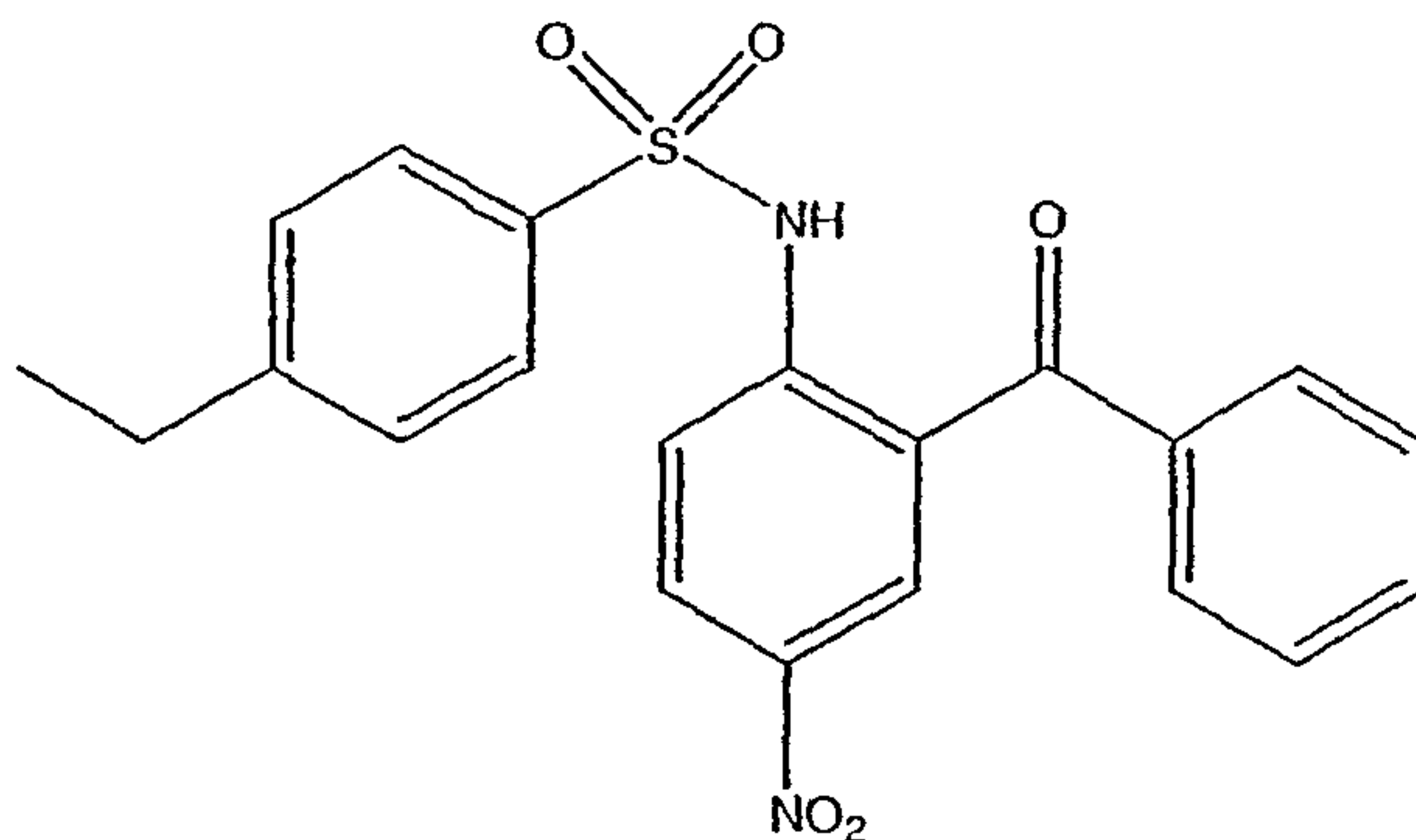
[000146] LC-MS showed the product to be > 95% pure and to have the expected M.W. of 414 ($M+H^+$). 1H NMR (Bruker 300 MHz, $CDCl_3$, shifts relative to the solvent peak at 7.24 ppm) δ 9.9 (s, 1H) δ 7.0-7.8 (m, 12H), δ 2.42 (m, 2H) δ 1.5 (m, 2H) δ 0.92 (m, 3H).

Example 13: N-(2-Benzoyl-4-chloro-phenyl)-4-ethyl-benzenesulfonamide



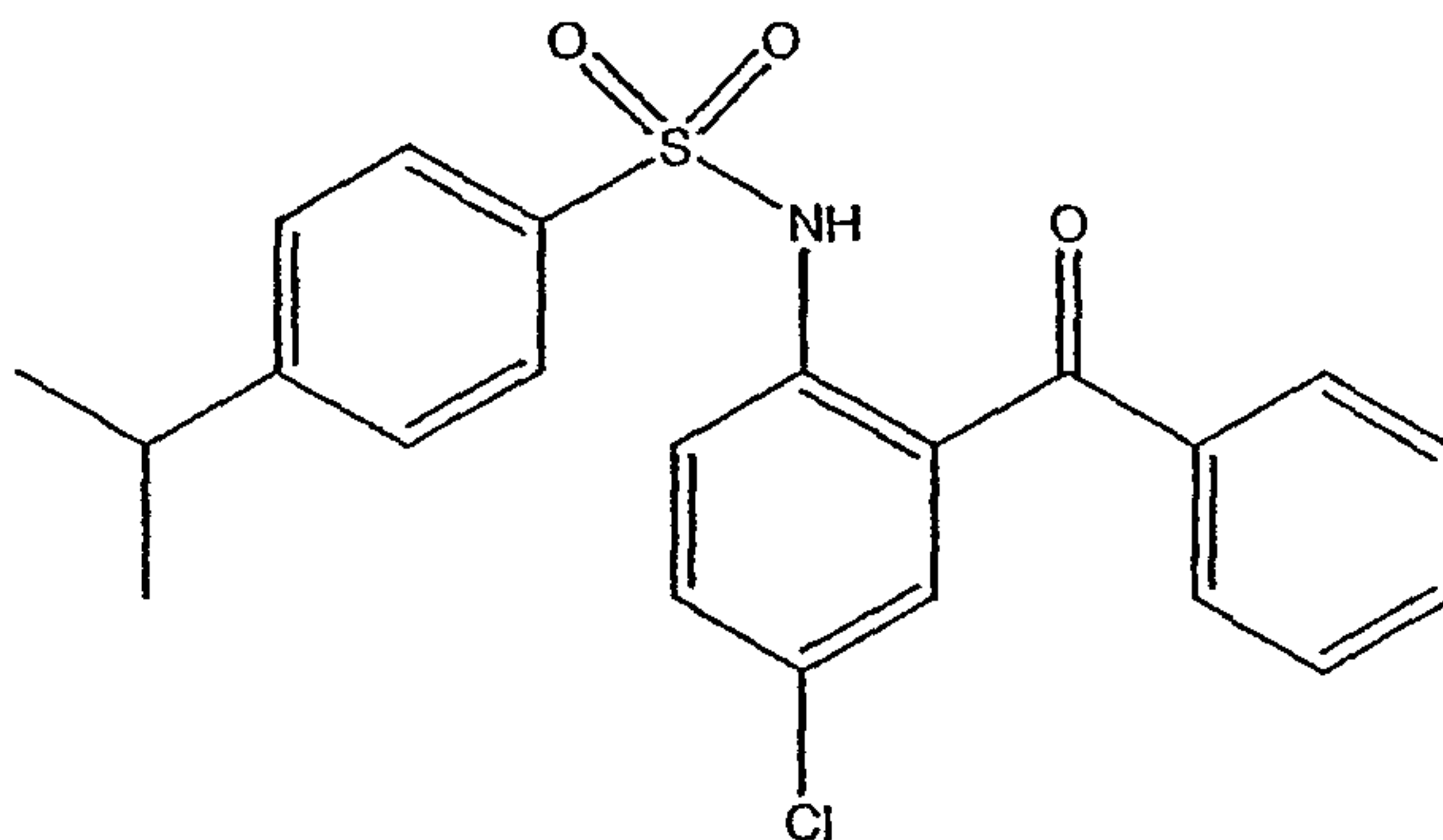
[000147] LC-MS showed the product to be > 95% pure and to have the expected M.W. of 400 ($M+H^+$). 1H NMR (Bruker 300 MHz, $CDCl_3$, shifts relative to the solvent peak at 7.24 ppm) δ 9.9 (s, 1H) δ 7.0-7.8 (m, 12H), δ 2.42 (t, 2H) δ 0.92 (d, 3H).

Example 14: N-(2-Benzoyl-4-nitro-phenyl)-4-ethyl-benzenesulfonamide



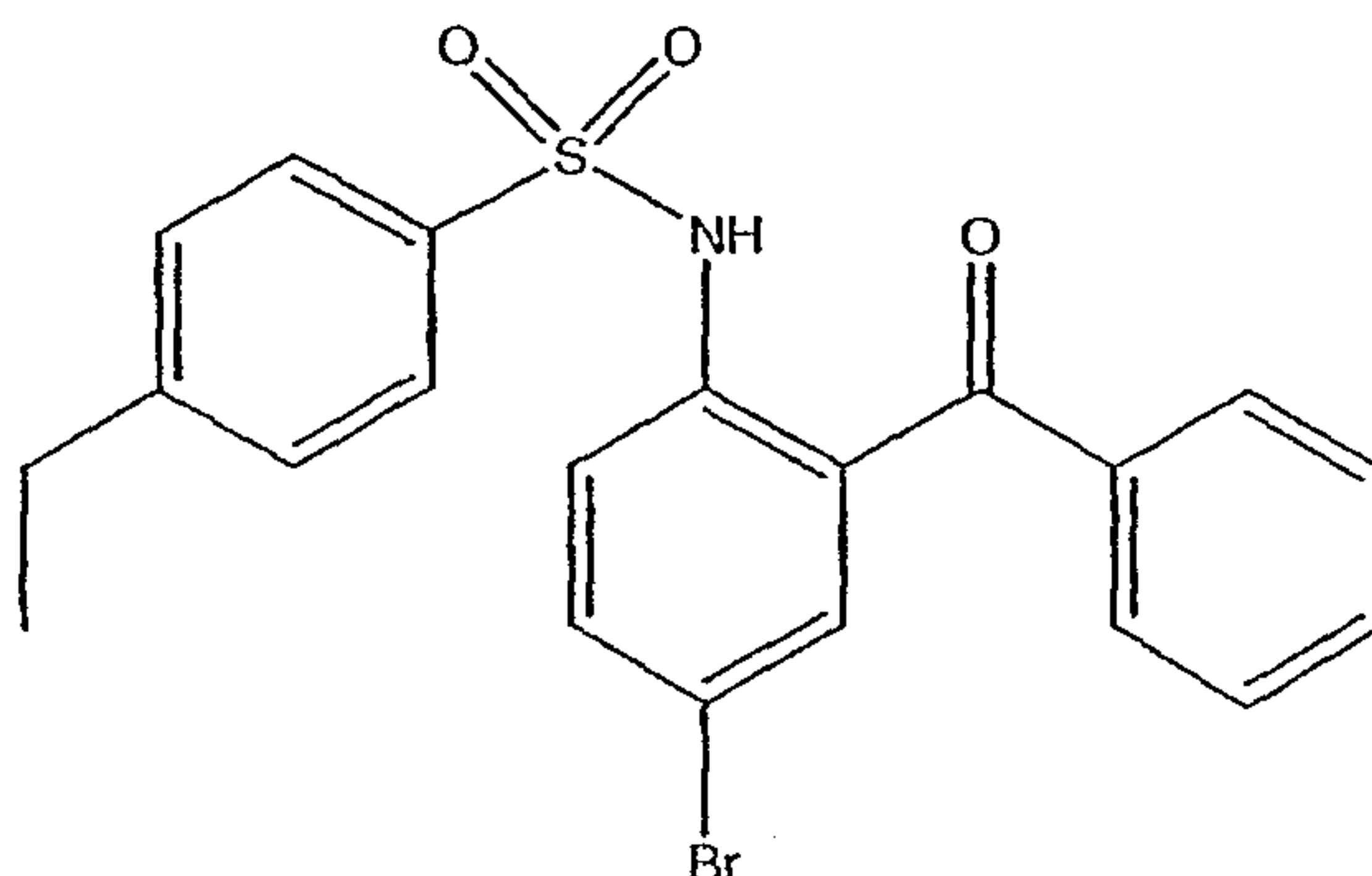
[000148] LC-MS showed the product to be > 95% pure and to have the expected M.W. of 411 ($M+H^+$). 1H NMR (Bruker 300 MHz, $CDCl_3$, shifts relative to the solvent peak at 7.24 ppm) δ 10.6 (s, 1H) δ 8.2-8.45 (m, 2H) δ 7.2-7.9 (m, 10H), δ 2.6 (q, 2H) δ 1.05 (t, 3H).

Example 15: N-(2-Benzoyl-4-chloro-phenyl)-4-isopropyl-benzenesulfonamide



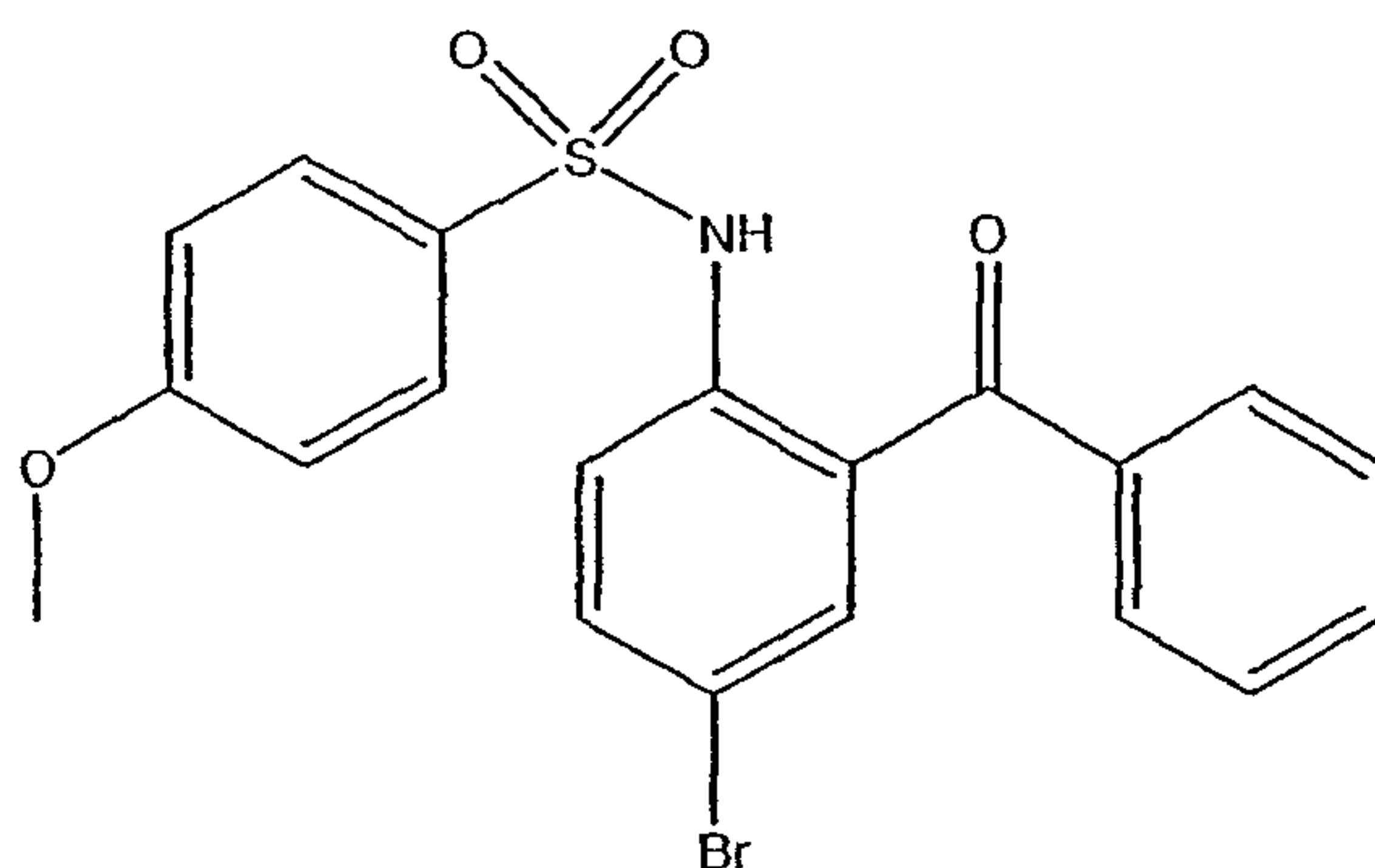
[000149] LC-MS showed the product to be > 95% pure and to have the expected M.W. of 414 ($M+H^+$). 1H NMR (Bruker 300 MHz, $CDCl_3$, shifts relative to the solvent peak at 7.24 ppm) δ 9.85 (s, 1H) δ 7.0-7.8 (m, 12H), δ 2.8 (m, 1H) δ 1.03 (d, 6H).

Example 16: N-(2-Benzoyl-4-bromo-phenyl)-4-ethyl-benzenesulfonamide



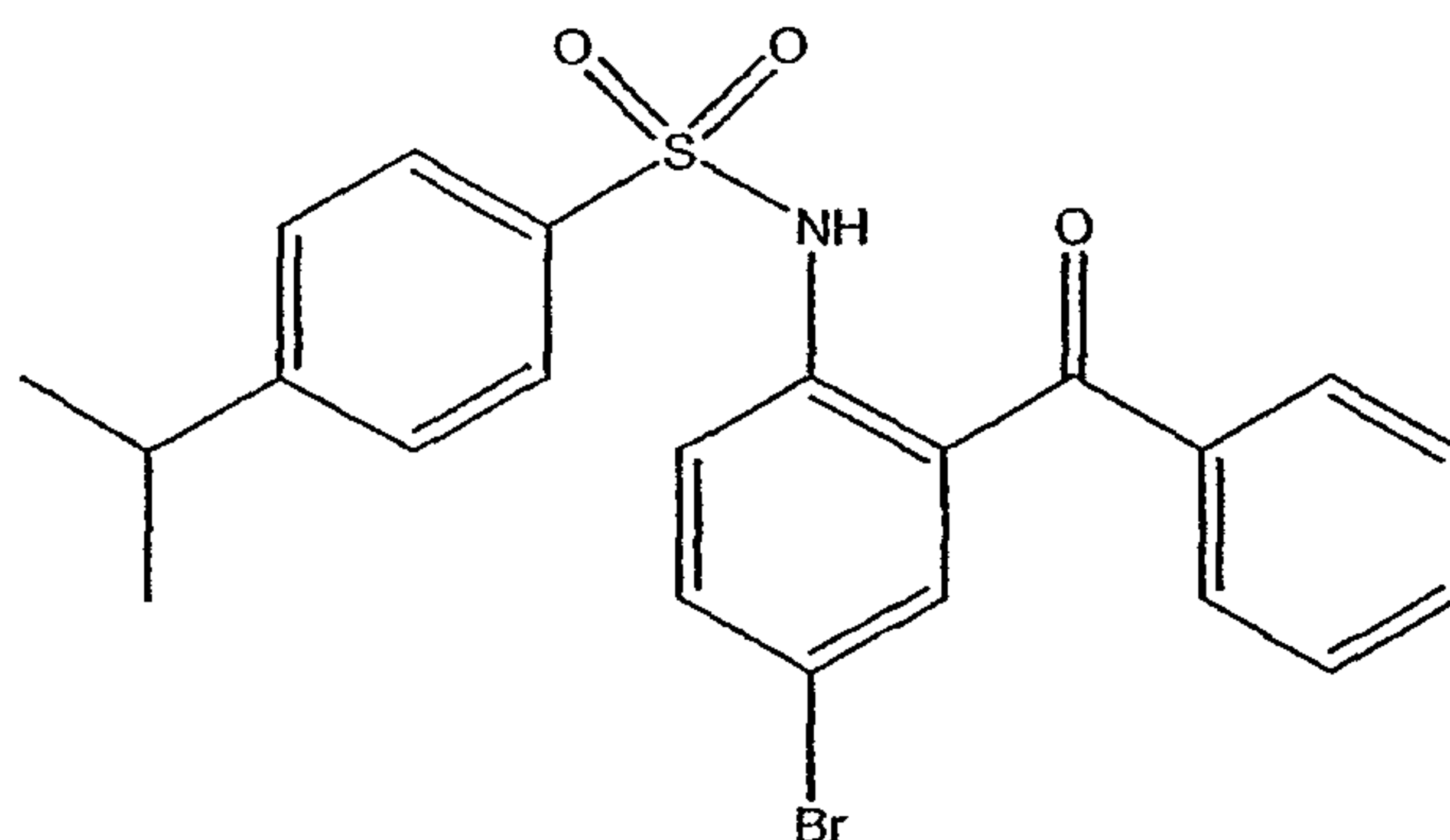
[000150] LC-MS showed the product to be > 95% pure and to have the expected M.W. of 444 ($M+H^+$). 1H NMR (Bruker 300 MHz, $CDCl_3$, shifts relative to the solvent peak at 7.24 ppm) δ 9.8 (s, 1H), δ 7.38-7.8 (m, 10H) δ 7.08 (d, 2H) δ 2.47 (q, 2H) δ 1.1 (t, 3H).

Example 17: N-(2-Benzoyl-4-bromo-phenyl)-4-methoxy-benzenesulfonamide



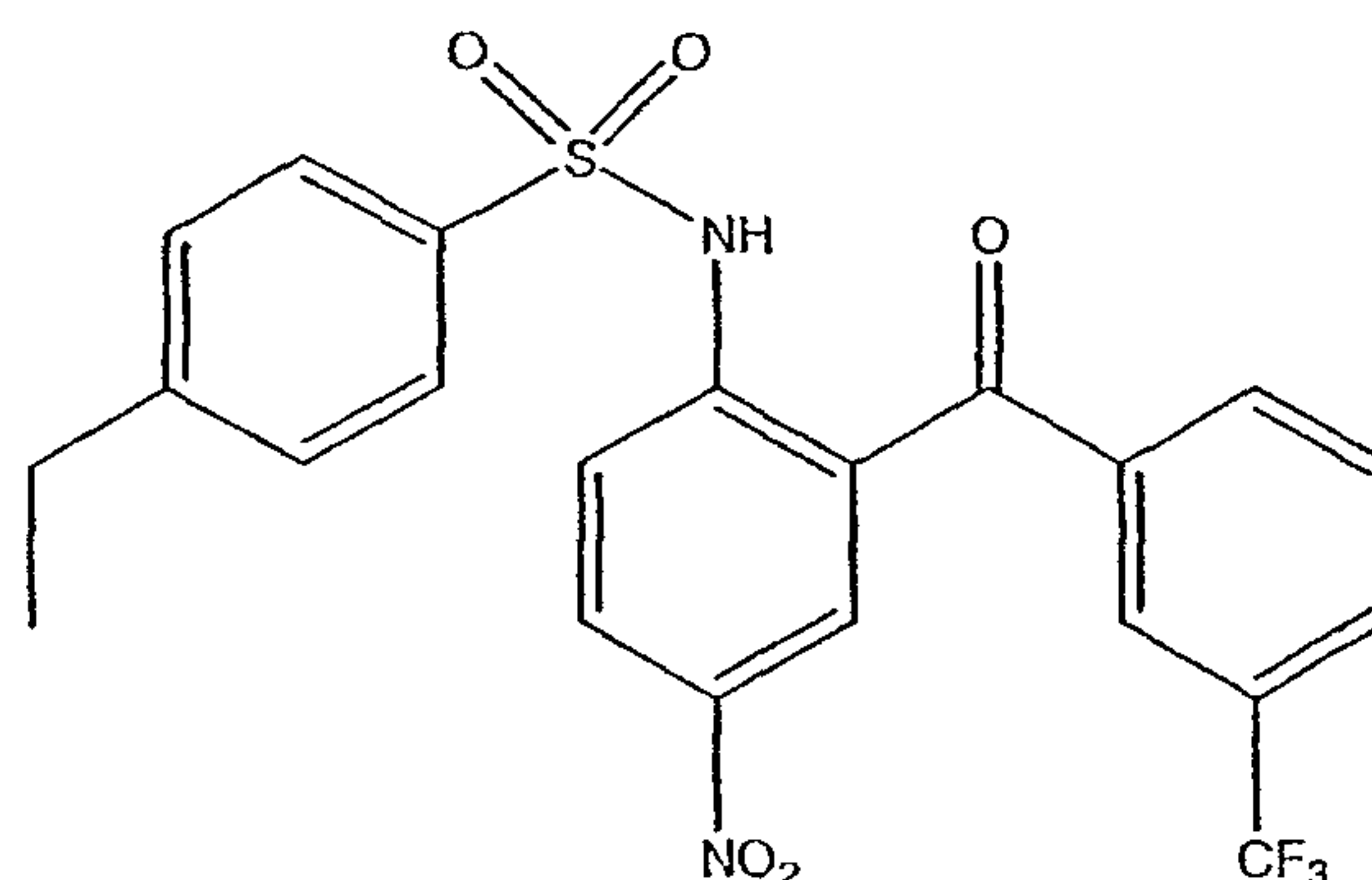
[000151] LC-MS showed the product to be > 95% pure and to have the expected M.W. of 446 ($M+H^+$). 1H NMR Bruker 300 MHz, ($CDCl_3$, shifts relative to the solvent peak at 7.24 ppm) δ 9.61 (s, 1H) δ 7.2-7.8 (m, 10 H), δ 6.64 (d, 2H) δ 3.78 (s, 3H).

Example 18: N-(2-Benzoyl-4-bromo-phenyl)-4-isopropyl-benzenesulfonamide



[000152] LC-MS showed the product to be > 95% pure and to have the expected M.W. of 459 ($M+H^+$). 1H NMR (Bruker 300 MHz, $CDCl_3$, shifts relative to the solvent peak at 7.24 ppm) δ 9.9 (s, 1H), δ 7.28-7.8 (m, 10H) δ 7.16 (d, 2H), δ 2.8 (m, 1H) δ 1.08 (d, 1H).

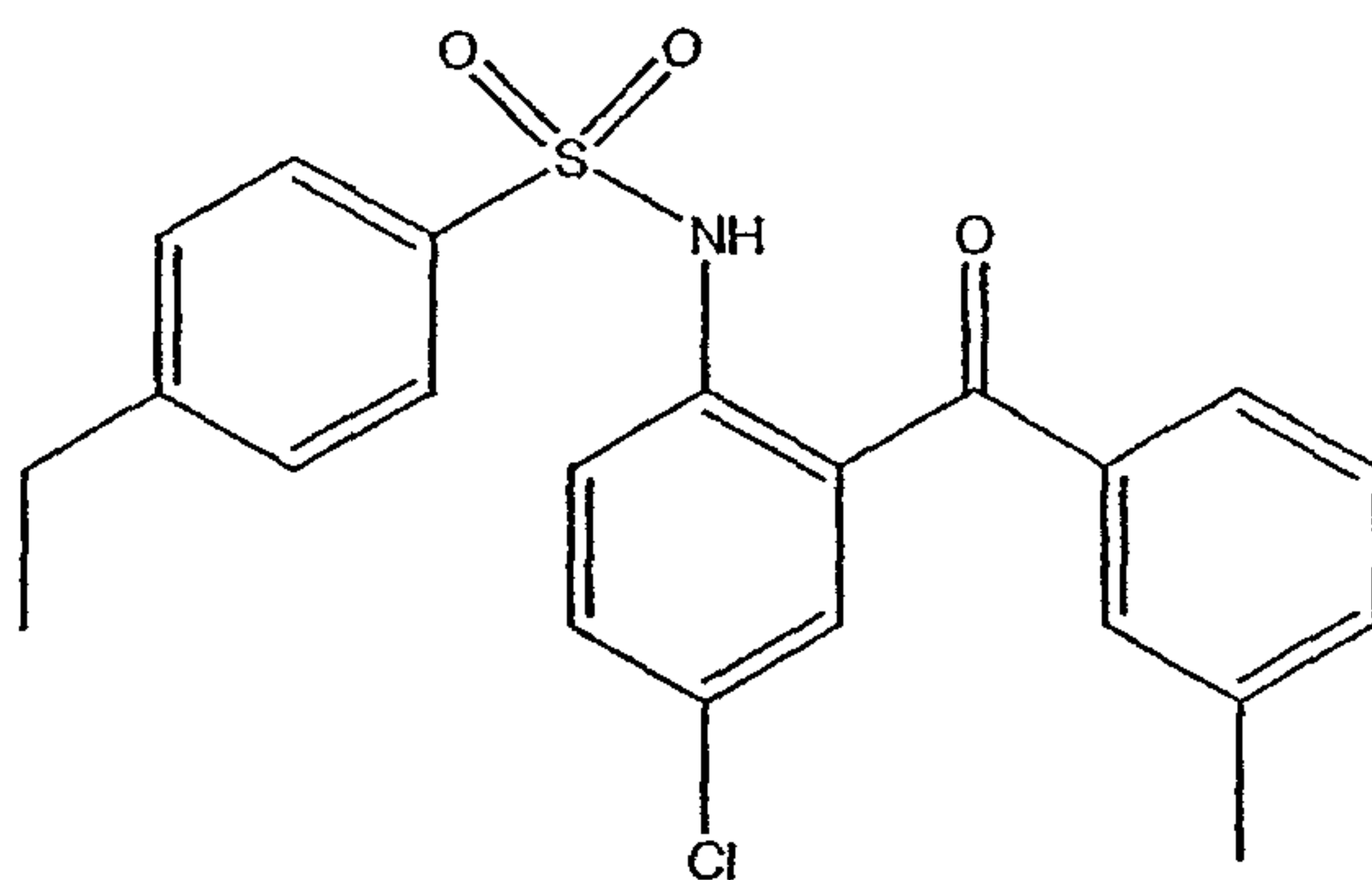
Example 19: 4-Ethyl-N-[4-nitro-2-(3-trifluoromethyl-benzoyl)-phenyl]-benzenesulfonamide



[000153] LC-MS showed the product to be > 95% pure and to have the expected M.W. of 479 ($M+H^+$). 1H NMR (Bruker 300 MHz, $CDCl_3$, shifts relative to the solvent peak at

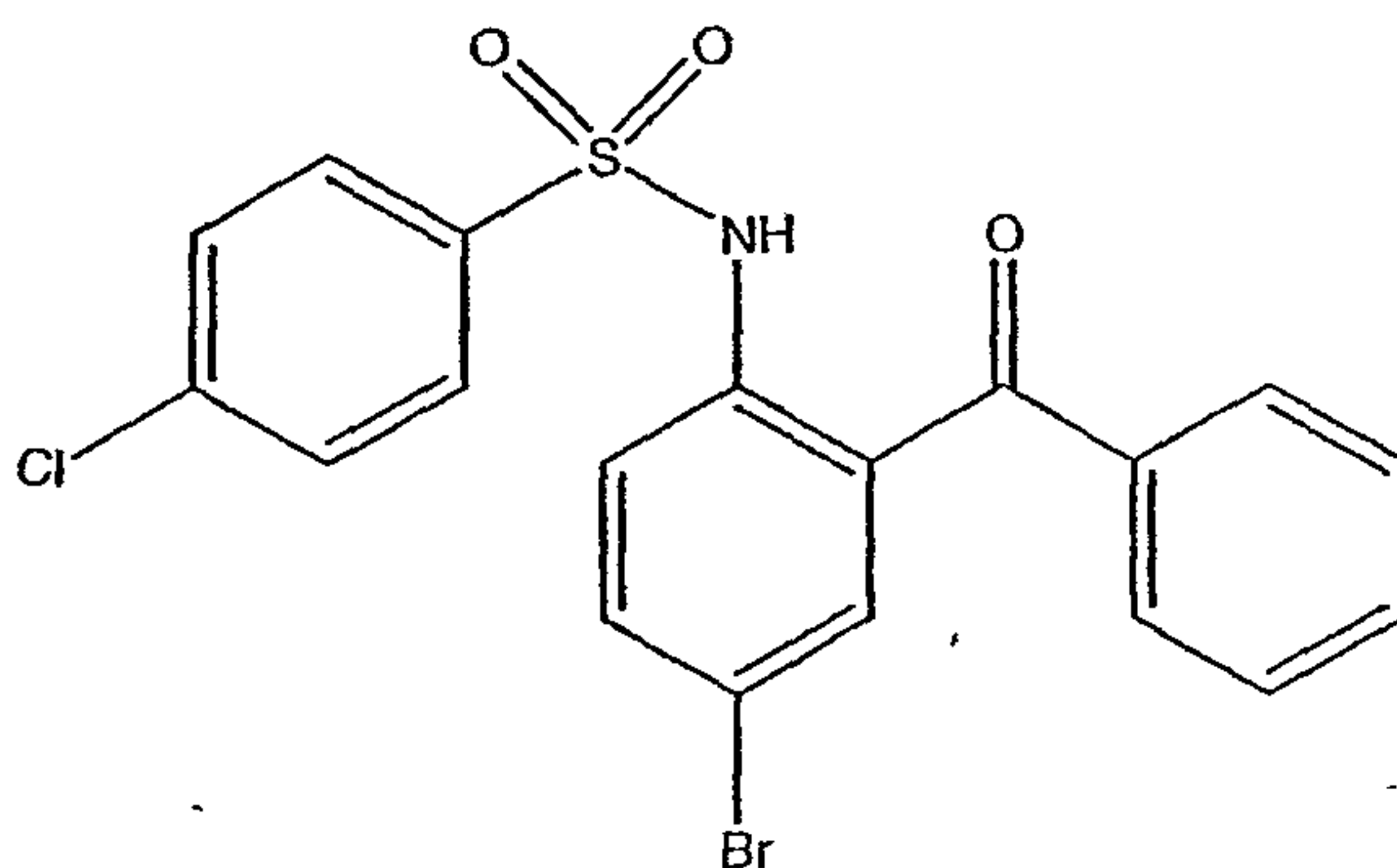
7.24 ppm) δ 10.9 (s, 1H), δ 8.4 (m, 2H) δ 7.6-8.0 (m, 6 H) δ 7.28 (m, 2 H) δ 2.62 (q, 2H) δ 1.09 (t, 3H).

Example 20: N-[4-Chloro-2-(3-methyl-benzoyl)-phenyl]-4-ethyl-benzenesulfonamide



[000154] LC-MS showed the product to be > 95% pure and to have the expected M.W. of 414 ($M+H^+$). 1H NMR (Bruker 300 MHz, $CDCl_3$, shifts relative to the solvent peak at 7.24 ppm) δ 9.8 (s, 1H) δ 7.0-7.9 (m, 11H) δ 2.48 (q, 2H) δ 2.39 (s, 3H) δ 1.13 (t, 3H).

Example 21: N-(2-Benzoyl-4-bromo-phenyl)-4-chloro-benzenesulfonamide



[000155] LC-MS showed the product to be > 95% pure and to have the expected M.W. of 450 ($M+H^+$). 1H NMR (Bruker 300 MHz, $CDCl_3$, shifts relative to the solvent peak at 7.24 ppm) δ 9.7 (s, 1H), δ 7.2-8.0 (m, 12H).

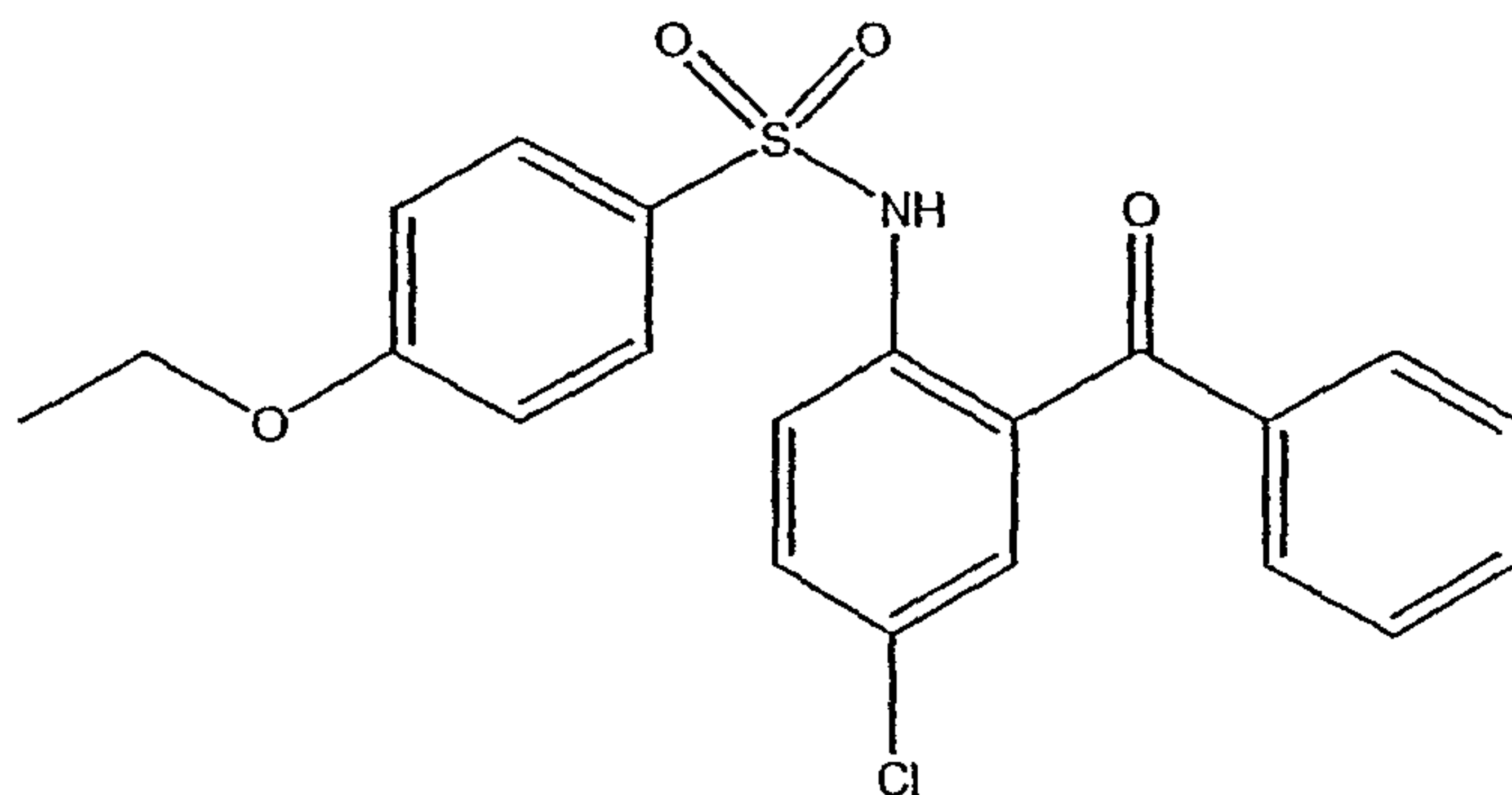
Procedure D : (Alternate synthesis of N-(2-benzoyl-phenyl)-benzenesulfonamides):

[000156] A solution of substituted 2-aminobenzophenone (0.5 mmol), sulfonyl chloride (0.7 mmol), and N-methylmorpholine (0.9 mmol) in dichloromethane (5 mL) was stirred at 40 °C for 20 hours. The mixture was cooled to room temperature, washed with water (2 X 5 mL), brine (5 mL) dried over Na_2SO_4 , filtered, and purified by silica gel chromatography

using dichloromethane:hexanes (1:1) to afford the desired N-(2-benzoyl-phenyl)-benzenesulfonamides.

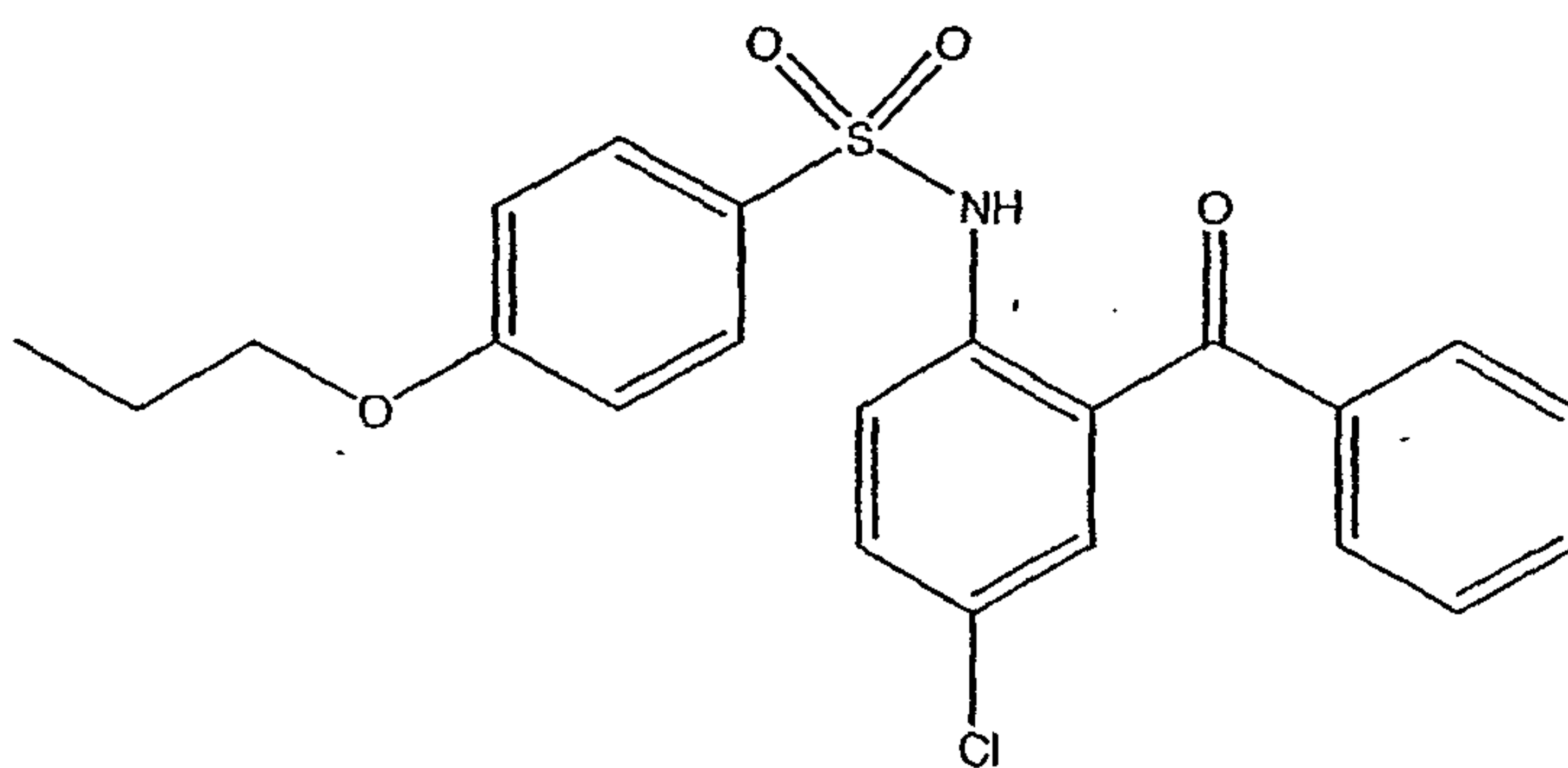
The following examples were prepared using Procedure D:

Example 22: N-(2-Benzoyl-4-chloro-phenyl)-4-ethoxy-benzenesulfonamide



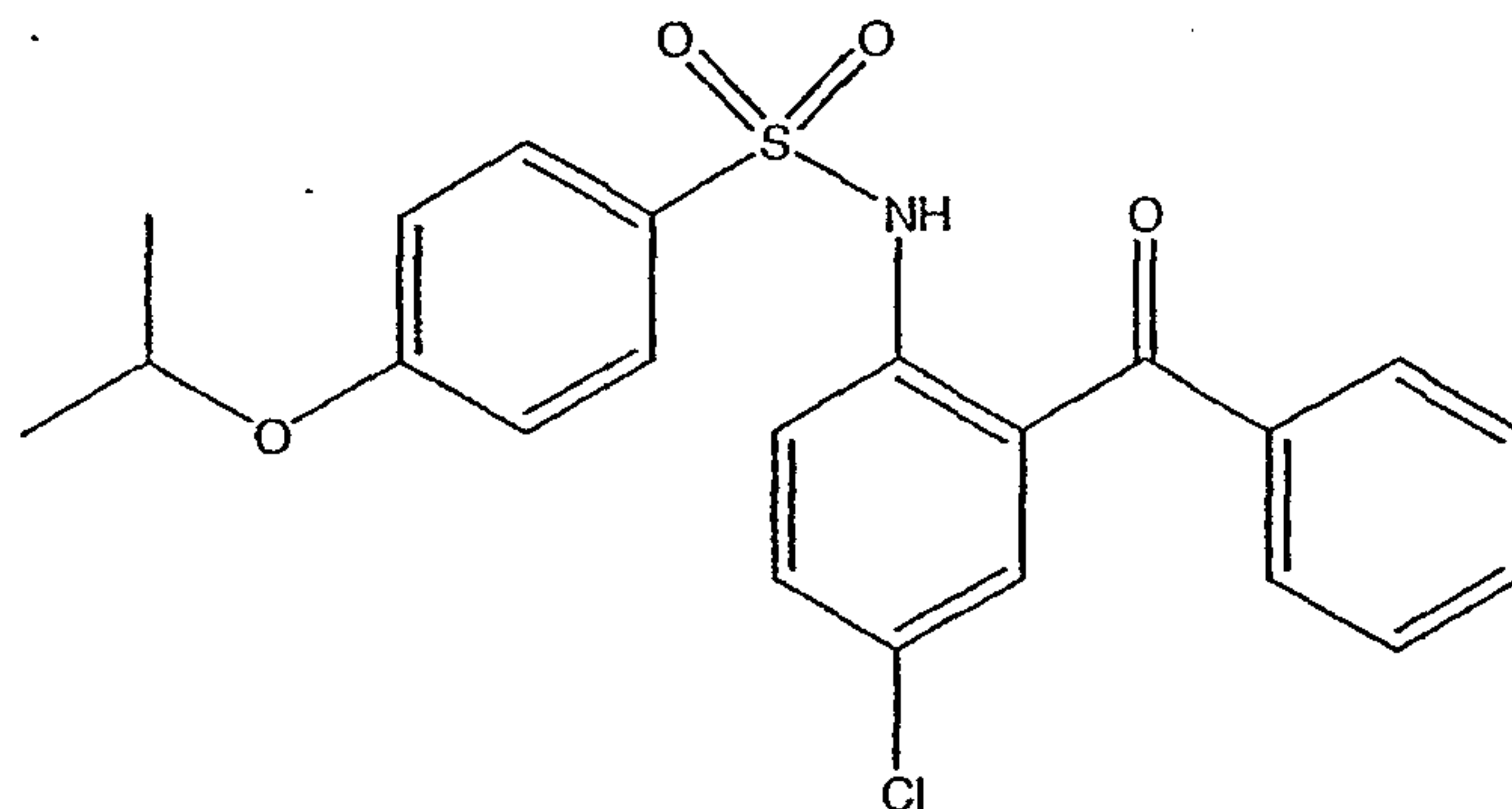
[000157] LC-MS showed the product to be > 95% pure and to have the expected M.W. of 416 (M+H⁺). ¹H-NMR (Bruker 300 MHz, CDCl₃, shifts relative to the solvent peak at 7.24 ppm): δ 1.30-1.40 (t, 3H), δ 3.85-3.95 (m, 2H), δ 6.68-6.70 (d, 2H), δ 7.30-7.65 (m, 9H), δ 7.75-7.77 (d, H), δ 9.65 (s, H).

Example 23: N-(2-Benzoyl-4-chloro-phenyl)-4-propoxy-benzenesulfonamide



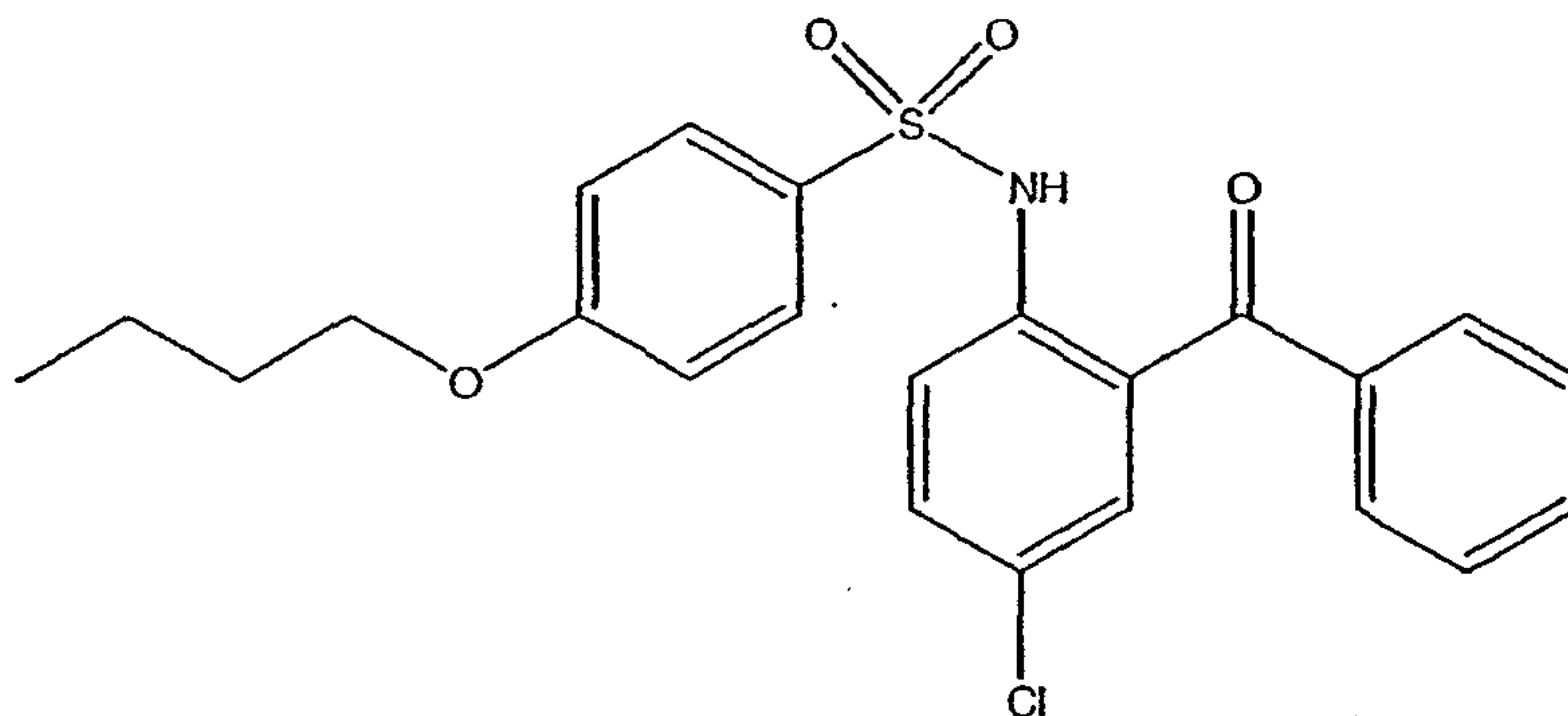
[000158] LC-MS showed the product to be > 95% pure and to have the expected M.W. of 430 (M+H⁺). ¹H-NMR (Bruker 300 MHz, CDCl₃, shifts relative to the solvent peak at 7.24 ppm): δ 0.99-1.10 (t, 3H), δ 1.70-1.80 (m, 2H), δ 3.70-3.75 (t, 2H), δ 6.68-6.70 (d, 2H), δ 7.30-7.65 (m, 9H), δ 7.75-7.77 (d, H), δ 9.65 (s, H).

Example 24: N-(2-Benzoyl-4-chloro-phenyl)-4-isopropoxy-benzenesulfonamide



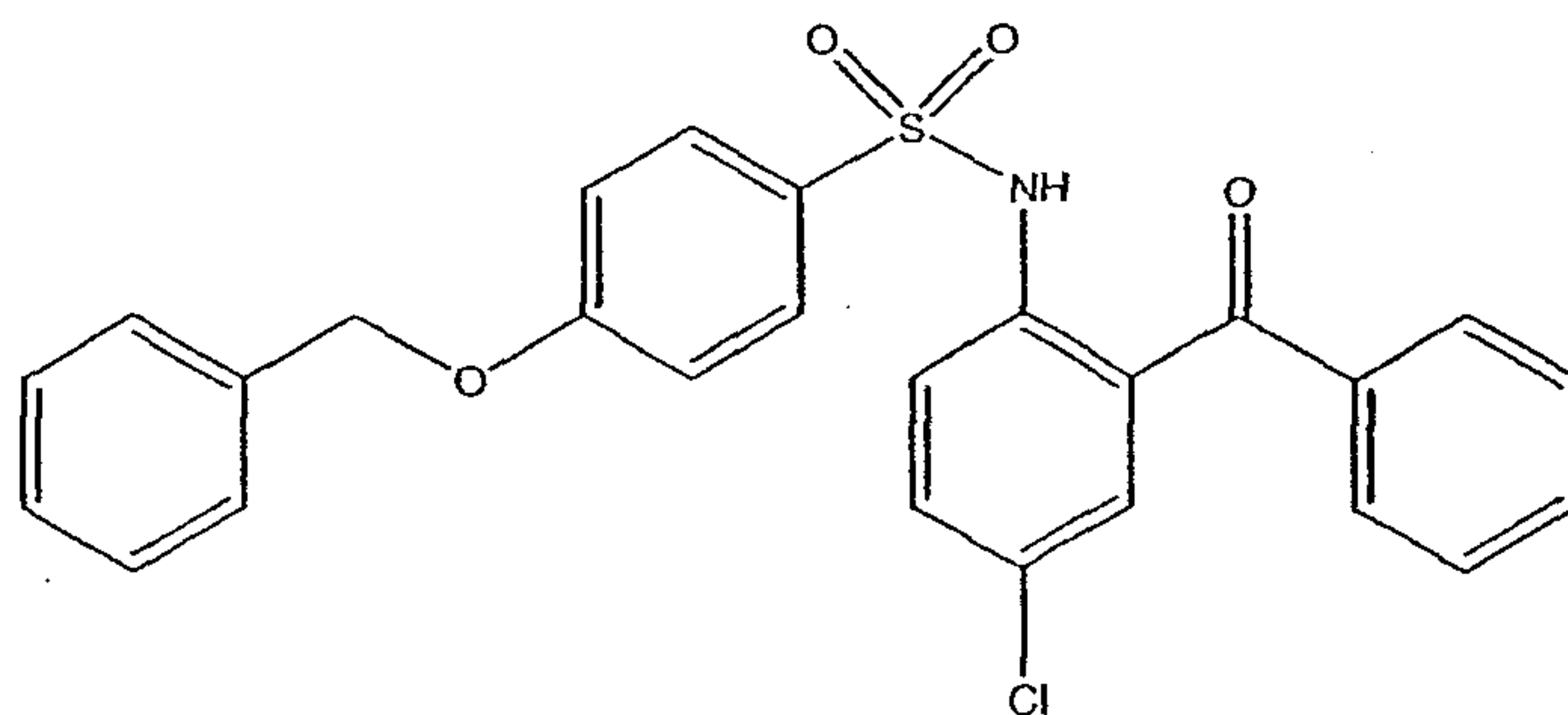
[000159] LC-MS showed the product to be > 95% pure and to have the expected M.W. of 430 ($M+H^+$). 1H -NMR ($CDCl_3$, Bruker 300 MHz): δ 1.25-1.26 (d, 6H), δ 4.30-4.48 (m, H), δ 6.68-6.70 (d, 2H), δ 7.30-7.65 (m, 9H), δ 7.75-7.77 (d, H), δ 9.70 (s, H).

Example 25: N-(2-Benzoyl-4-chloro-phenyl)-4-butoxy-benzenesulfonamide



[000160] LC-MS showed the product to be > 95% pure and to have the expected M.W. of 444 ($M+H^+$). 1H -NMR (Bruker 300 MHz, $CDCl_3$, shifts relative to the solvent peak at 7.24 ppm): δ 0.95-1.00 (t, 3H), δ 1.40-1.60 (m, 2H), δ 1.70-1.80 (m, 2H), δ 3.75-3.80 (t, 2H), δ 6.68-6.70 (d, 2H), δ 7.30-7.65 (m, 9H), δ 7.75-7.77 (d, H), δ 9.70 (s, H).

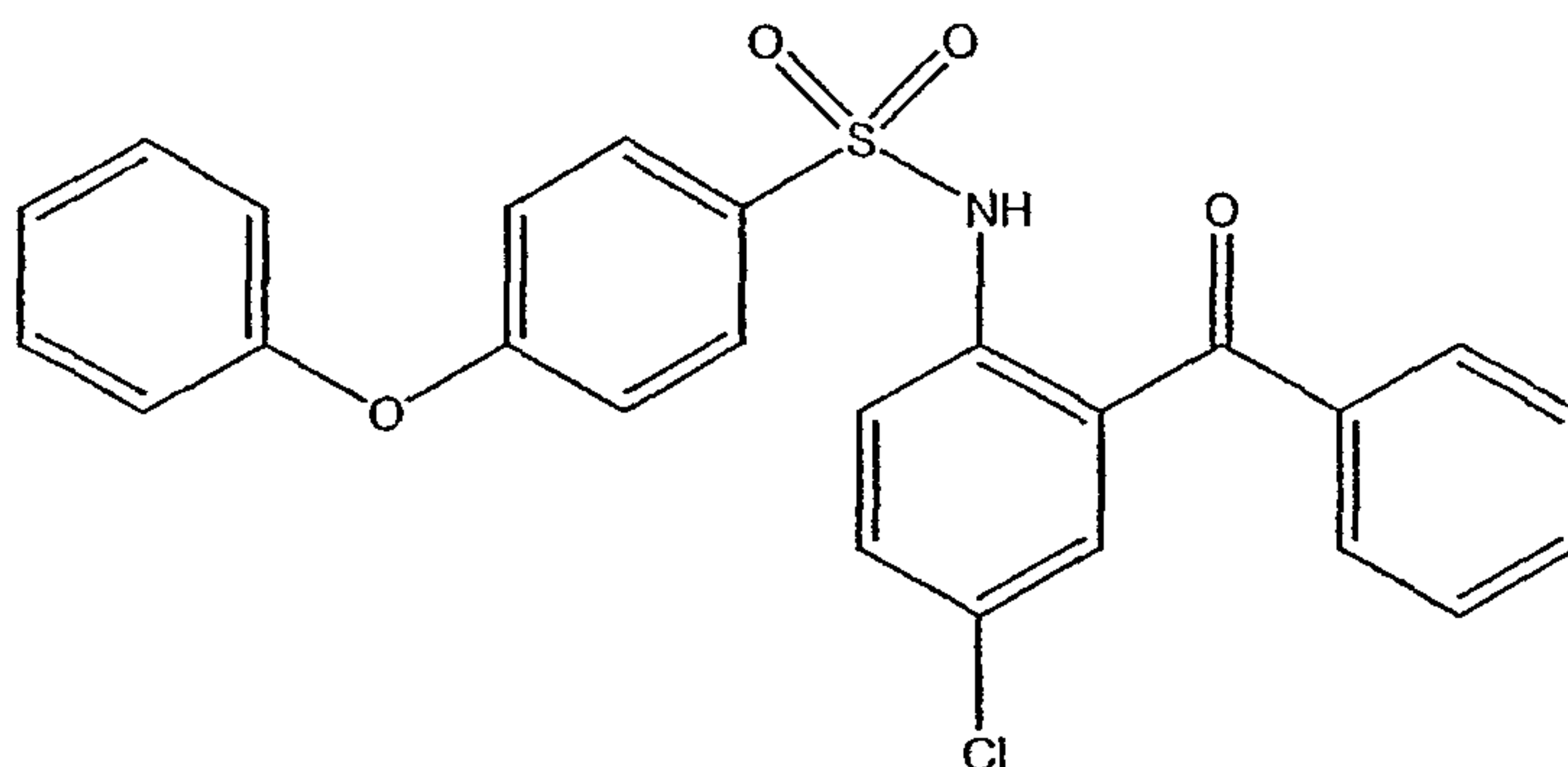
Example 26: N-(2-Benzoyl-4-chloro-phenyl)-4-benzyloxy-benzenesulfonamide



[000161] LC-MS showed the product to be > 95% pure and to have the expected M.W. of 478 ($M+H^+$). 1H -NMR (Bruker 300 MHz, $CDCl_3$, shifts relative to the solvent peak at

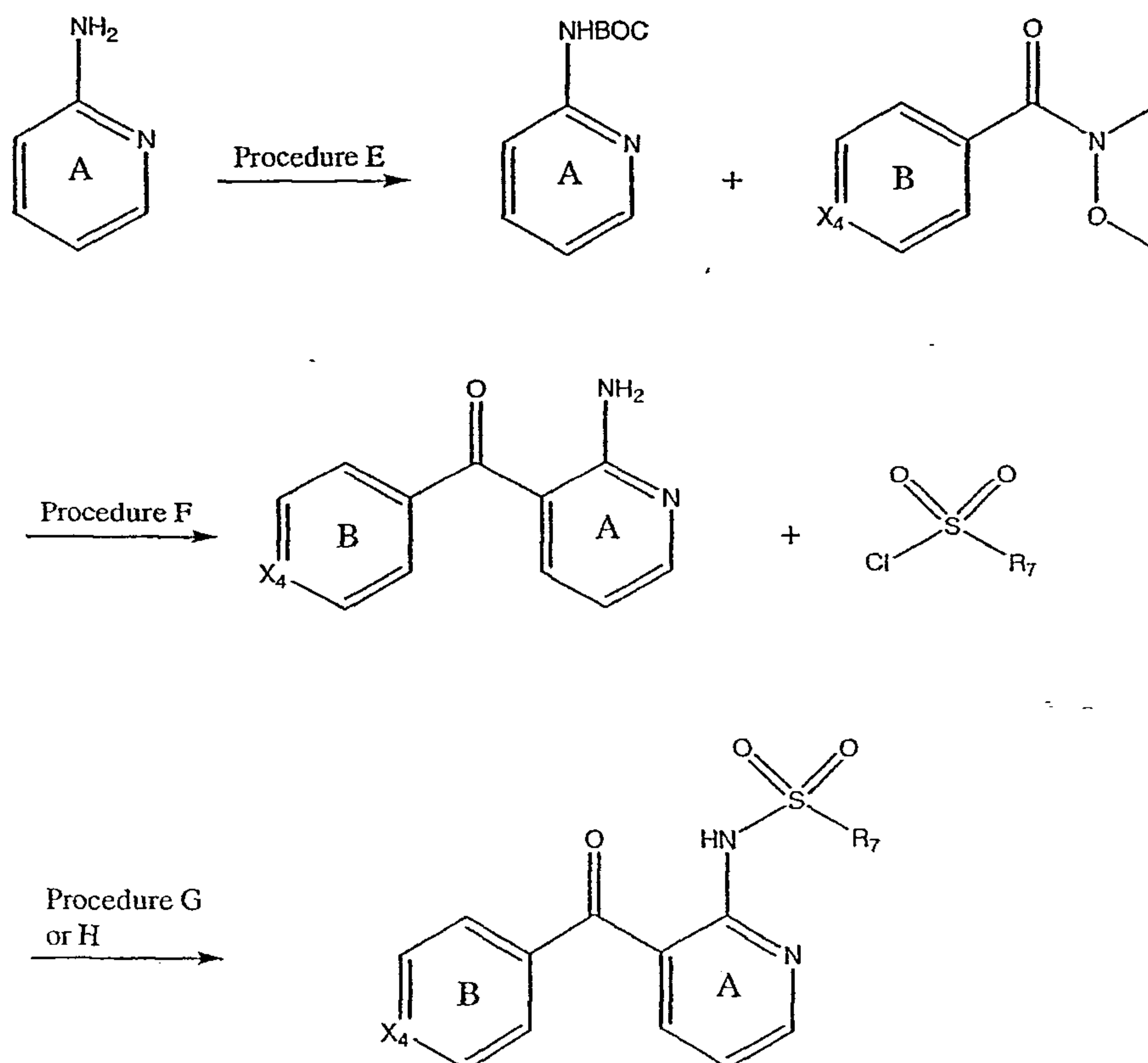
7.24 ppm): δ 4.93 (s, 2H), δ 6.75-6.80 (d, 2H), δ 7.335-7.55 (m, 11H), δ 7.60-7.70 (m, 3H), δ 7.78-7.80 (d, H), δ 9.70 (s, H).

Example 27: N-(2-Benzoyl-4-chloro-phenyl)-4-phenoxy-benzenesulfonamide



[000162] LC-MS showed the product to be > 95% pure and to have the expected M.W. of 464 ($M+H^+$). 1H -NMR (Bruker 300 MHz, $CDCl_3$, shifts relative to the solvent peak at 7.24 ppm): δ (ppm) = 6.78-6.80 (d, 2H), 6.90-6.93 (d, 2H), 7.20-7.24 (t, H), 7.33-7.45 (m, 3H), 7.45-7.53 (m, 5H), 7.60-7.70 (m, 3H), 7.75-7.77 (d, H), 9.78 (s, H).

III. General Synthesis of 2-Amino-Pyridophenone-Sulfonamides



Scheme III: General Synthesis of 2-Amino-Pyridophenone-Sulfonamides

Procedure E: (BOC protection of substituted 2-aminopyridines)

[000163] To a mixture of 2-amino-5-substituted-pyridine (0.10 mol), 4-dimethylaminopyridine (DMAP, 1.22 g, 0.01 mol), and triethylamine (TEA, 20 mL, 0.15 mol) in dichloromethane (80 mL) and DMF (4 mL) at 0°C was added a solution of di-*t*-butyl dicarbonate (28.4 g, 0.13 mol) in dichloromethane (20 mL). The mixture was stirred at room temperature overnight. The mixture was washed with water (3 x 100 mL), brine (100 mL), dried with anhydrous Na₂SO₄, and filtered. The filtrate was concentrated in vacuo to afford a solid which was collected by filtration and washed with small amount of DCM to give the expected product in 40-60% yield.

The following example was prepared using Procedure E:

Example 28: (5-Chloro-pyridin-2-yl)-carbamic acid *tert*-butyl ester

[000164] ¹H-NMR (Bruker 300 MHz, CDCl₃, shifts relative to the solvent peak at 7.24 ppm) 1.54 (s, 9H), 7.59-7.64 (dd, H), 7.94-7.97 (d, H), 8.24-8.25 (dd, H), 8.39 (b, H). LC-MS showed the product to be > 95% pure. The molecular ion was not observed but the fragment corresponding to loss of the *t*-butyl group was evident (M.W. of 173 / 175).

Procedure F: (Synthesis 2-aminopyridin-3-yl)-phenyl-methanones or 2-aminopyridin-3-yl)-pyridin-4-yl-methanones)

[000165] A solution of BOC protected 5-substituted 2-aminopyridine (10 mmol) in anhydrous tetrahydrofuran (THF, 5 mL) was cooled to -78°C under nitrogen atmosphere with stirring. A solution of *n*-butyl lithium in hexane (2.5 M, 8.8 mL) was added dropwise, and the mixture was stirred at 0°C for 10 min. A Weinreb amide (12 mmol) was prepared as in Procedure A and was dissolved in anhydrous THF (5 mL) and added to the reaction mixture. The reaction mixture was warmed to room temperature and stirred for 2 hours. The reaction was added to an ice-0.18 M aqueous citric acid solution (100g – 130 mL) mixture, then extracted with ethyl acetate (EtOAc, 150 mL and 50 mL). The combined organic layer was washed with water (2 x 100 mL), brine (100 mL), dried over anhydrous Na₂SO₄, and filtered. The crude material concentrated from the filtrate was purified by flash chromatography to give a solid product. This compound was heated in 4 N HCl/dioxane (6 mL) at 100°C for 2

hours, then cooled to room temperature. The mixture was evaporated *in vacuo* and the residue was taken up into a saturated aqueous NaHCO_3 solution (50 mL) and extracted with EtOAc (2 x 50 mL). The combined organic layer was washed with water (2 x 50 mL), then with brine (50 mL), dried over anhydrous Na_2SO_4 , and filtered. The filtrate was evaporated and dried in vacuum to afford a pale yellow solid product in yields of 40-60% for the two steps.

The following examples were prepared using Procedure F:

Example 29: (2-Amino-5-chloro-pyridin-3-yl)-pyridin-4-yl-methanone

[000166] LC-MS showed the product to be > 95% pure and to have the expected M.W. of 234 ($\text{M}+\text{H}^+$). ^1H -NMR (Bruker 300 MHz, CDCl_3 , shifts relative to the solvent peak at 7.24 ppm) δ 6.96 (b, 2H), δ 7.40-7.44 (m, 2H), δ 7.62-7.63 (d, H), δ 8.25-8.26 (d, H), δ 8.81-8.84 (m, 2H).

Example 30: (2-Amino-5-chloro-pyridin-3-yl)-phenyl-methanone:

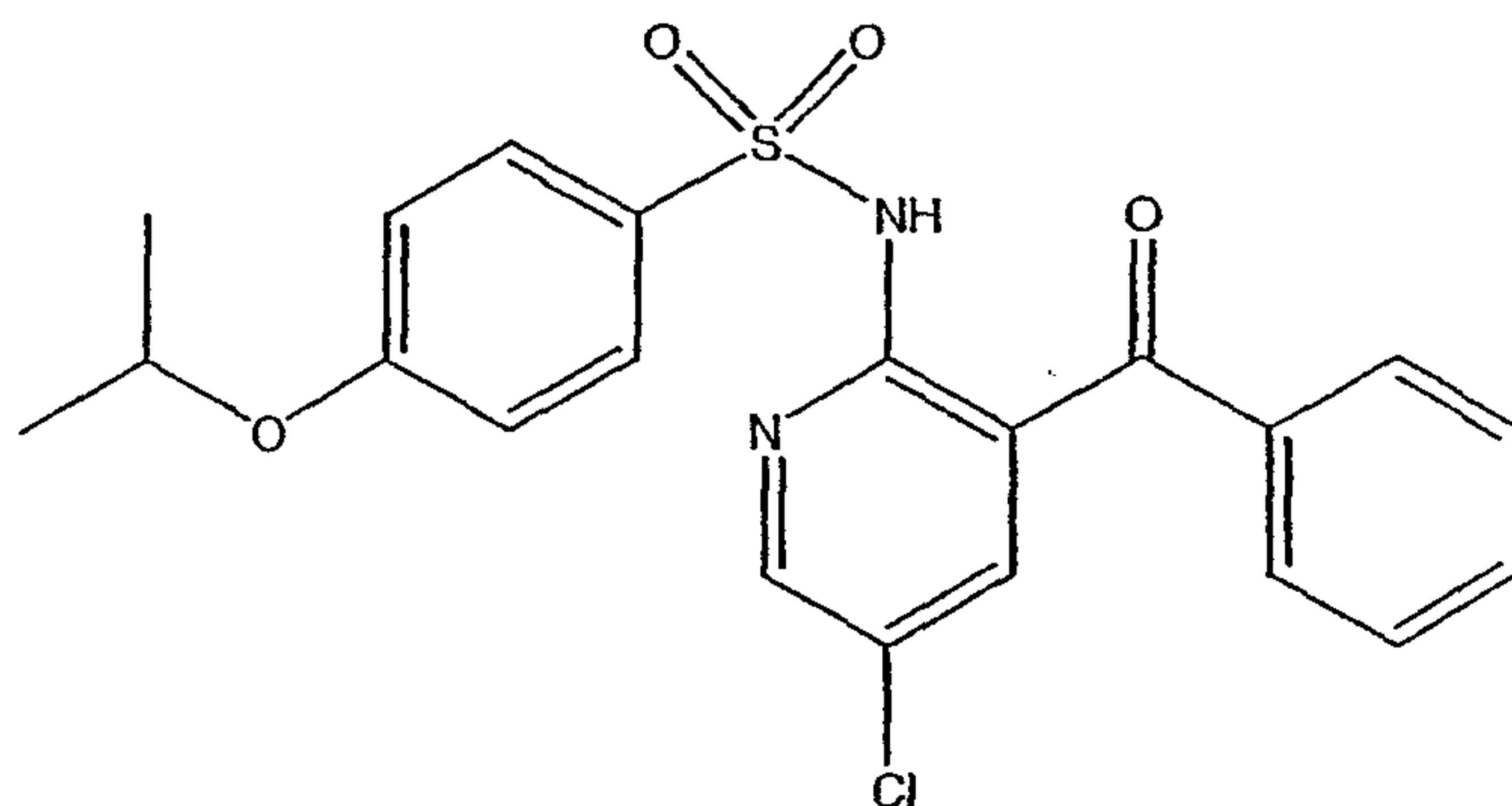
[000167] LC-MS showed the product to be > 95% pure and to have the expected M.W. of 233 ($\text{M}+\text{H}^+$). ^1H -NMR (Bruker 300 MHz, CDCl_3 , shifts relative to the solvent peak at 7.24 ppm): δ 6.69-6.84 (br s, 2H), 7.48-7.54 (m, 2H), 7.57-7.65 (m, 3H), 7.74-7.75 (d, H), 8.22-8.23 (d, H).

Procedure G: (Alternate synthesis of sulfonamides using NaH)

[000168] To a solution of a 2-aminopyridophenone (0.5 mmol) in dry DMF (1 mL) at 0°C was added NaH (60%, 20 mg, 0.5 mmol). The mixture was stirred for 5 min. The a sulfonyl chloride (0.55 mmol) in dry DMF (1 mL) was added, and the mixture stirred at 0°C for 10 min. The second portion of NaH (0.25 mmol) was added, and the mixture stirred at room temperature for 2 hours. The mixture was quenched with ice water (20 mL) and extracted with EtOAc (3 x 10 mL). The combined organic layers were washed with water (2 x 10 mL), brine (10 mL), dried over anhydrous Na_2SO_4 , filtered, and evaporated *in vacuo* to give crude product. The crude product was purified by chromatography using DCM:EtOAc (100:0 to 98:2) or hexane:EtOAc (9:1) as eluent to afford the purified product in 10-24% yield.

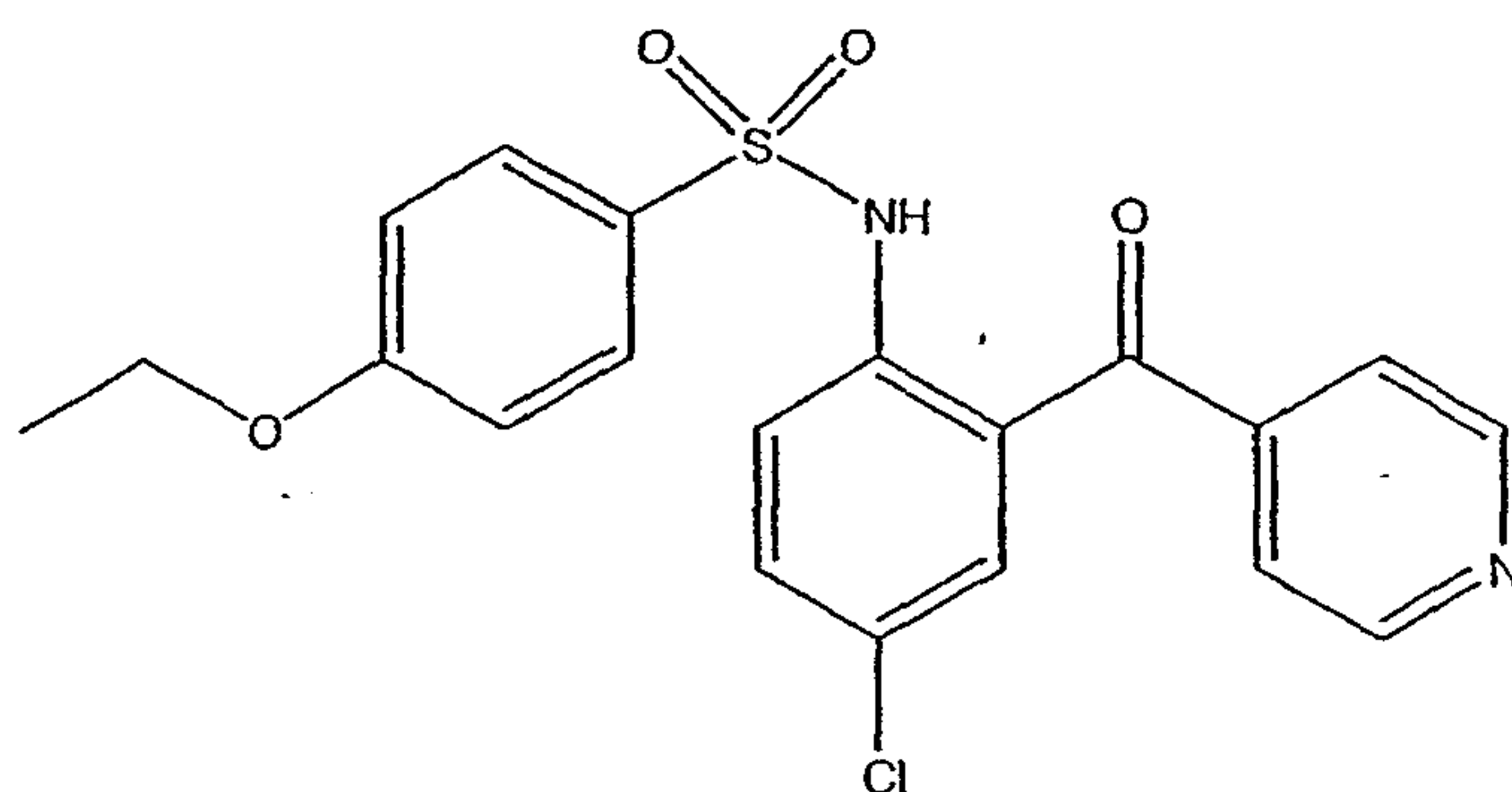
The following examples were prepared using Procedure G:

Example 31: N-(3-Benzoyl-5-chloro-pyridin-2-yl)-4-isopropoxy-benzenesulfonamide



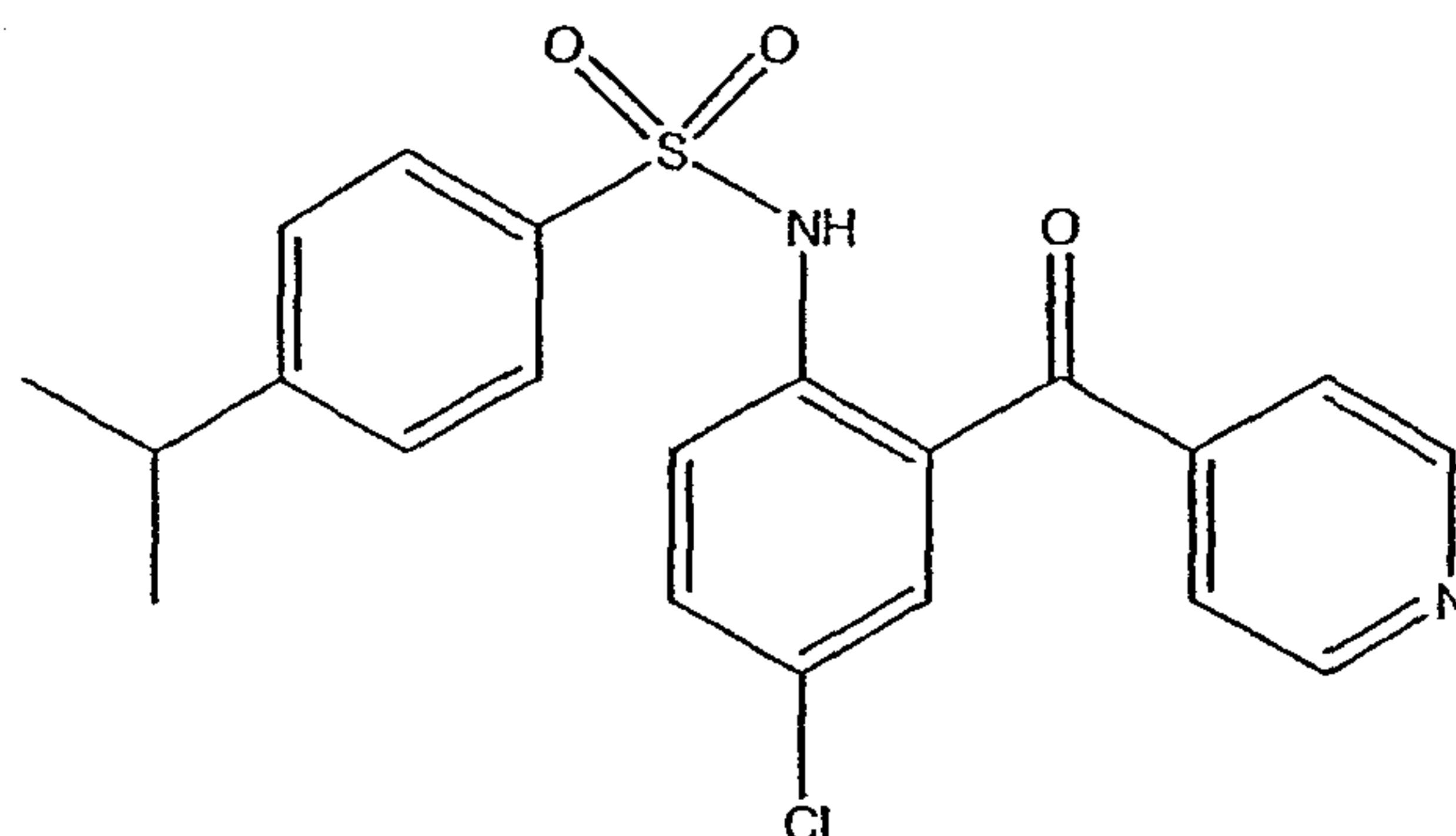
[000169] LC-MS showed the product to be > 95% pure and to have the expected M.W. of 431 ($M+H^+$). 1H -NMR (Bruker 300 MHz, $CDCl_3$, shifts relative to the solvent peak at 7.24 ppm): δ 1.34-1.36 (d, 6H), δ 4.57-4.70 (m, H), δ 6.91-6.98 (d, 2H), δ 7.50-7.70 (m, 5H), δ 7.82-7.83 (d, H), δ 8.08-8.12 (d, 2H), δ 8.38-8.39 (d, H), δ 10.70 (s, H). Elemental analysis: C = 58.26% / cal. 58.53%, H = 4.65% / cal. 4.44%, N = 6.26% / cal. 6.50%.

Example 32: N-[4-Chloro-2-(pyridine-4-carbonyl)-phenyl]-4-ethoxy-benzenesulfonamide



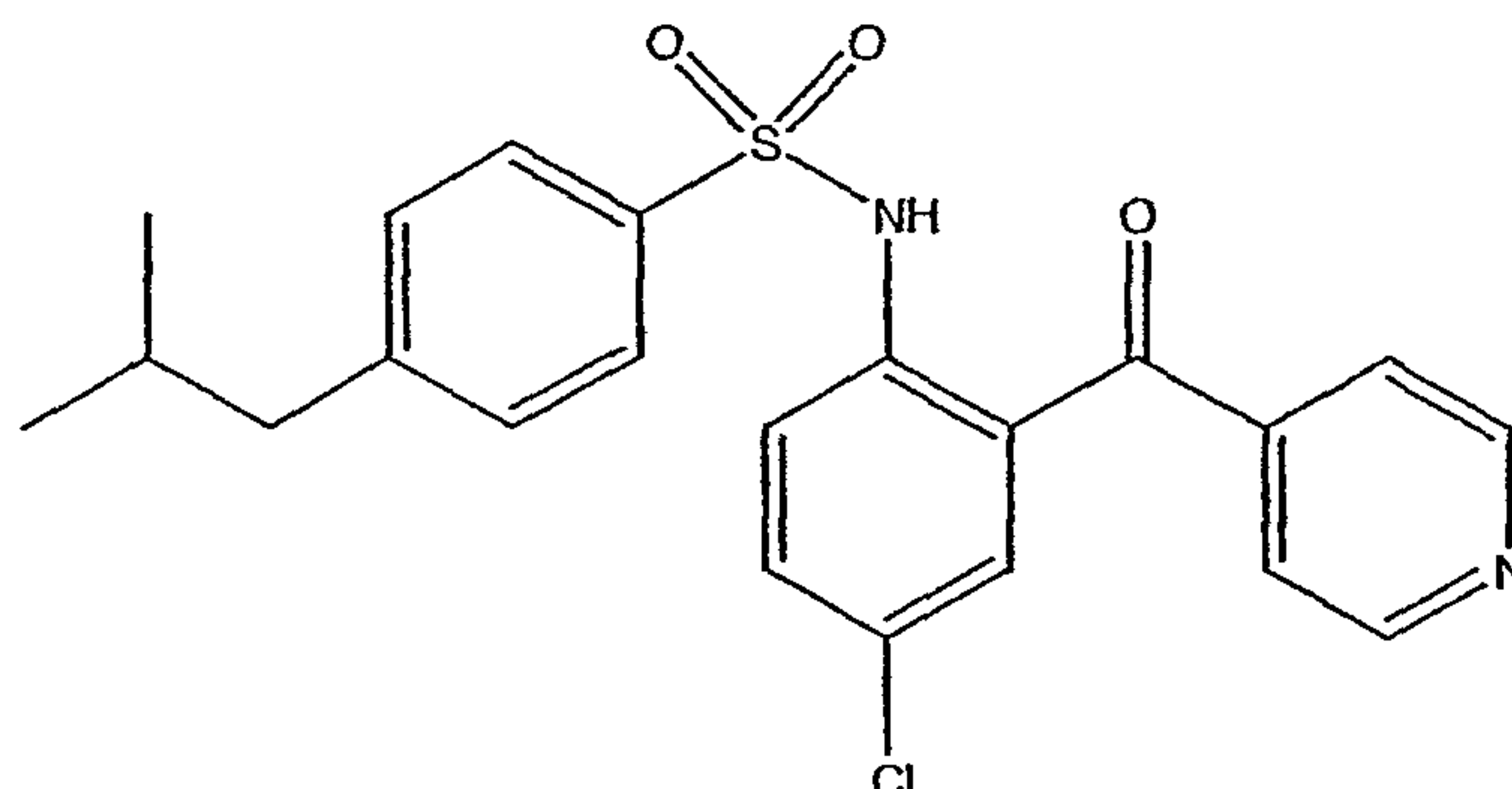
[000170] LC-MS showed the product to be > 95% pure and to have the expected M.W. of 417 ($M+H^+$). 1H NMR ($CDCl_3$, shifts relative to the solvent peak at 7.24 ppm) δ 9.90 (1H, s), δ 8.80 (2H, s), δ 7.79 (1H, d), δ 6.76 (2H, d), δ 7.51 (1H, d), δ 7.33-7.20 (3H, m), δ 6.75 (2H, d), δ 3.90 (2H, m), δ 1.5 (3H, m).

Example 33: N-[4-Chloro-2-(pyridine-4-carbonyl)-phenyl]-4-isopropyl-benzenesulfonamide



[000171] LC-MS showed the product to be > 95% pure and to have the expected M.W. of 415 ($M+H^+$); 1H NMR (Bruker 300 MHz, $CDCl_3$, shifts relative to the solvent peak at 7.24 ppm) δ 10.06 (1H, s), δ 8.77 (1H, s), δ 7.79 (1H, d), δ 7.70-7.62 (3H, m), δ 7.56-7.51 (1H, m), δ 7.33-7.16 (5H, m), δ 1.19 (6H, m), δ 2.88 (1H, m).

Example 34: N-[4-Chloro-2-(pyridine-4-carbonyl)-phenyl]-4-isobutyl-benzenesulfonamide



[000172] LC-MS showed the product to be > 95% pure and to have the expected M.W. of 429 ($M+H^+$); 1H NMR (Bruker 300 MHz, $CDCl_3$, shifts relative to the solvent peak at 7.24 ppm) δ 10.06 (1H, s), δ 7.77 (1H, s), δ 7.67-7.61 (3H, m), δ 7.58-7.47 (1H, m), δ 7.33-7.24 (3H, m), δ 7.17-7.08 (3H, m), δ 2.42 (2H, m), δ 0.86 (6H, m).

[000173] Another example of a compound prepared using Procedure G is N-[4-chloro-2-(pyridine-4-carbonyl)-phenyl]-4-ethyl-benzenesulfonamide. LC-MS showed the product to be > 95% pure and to have the expected M.W. of 401 ($M+H^+$).

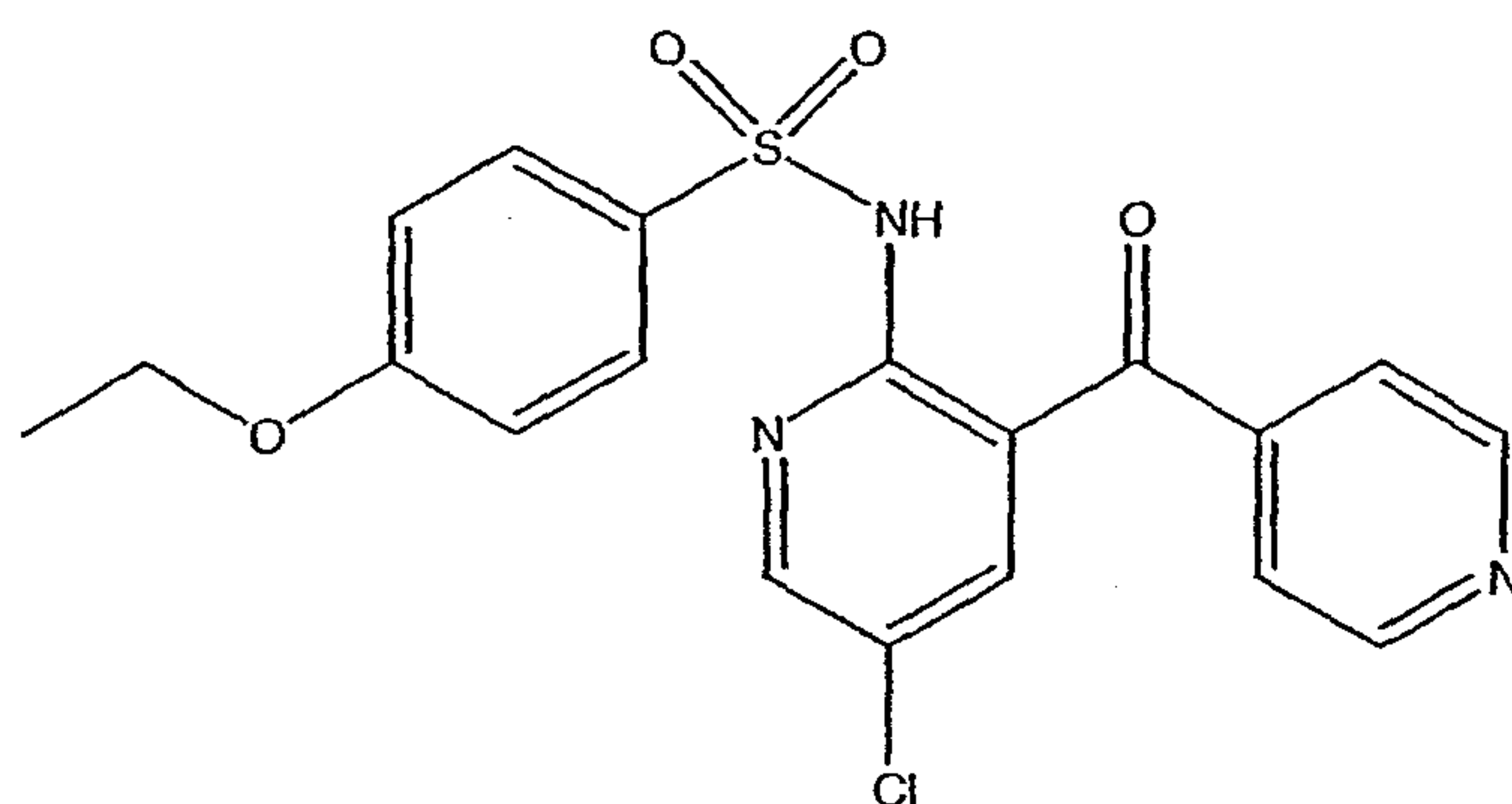
Procedure H: (Alternate synthesis of sulfonamides using $Na(TMS)_2N$)

[000174] To a suspension of a 2-aminopyridophenone (1 mmol) in dry DMF (5 mL) at $0^\circ C$ was added a solution of sodium bis(trimethylsilyl)amide in THF (1M, 2.2 mL). This

mixture was stirred at 0°C for 20 min. A solution of a sulfonyl chloride (1.3 mmol) in dry DMF (2 mL) was added, and the reaction mixture was stirred at room temperature overnight. The reaction was quenched with ice water (60 mL), neutralized with 0.18 M aqueous citric acid solution (3 mL) to about pH 7.5, then extracted with EtOAc (60 mL, 2 x 20 mL). The combined organic layers were washed with water (2 x 50 mL), brine (50 mL), dried over anhydrous Na₂SO₄, filtered, and evaporated *in vacuo* to give a crude product. The crude product was purified by chromatography using DCM:EtOAc (6:4) as elute to afford a solid product in 20-25 % yield.

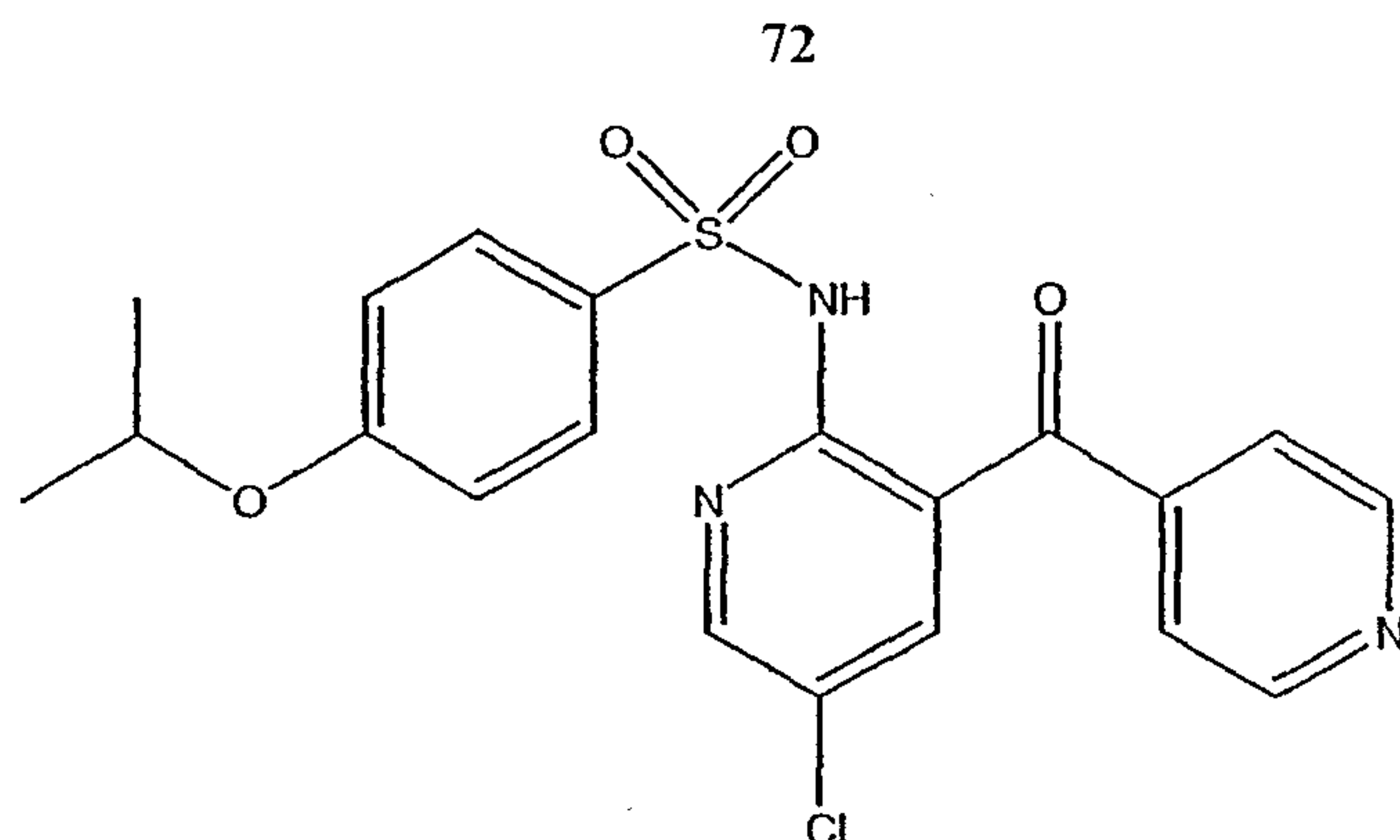
The following examples were prepared using Procedure H:

Example 35: N-[5-Chloro-3-(pyridine-4-carbonyl)-pyridin-2-yl]-4-ethoxybenzenesulfonamide



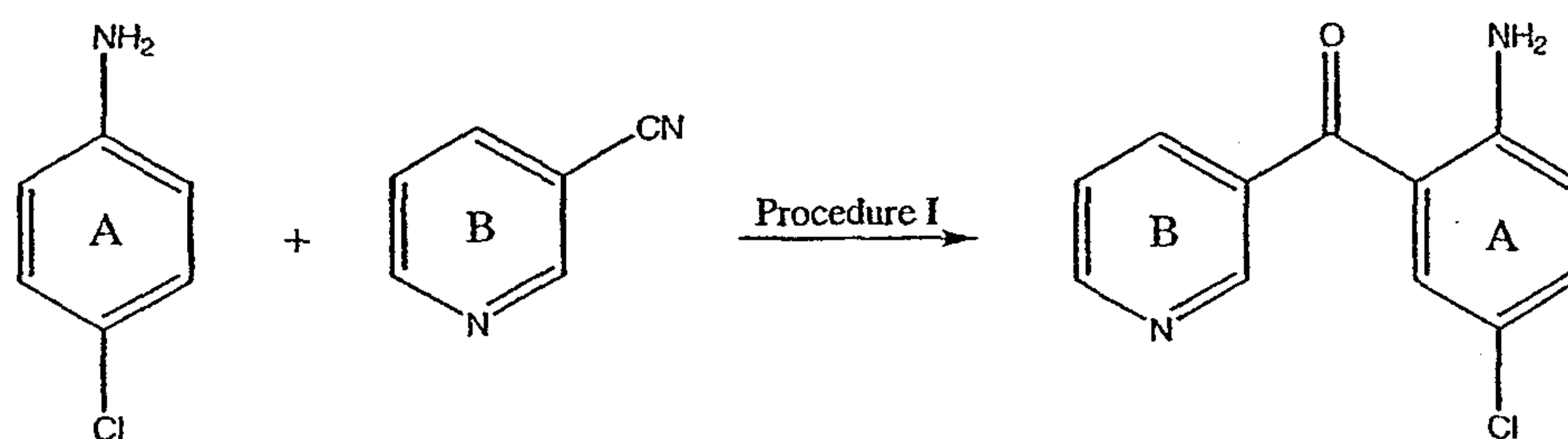
[000175] LC-MS showed the product to be > 95% pure and to have the expected M.W. of 418 (M+H⁺). ¹H-NMR (Bruker 300 MHz, CDCl₃, shifts relative to the solvent peak at 7.24 ppm): δ 1.40-1.44 (t, 3H), δ 4.03-4.12 (m, 2H), δ 6.93-6.96 (d, 2H), δ 7.39-7.42 (d, 2H), δ 7.70-7.72 (d, H), δ 8.08-8.11 (d, 2H), δ 8.39-8.40 (d, H), δ 8.84-8.86 (d, 2H), δ 10.73 (s, H).

Example 36: N-[5-Chloro-3-(pyridine-4-carbonyl)-pyridin-2-yl]-4-isopropoxybenzenesulfonamide



[000176] LC-MS showed the product to be > 95% pure and to have the expected M.W. of 432 ($M+H^+$). 1H NMR (Bruker 300 MHz, $CDCl_3$, shifts relative to the solvent peak at 7.24 ppm): δ 1.35-1.36 (d, 6H), δ 4.57-4.67 (m, H), δ 6.92-6.95 (d, 2H), δ 7.42-7.44 (d, 2H), δ 7.72-7.73 (d, H), δ 8.08-8.11 (d, 2H), δ 8.41-8.42 (d, H), δ 8.84-8.87 (d, 2H), δ 10.74 (s, H).

IV. Synthesis of (2-Amino-5-Chloro-Phenyl)-Pyridin-3-yl-Methanones



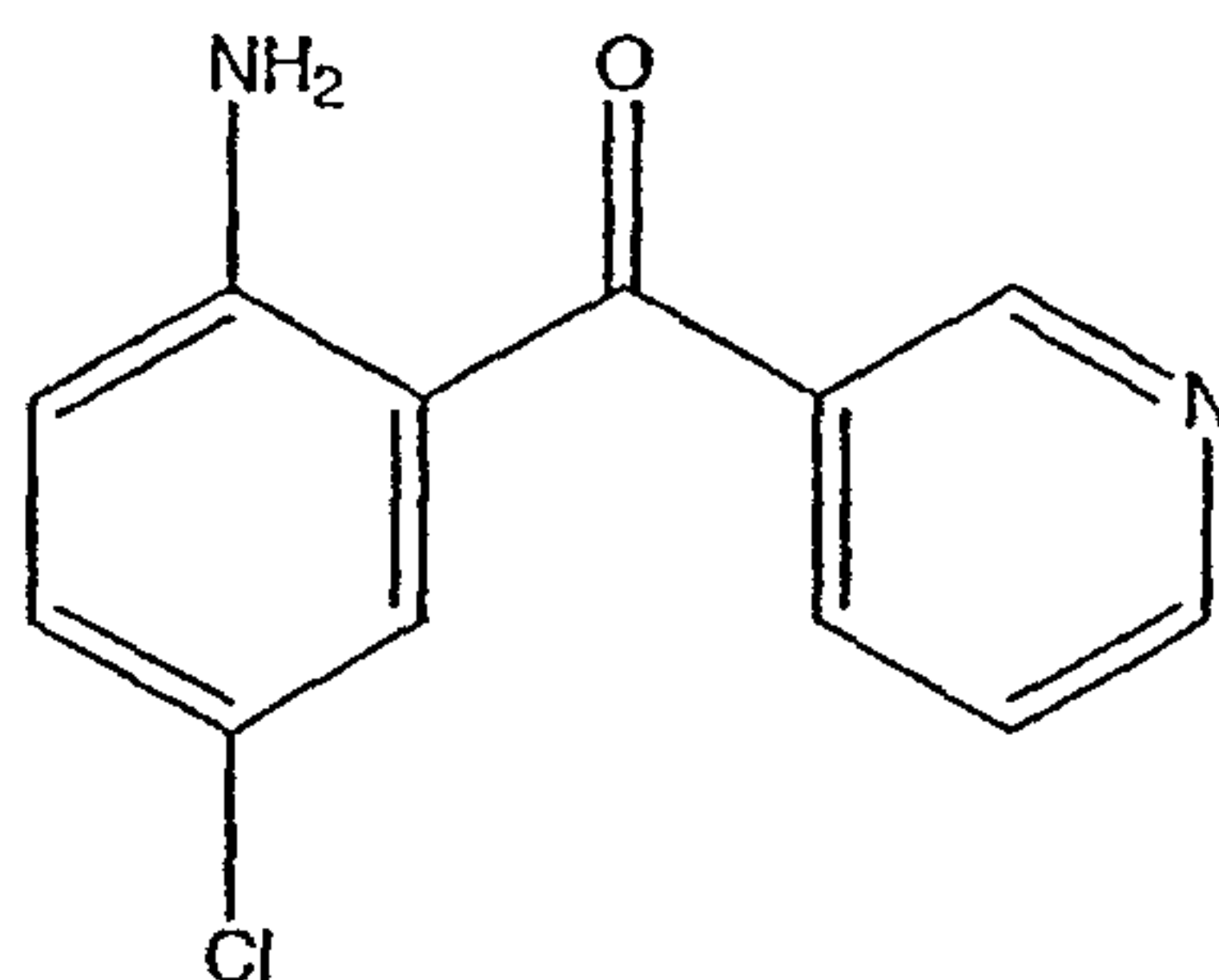
Scheme IV: Synthesis of (2-amino-5-chloro-phenyl)-pyridin-3-yl-methanones.

Procedure I: (Alternate synthesis of (2-amino-5-chloro-phenyl)-pyridin-3-yl-methanones using BCl_3)

[000177] To a solution of 85 mL BCl_3 in 80 mL 1,1,2,2-tetrachloroethane, stirred in an ice bath, was added a solution of 4g of p-chloroaniline in 50 mL of tetrachloroethane. After 5 min, 3g of 3-cyanopyridine is added followed by 7g of aluminum chloride. The mixture was stirred at room temperature for 20 min and then heated at reflux for 6 hr. After cooling, 25 mL of 3N HCl was added and refluxing continued for 1 hr. After cooling, the filtrate was concentrated, made basic with 6N NaOH, then extraction with dichloromethane. The organic solution was dried over $MgSO_4$ and concentrated. The residue was flash chromatographed on silica gel (Hexane/EtOAc = 2:1) to give a 10-20% yield of product.

The following Example was prepared using Procedure I:

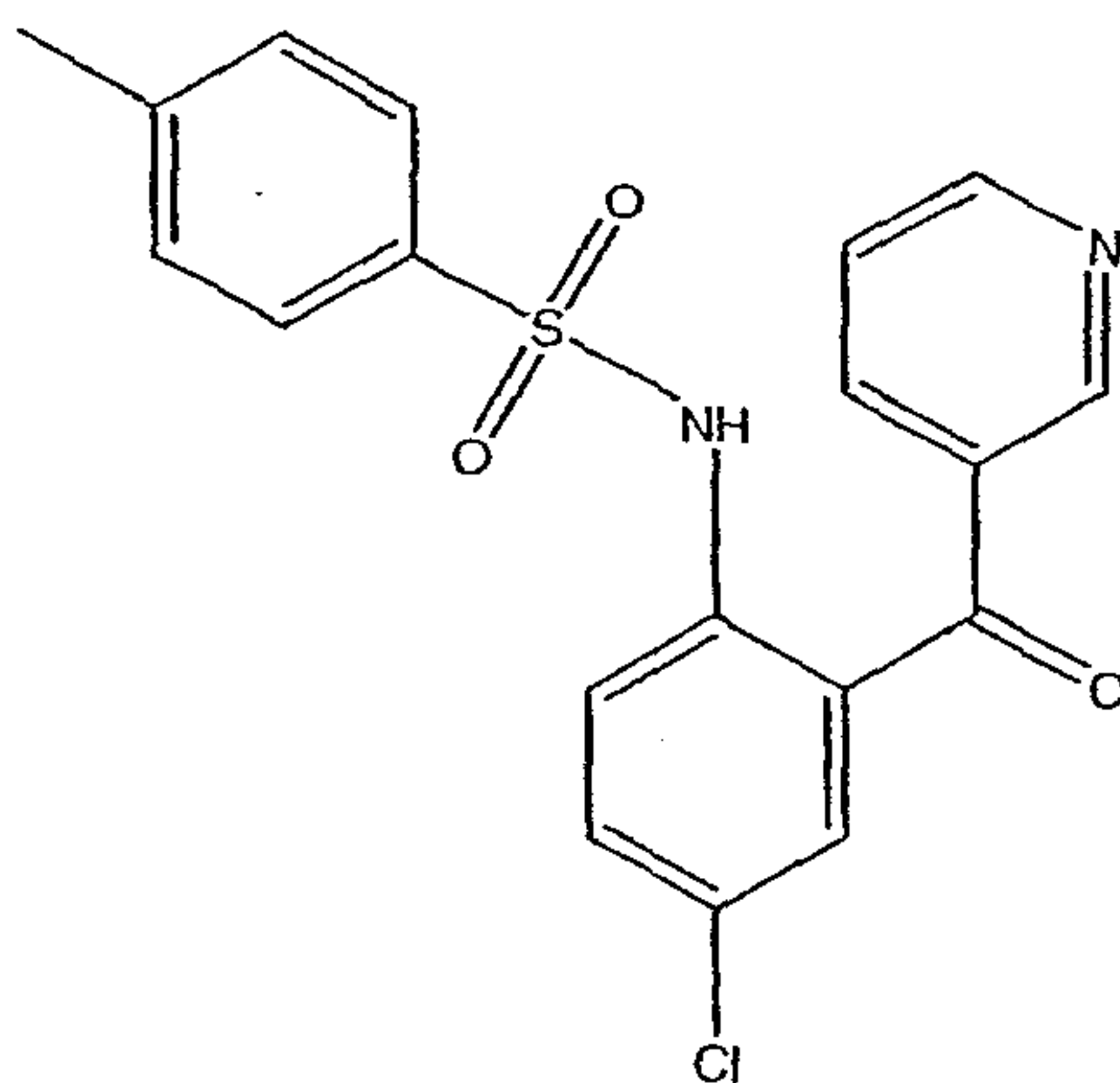
Example 37: (2-Amino-5-chloro-phenyl)-pyridin-3-yl-methanone



[000178] LC-MS showed the product to be > 95% pure and to have the expected M.W. of 233. ($M+H^+$). 1H NMR (Bruker 300 MHz, $CDCl_3$, shifts relative to the solvent peak at 7.24 ppm) δ 8.95(s, 1H), δ 8.80 (d, 1H), δ 8.18 (d, 1H), δ 7.40-7.45 (m, 1H), δ 7.20-7.30 (m, 2H) δ 7.10 (s, 1H), δ 6.30 (br s, 2H).

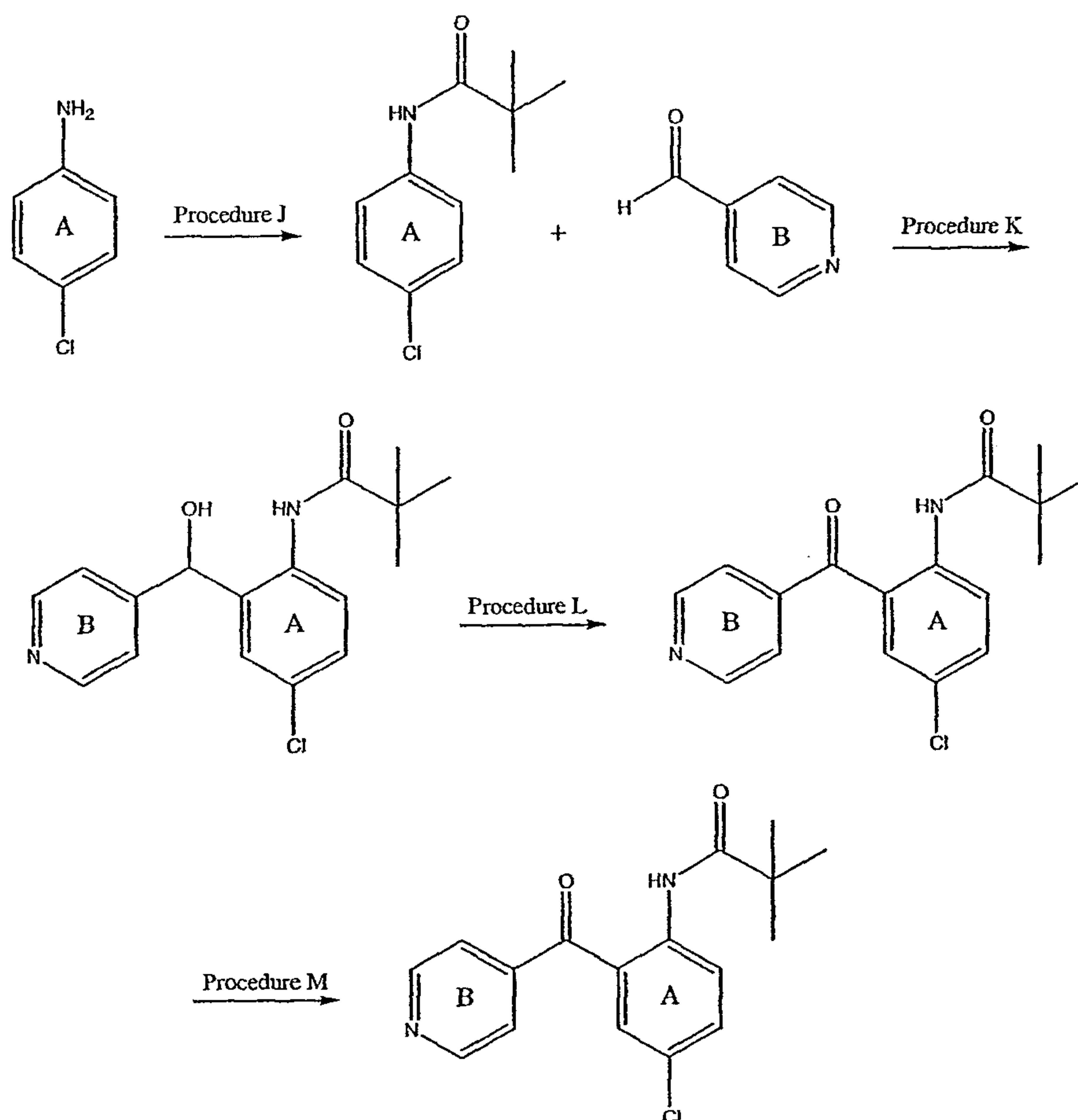
[000179] (2-Amino-5-chloro-phenyl)-pyridin-3-yl-methanones prepared using the method depicted in Scheme III can be converted to the corresponding aryl sulfonamide or heteroaryl sulfonamide using Procedure G or H. The following example was prepared using the method depicted in Scheme III followed by Procedure G or H:

[000180] Example 38: N-[4-Chloro-2-(pyridine-3-carbonyl)-phenyl]-4-methylbenzenesulfonamide



[000181] LC-MS showed the product to be > 95% pure and to have the expected M.W. of 387 ($M+H^+$); 1H NMR (Bruker 300 MHz, $CDCl_3$, shifts relative to the solvent peak at 7.24 ppm) δ 9.66 (s, 1H), δ 7.87-7.76 (m, 3H), δ 7.56-7.50 (m, 4H), δ 7.43-7.40 (m, 1H), δ 7.28 (s, 1H), δ 7.08 (d, 2H), δ 3.50 (s, 3H).

V. Synthesis of (2-amino-5-chloro-phenyl)-pyridin-4-yl-methanones



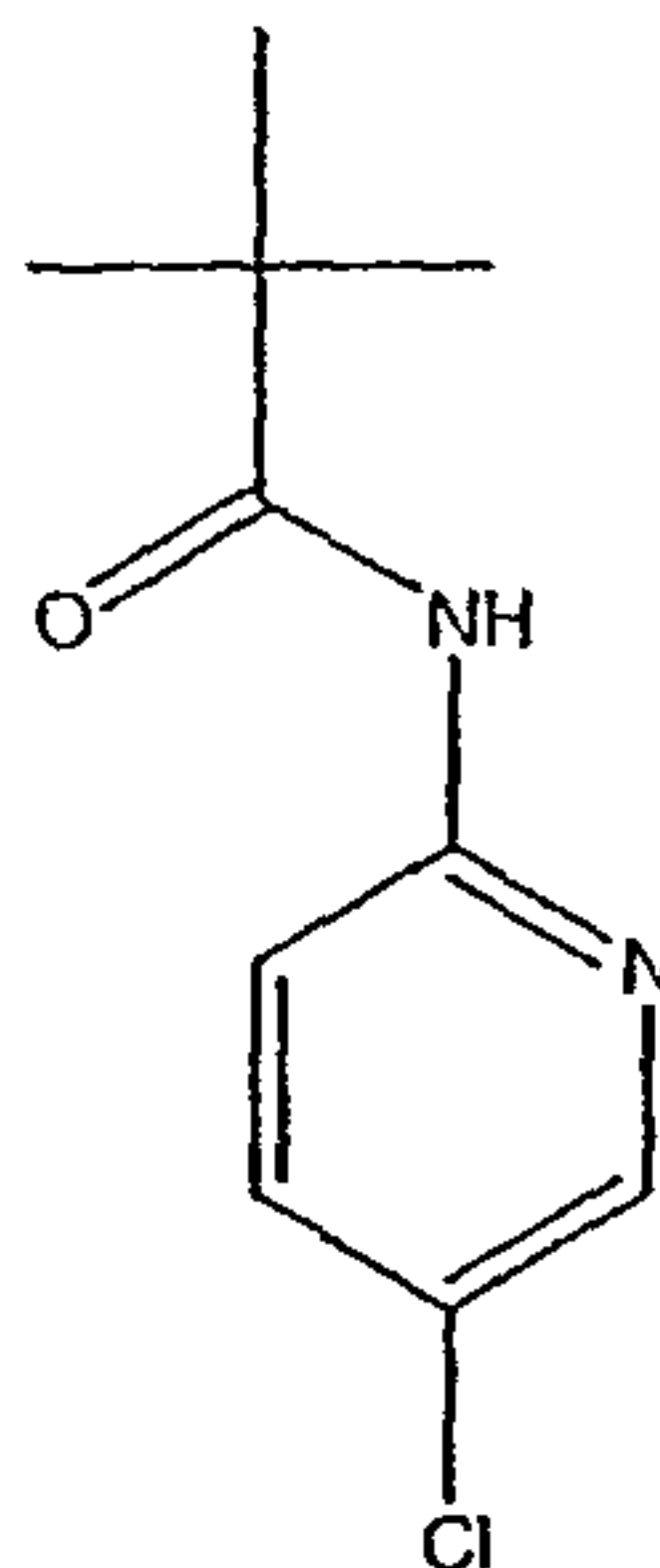
Scheme V: Synthesis of (2-amino-5-chloro-phenyl)-pyridin-4-yl-methanones

Procedure J: (Pivaloyl protection of 4-chloro aniline)

[000182] To a mixture of 2.3 g of 4-chloroaniline and 3 mL of triethylamine in 20 mL of dichloromethane, was added 2.3 g of trimethylacetyl chloride. The reaction mixture was stirred overnight at room temperature, then washed with 1 N HCl. The organic layer was separated and dried over MgSO_4 . Removal of the solvent afforded 4.5 g of pure product.

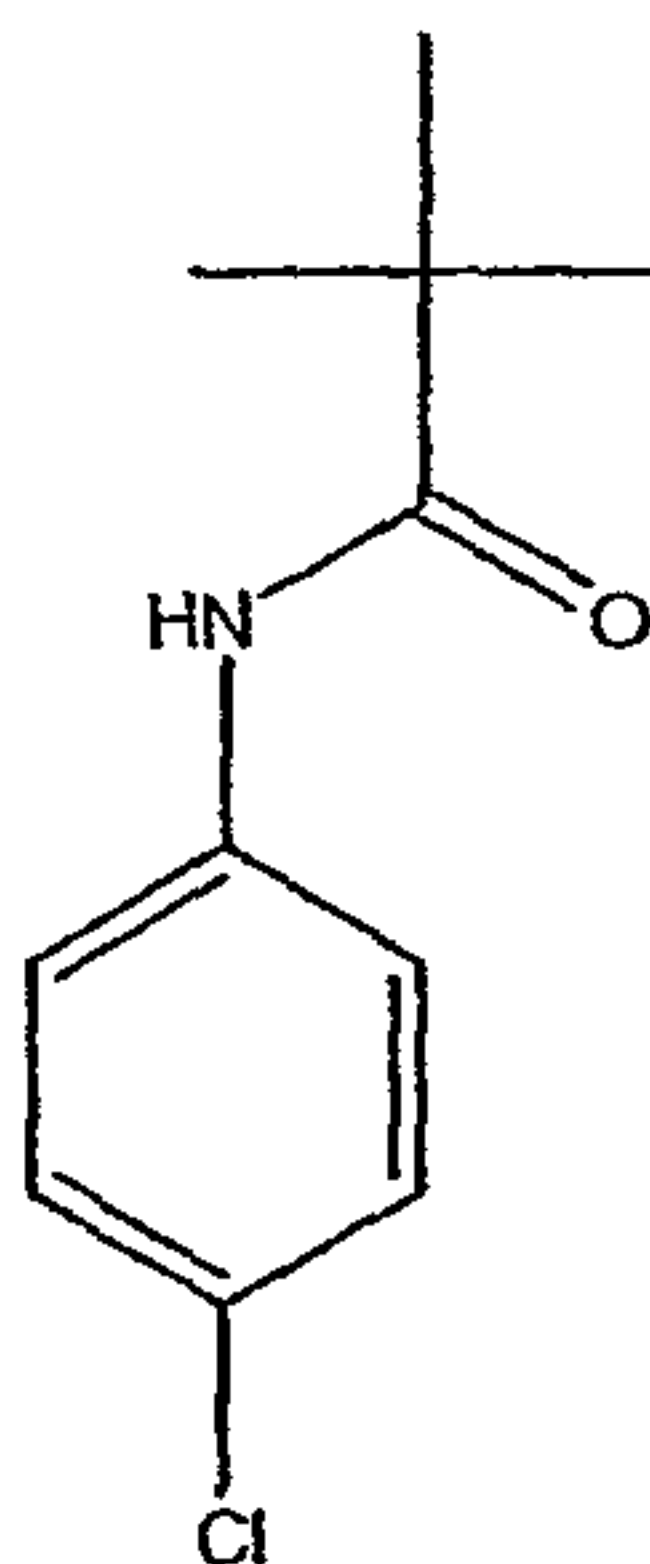
The following examples were prepared using Procedure J:

Example 39: N-(5-Chloro-pyridin-2-yl)-2,2-dimethyl-propionamide



[000183] LC-MS showed the product to be > 95% pure and to have the expected M.W. of 213 ($M+H^+$).

Example 40: N-(4-Chloro-phenyl)-2,2-dimethyl-propionamide



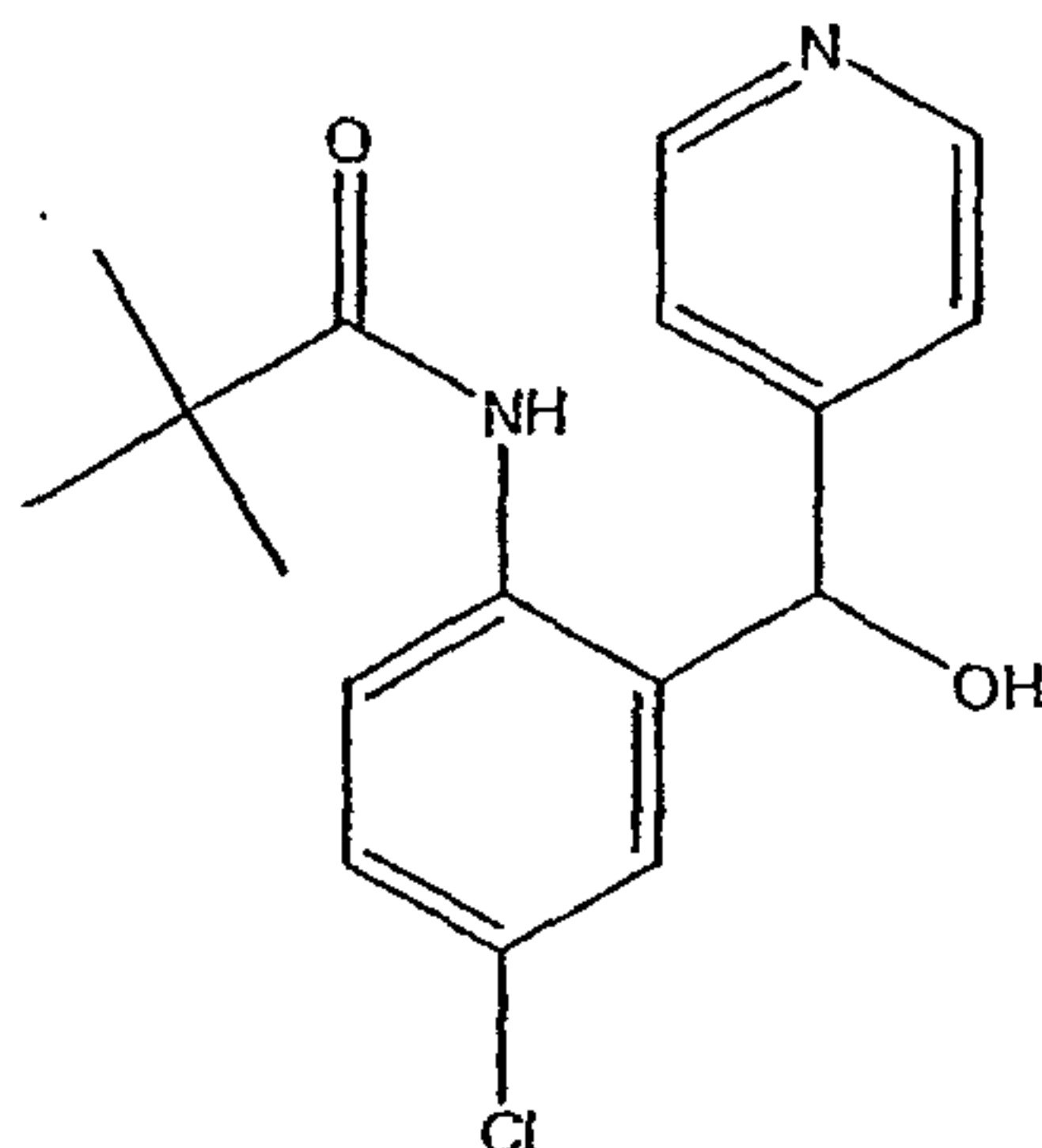
[000184] LC-MS showed the product to be > 95% pure and to have the expected M.W. of 212. ($M+H^+$). 1H NMR (Bruker 300 MHz, $CDCl_3$, shifts relative to the solvent peak at 7.24 ppm) δ 10.51 (s, 1H), δ 7.25 (d, 2H), δ 7.15 (d, 2H), δ 1.51 (s, 9H).

Procedure K:

[000185] A solution of 2 g of pivaloyl protected 4-chloroaniline in 50 mL of THF was cooled to $-78^\circ C$ under nitrogen. A solution of n-butyl lithium (14 mL of 2 N in hexane) was added dropwise. The mixture was allowed to warm $0^\circ C$ and stirring continued at $0^\circ C$ for one hour. A pyridine 4-carboxaldehyde was added to the solution and the reaction was stirred at $0^\circ C$ for one hour. The reaction mixture was poured into ethyl acetate and washed with water. The organic layer was separated and dried over $MgSO_4$. Removal of the solvent followed by chromatography on silica gel (hexane:ethyl acetate 2:1 as eluent) afforded 1 g of the desired product.

The following example was prepared using Procedure K:

Example 41: N-[4-Chloro-2-(hydroxy-pyridin-4-yl-methyl)-phenyl]-2,2-dimethyl-propionamide



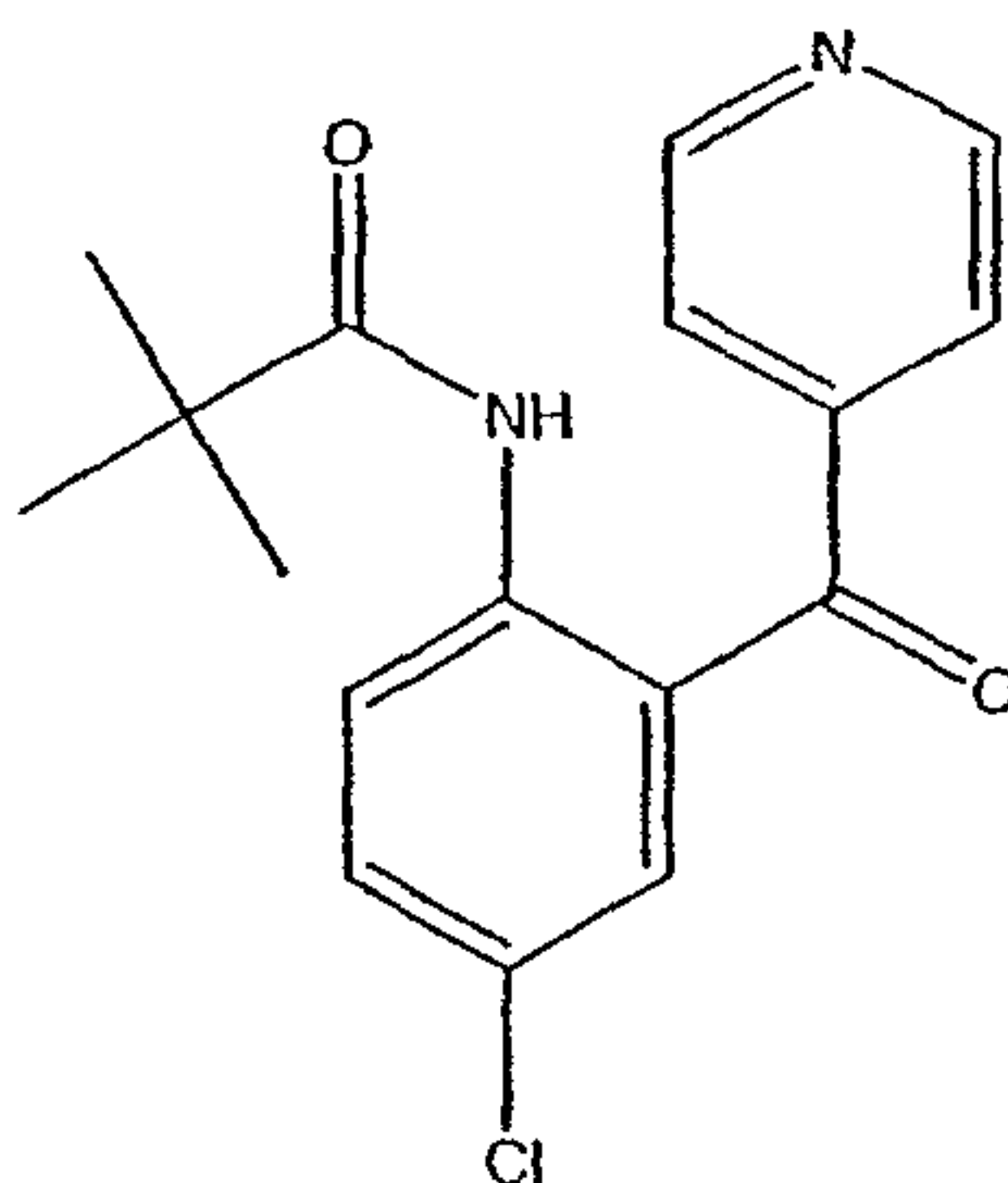
[000186] LC-MS showed the product to be > 95% pure and to have the expected M.W. of 319. (M+H⁺).

Procedure L:

[000187] The alcohol from Procedure K (1 g) was dissolved in 25 mL of dichloromethane. Manganese dioxide (2 g) was added and the mixture was heated to reflux for 2 hours. After cooling and filtration, the solvent was evaporated to give 0.95 g of the desired ketone.

The following example was prepared using Procedure L:

Example 42: N-[4-Chloro-2-(pyridine-4-carbonyl)-phenyl]-2,2-dimethyl-propionamide



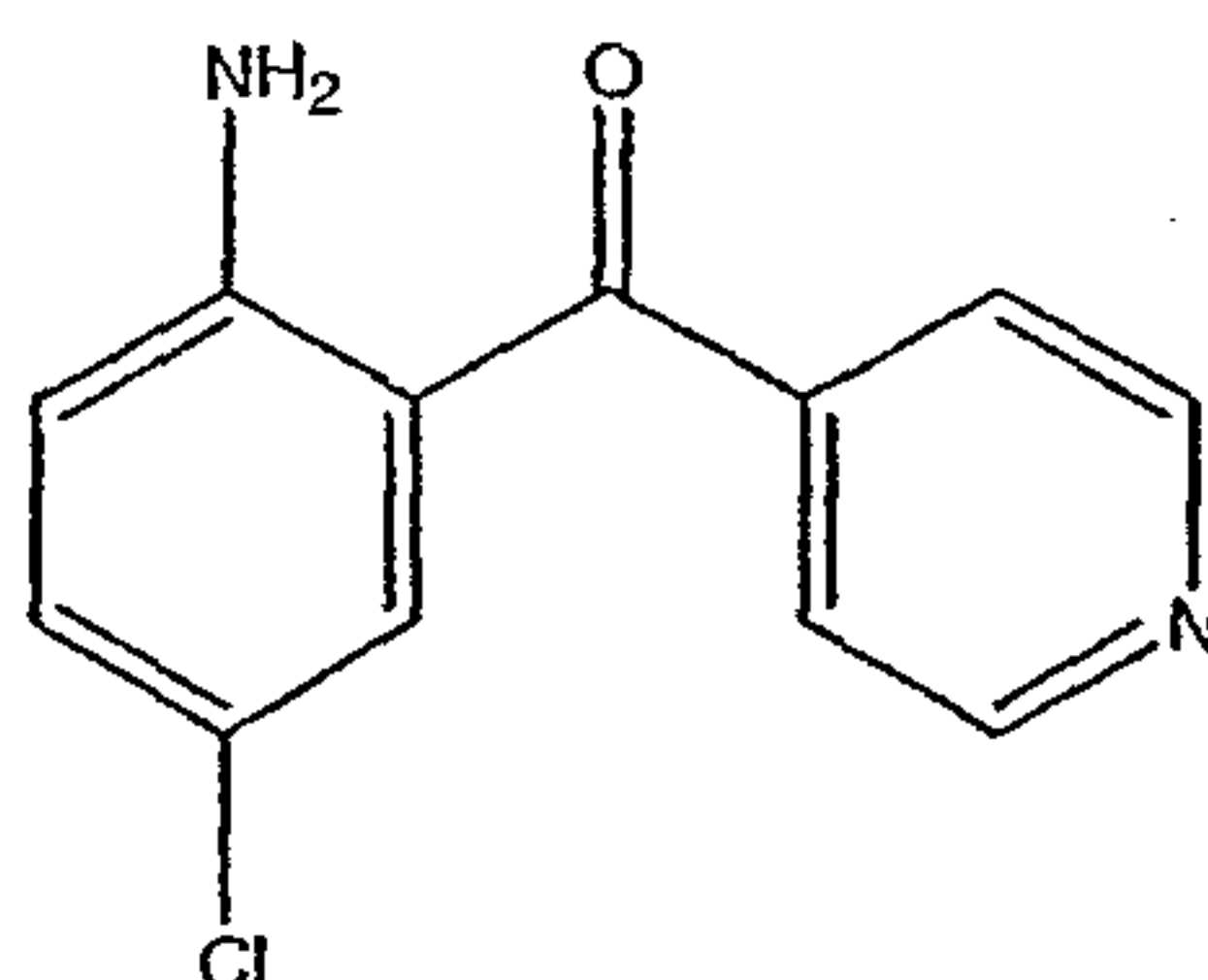
[000188] LC-MS showed the product to be > 95% pure and to have the expected M.W. of 317 (M+H⁺). ¹H NMR (Bruker 300 MHz, CDCl₃, shifts relative to the solvent peak at 7.24 ppm) δ 10.06 (s, 1H), δ 8.87 (d, 2H), δ 8.8 (d, 1H), δ 7.61 (d, 1H), δ 7.50 (d, 2H), δ 7.47 (s, 1H), δ 1.35 (s, 9H).

Procedure M:

[000189] A solution of the pivaloyl protected (2-amino-5-chloro-phenyl)-pyridin-4-yl-methanone from Procedure L (2 g) was dissolved in 25 mL of ethanol along with 8 mL of 6 N HCl. The mixture was brought to reflux for 7 hours. The ethanol was removed by rotary evaporation and the solution neutralized with 6 N NaOH. The precipitated solid was collected by filtration, washed with water, and dried to yield (2-amino-5-chloro-phenyl)-pyridin-4-yl-methanone.

The following example was prepared using Procedure M:

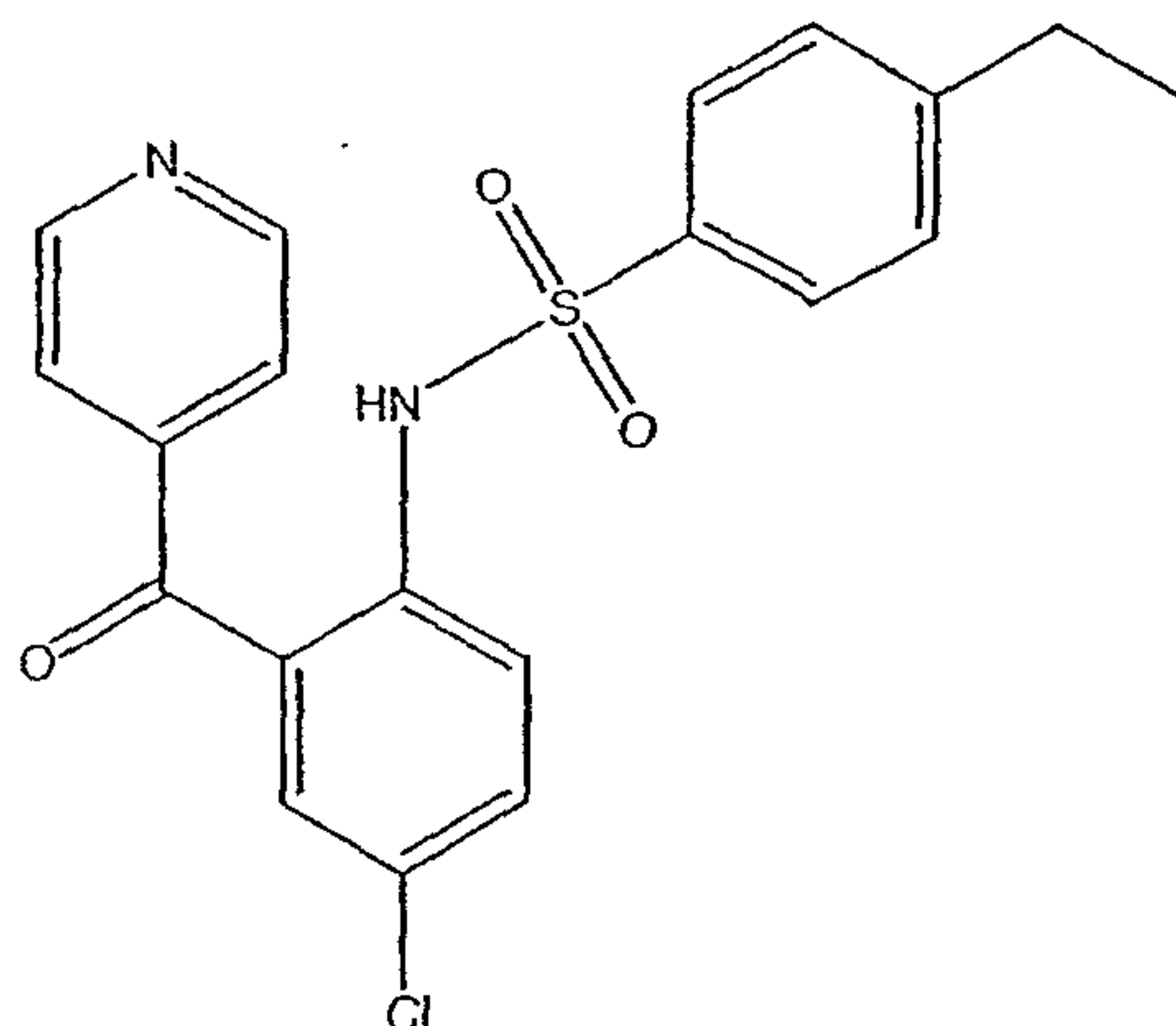
Example 43: (2-Amino-5-chloro-phenyl)-pyridin-4-yl-methanone



[000190] LC-MS showed the product to be > 95% pure and to have the expected M.W. of 233. ($M+H^+$). 1H NMR (Bruker 300 MHz, $CDCl_3$, shifts relative to the solvent peak at 7.24 ppm) δ 8.80 (d, 2H), δ 7.45 (d, 2H), δ 7.29 (m, 2H), δ 6.70 (d, 1H), δ 6.33 (br s, 2H).

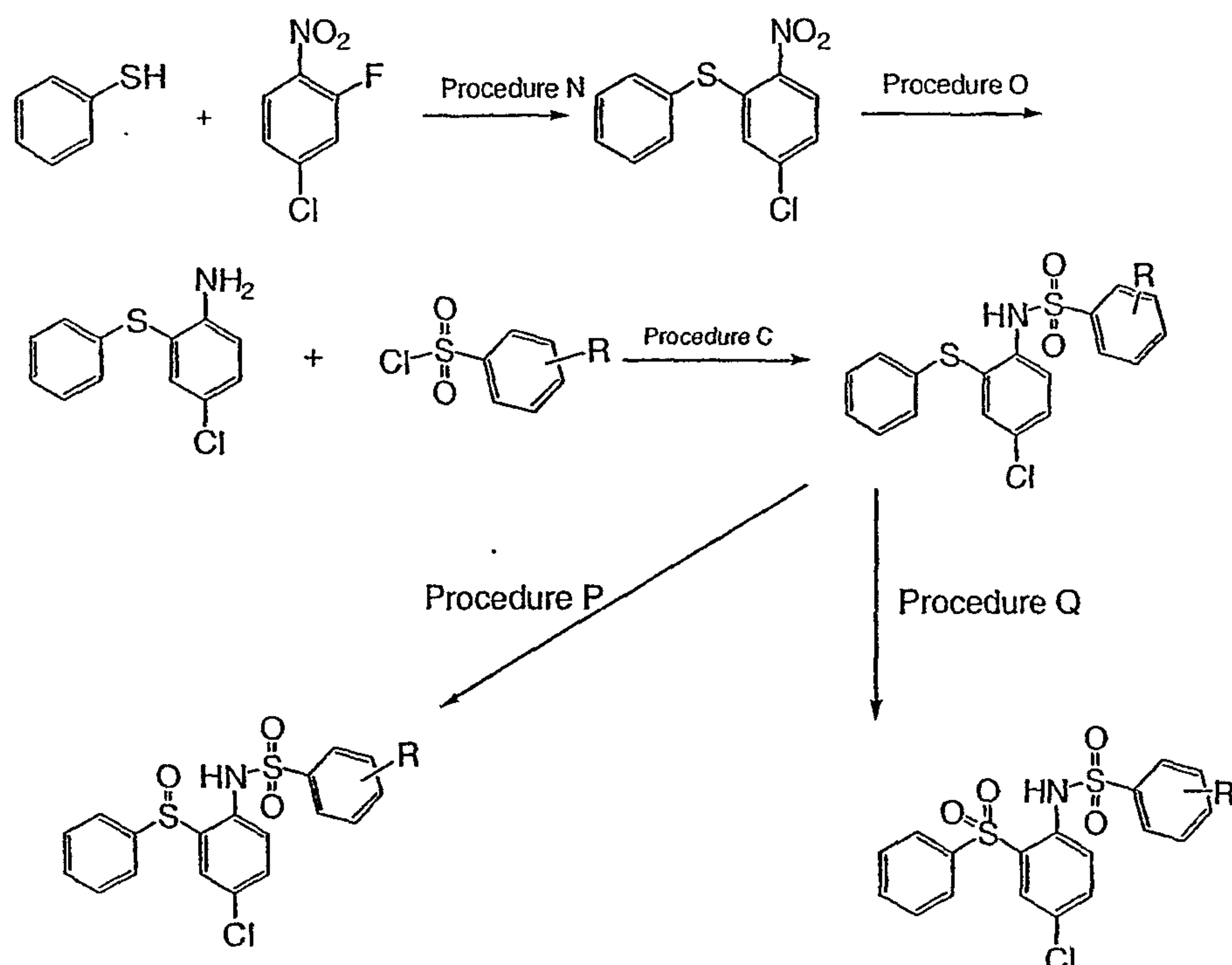
[000191] (2-Amino-5-chloro-phenyl)-pyridin-4-yl-methanones prepared using the method depicted in Scheme IV can be converted to the corresponding aryl sulfonamide or heteroaryl sulfonamide using Procedure G or H. The following example was prepared using the procedure depicted in Scheme IV followed by Procedure G or H:

Example 44: N-[4-Chloro-2-(pyridine-4-carbonyl)-phenyl]-4-ethyl-benzenesulfonamide



[000192] LC-MS showed the product to be > 95% pure and to have the expected M.W. of 401 ($M+H^+$); 1H NMR (Bruker 300 MHz, $CDCl_3$, shifts relative to the solvent peak at 7.24 ppm) δ 10.0 (s, 1H), δ 7.78 (d, 1H), δ 7.64-7.58 (m, 3H), δ 7.52 (d, 1H), δ 7.34-7.21 (m, 3H), δ 7.17-7.21 (m, 3H), δ 2.58 (m, 2H), δ 1.15 (m, 3H).

VI. Synthesis of Sulfones and Sulfoxides



Procedure N: Production of 4-Chloro-1-nitro-2-phenylsulfanyl-benzene

[000193] To a solution of 2 g of 2-fluoro-4-chloro-nitrobenzene in 50ml DMF and 1.25 ml of thiophenol was added 1.9 ml triethylamine at room temperature. The mixture was stirred for one hour. One hundred mL of water was added and a yellow solid crashed out of solution. The solid was collected by filtration and dried. Yield: 50-70%. LC-MS showed a single peak with the expected ($M+H^+$) of 267.

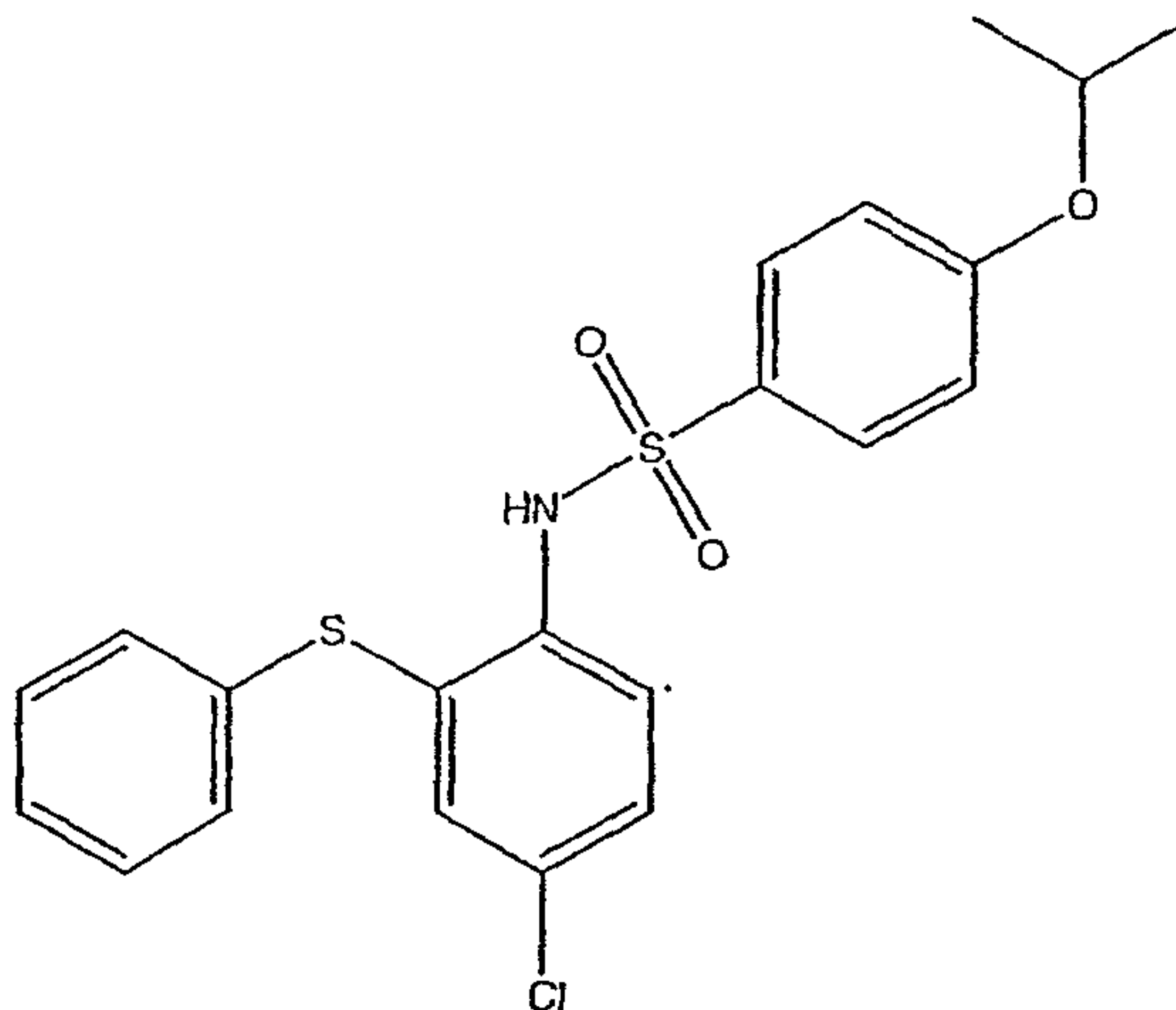
Procedure O: Production of 4-Chloro-2-phenylsulfanyl-phenylamine

[000194] To a suspension of 1.8g of 2- benzylthio-4-chloro-nitrobenzene in 100ml ethanol was added 2g powdered iron and 20 mL of 0.33N NH_4Cl . The mixture was heated at 70° C for 6 hr. The mixture was cooled and filtered through a pad of Celite. The filtrate was

condensed and purified by flash chromatography (hexane/ethyl acetate 4:1 as eluent) to yield 1.25g of an oil. LC-MS showed a single peak with the expected $(M+H^+)$ of 236.

The following example was prepared by Procedure C:

Example 116: (4-Chloro-2-phenylsulfanyl-phenyl)-4-isopropoxy-benzenesulfonamide



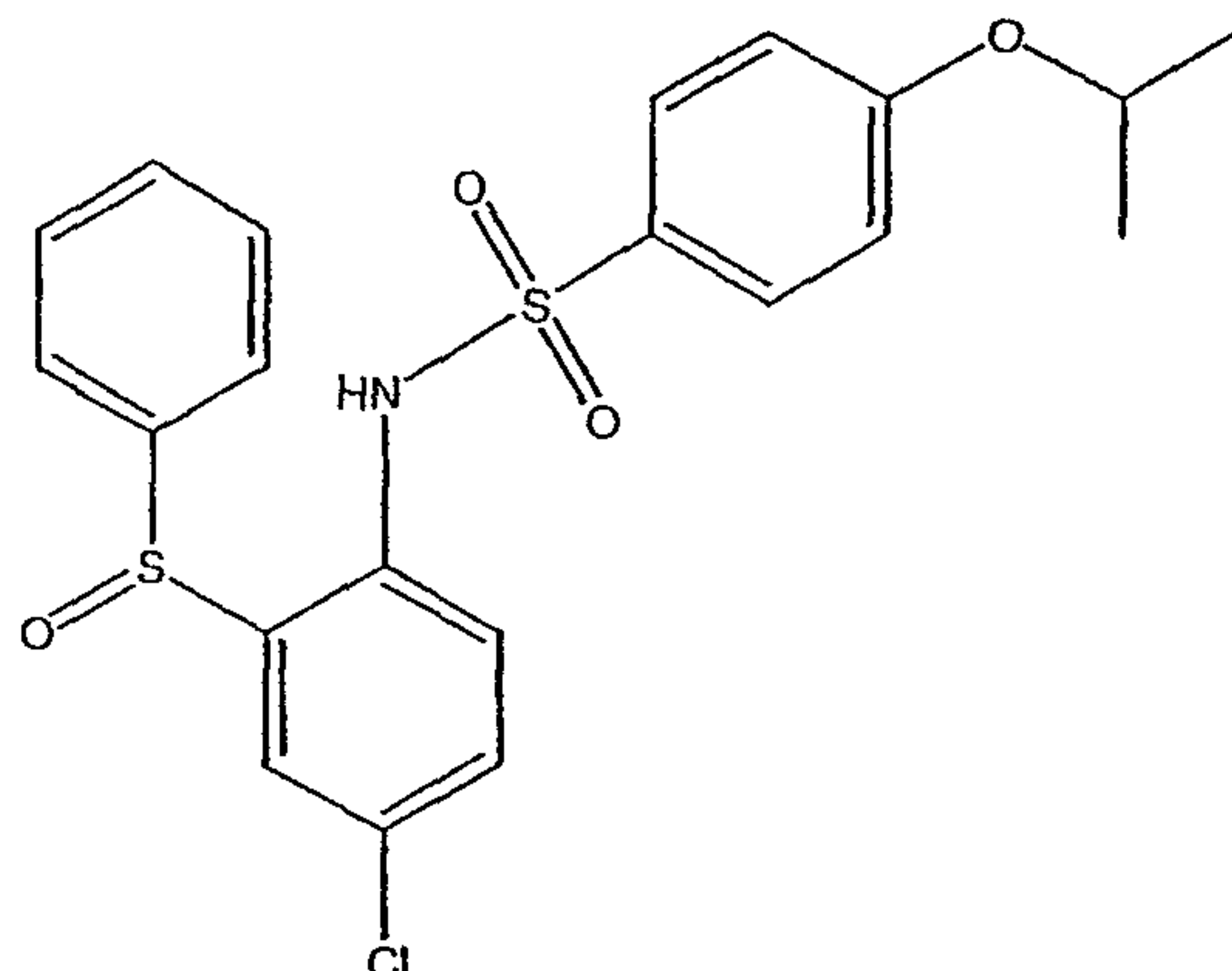
[000195] The product showed a single peak by LC-MS with the expected $(M+H^+)$ of 434.

Procedure P:

[000196] To a solution of the 0.5 g of the sulfide from procedure C in 20ml DCM, was added one equivalent of m-chloro peroxybenzoic acid (mCPBA). The mixture was stirred at room temperature overnight. The mixture was concentrated and purified by flash chromatography (hexane / ethyl acetate =2:1 as eluent) to give 0.12g of white solid as product.

The following example was prepared using Procedure P:

Example 63: N-(2-Benzenesulfinyl-4-chloro-phenyl)-4-isopropoxy-benzenesulfonamide



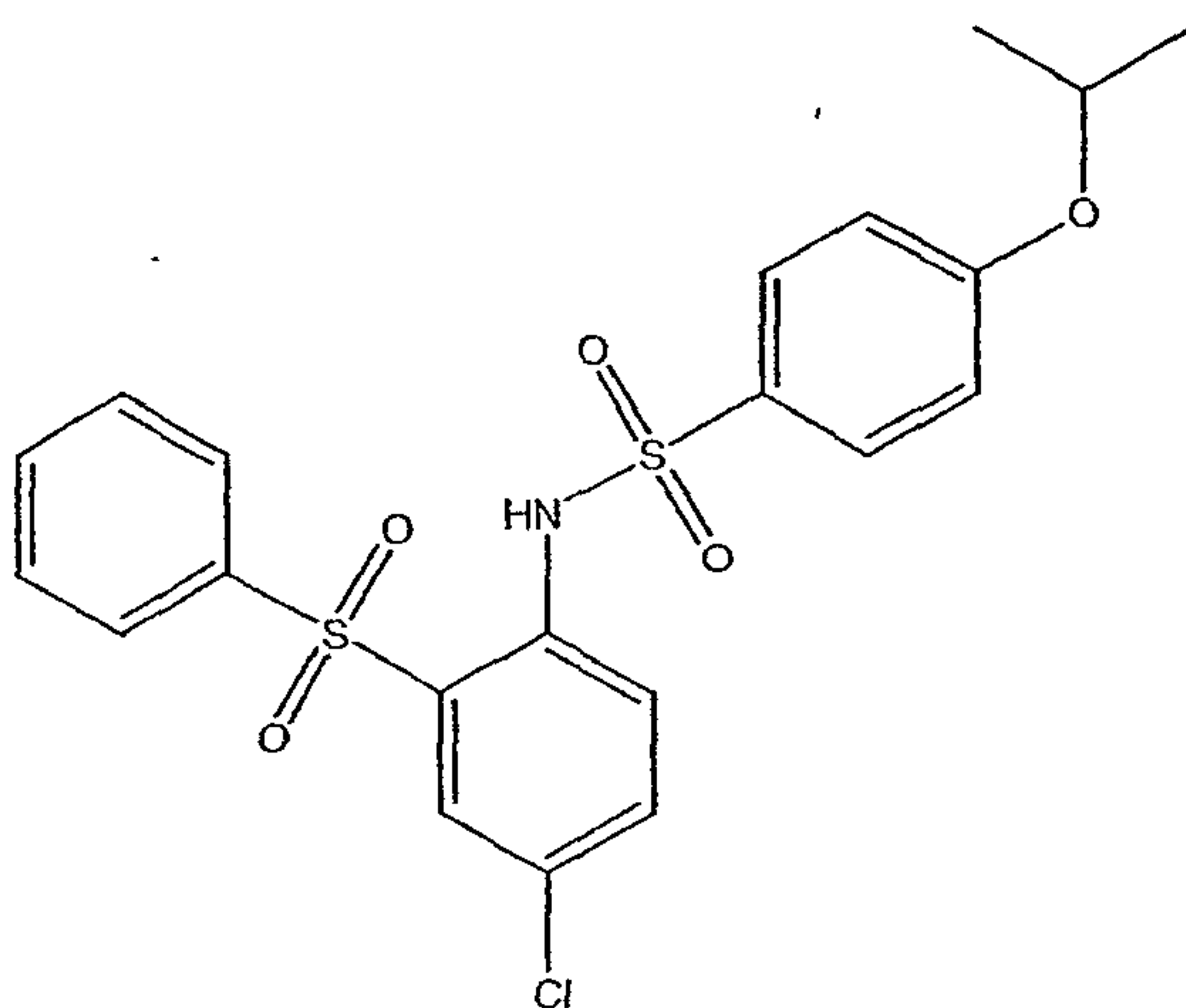
[000197] LC-MS showed a single peak with the expected $(M+H^+)$ 450.

Procedure Q:

[000198] To a solution of the 0.5 sulfide from procedure C in 20ml DCM, added two equivalents of mCPBA. The mixture was stirred at room temperature overnight. The mixture is concentrated and purified by flash chromatography (hexane / ethyl acetate =2:1 as eluent) to give 0.14g of white solid as product.

The following example was prepared using Procedure Q.

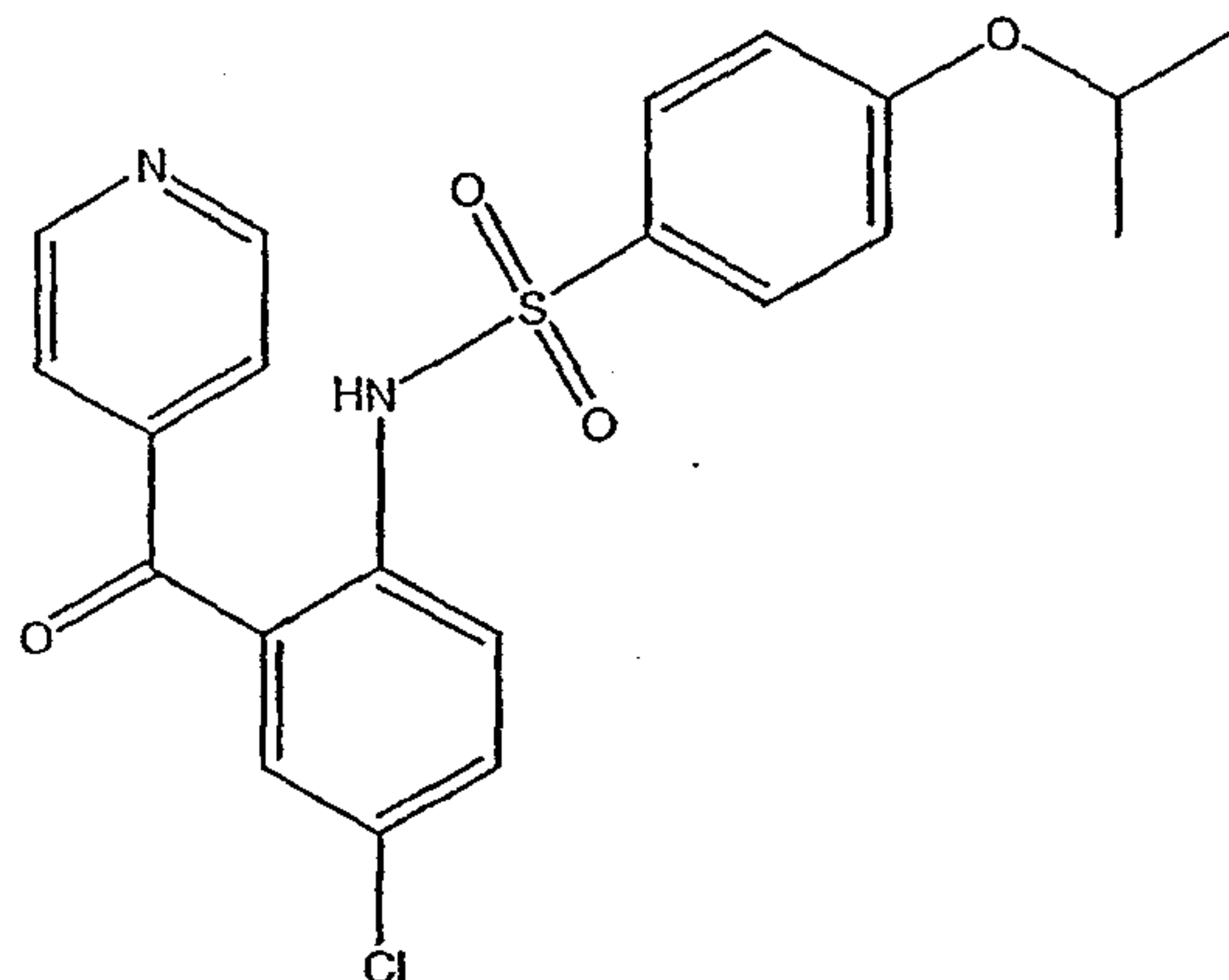
Example 117: N-(2-Benzenesulfonyl-4-chloro-phenyl)-4-isopropoxy-benzenesulfonamide



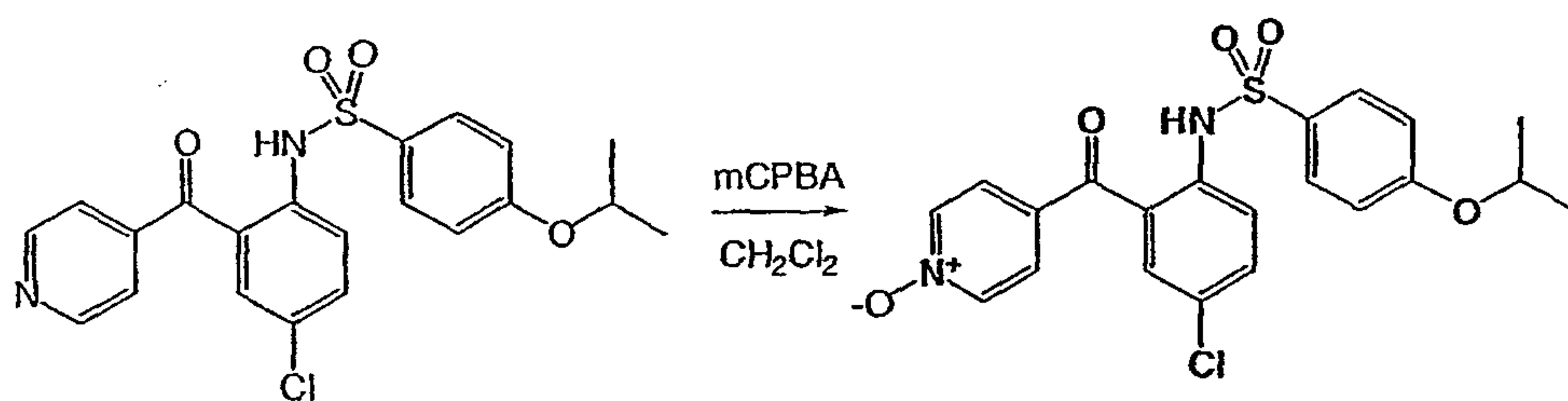
[000199] LC-MS showed a single peak with the expected $(M+H^+)$ 466.

The following example was prepared using Procedure G:

Example 118: N-[4-Chloro-2-(pyridine-4-carbonyl)-phenyl]-4-isopropoxybenzenesulfonamide



[000200] LC-MS showed a single peak with the expected ($M+H^+$) of 431.



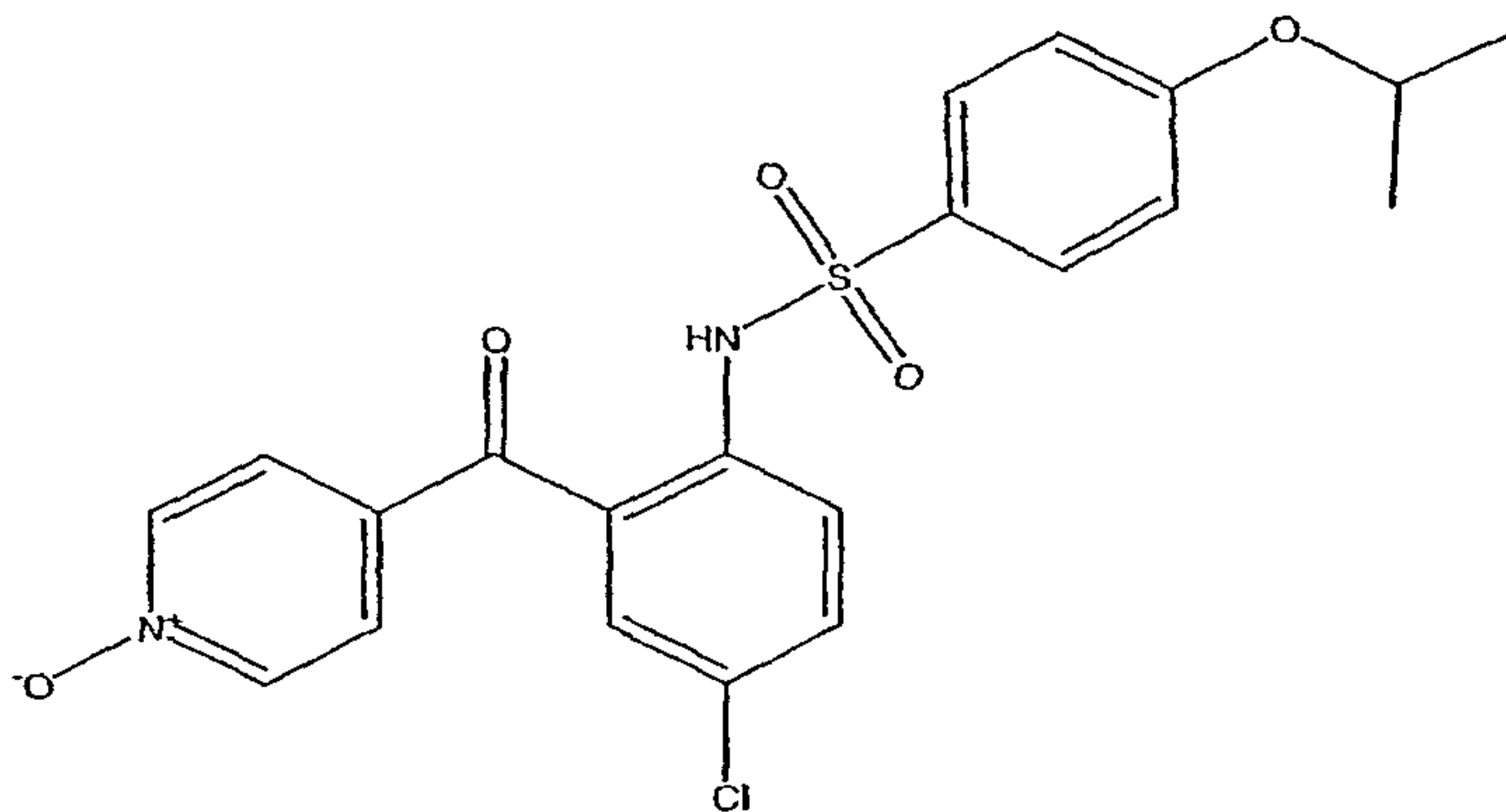
Procedure R

Procedure R:

[000201] N-[4-Chloro-2-(pyridine-4-carbonyl)-phenyl]-4-isopropoxybenzenesulfonamide (60 mg) was dissolved in 5mL of dichloromethane. 1.05eq. of mCPBA was added and the mixture stirred at room temperature overnight. The solvent was removed by rotary evaporation and the residue chromatographed on silica gel (hexane /ethyl acetate = 1:1 as eluent) to give the product. Yield: 95%.

The following example was prepared using Procedure R:

Example 119: N-[4-Chloro-2-(1-oxy-pyridine-4-carbonyl)-phenyl]-4-isopropoxy-benzenesulfonamide



119.

[000202] LC-MS showed a single peak with the expected ($M+H^+$) of 447.

[000203] Other examples listed herein can be made by the general procedures outlined above.

BIOLOGICAL DATA

I. FMAT Assay: FMAT Assay determine inhibitors of TECK binding to human CCR9 receptors:

[000204] A CCR9 assay buffer was prepared by adding 5mL of 1M HEPES, 1.25 mL of 1M $CaCl_2$, 1.5 mL of 1M $MgCl_2$, 14 mL of 5M NaCl, 0.5g fatty acid free bovine serum albumin, and 1 mL of 5% azide were added to 400 mL of distilled, deionized water (ddH_2O).

The solution was mixed until all the fatty acid free bovine serum albumin was dissolved. After pH was adjusted to 7.4, the final volume was adjusted to 500 mL, and the solution was filtered through a 0.2 μm filter.

[000205] A 1000 nM biotinylated human TECK in assay buffer was prepared. A 14 μM solution of Cy5- α -Biotin working solution was prepared. Biotinylated TECK and Cy5- α -Biotin working solutions were mixed right before cells were ready to be added into wells. 13 mL of assay buffer was added to a 50 mL polyethylene tube. 5.6 μL of 1000 nM biotinylated TECK working solution and 178 μL of 14 $\mu g/mL$ Cy5- α -Biotin working solution were added to the tube and mixed. The final biotinylated TECK concentration was 0.4 nM and the final Cy5- α -Biotin concentration 0.064 $\mu g/mL$.

[000206] Cells were plated right before all other reagents are added to wells. Cells were collected and centrifuged in a tabletop centrifuge at 1200 rpm for 5 minutes. The supernatant was removed by vacuum without disturbing cell pellet. The cells were resuspended in 5 mL of assay buffer. The cells were counted by adding 1 mL of a cell suspension to an eppendorf tube. Then 150 μ L of this suspension was added to 150 μ L of Trypan Blue. Then 10 μ L of Trypan Blue suspension was added to hemocytometer, and the cell number per mL was calculated. The cells were resuspended with CCR9 assay buffer to final 0.2×10^6 cells/mL for the assay. Approximately 2.6×10^6 cells for 1 384 well plate was needed.

[000207] 20 μ L of a test compound dissolved in DMSO was added to a well a polypropylene 384 well plate. Multiple compounds were tested simultaneously by adding a different test compound to each well. A control of 20 μ L of DMSO in assay buffer was prepared. 20 μ L of the Biotin-Teck and Cy5- α -Biotin mixed solution was added to each well of the polypropylene plate. 20 μ L of cells suspension at 0.2×10^6 /mL was added to each well. The assay plate was incubated on a rotator at room temperature for 1.5 hour. FMAT was read (PMT= 490/518 or 537/568, threshold set a t 1 standard deviation).

II. FLIPR Assay: FLIPR Assay determines inhibitors of TECK induced response in Chinese Hamster Ovary (CHO) cells that over express recombinant human CCR9 and the Ga16 protein.

[000208] The day before the assay was run, CHO cells were diluted to give appropriately 10,000 cells/well (in a volume of 50 mL). Each well of the 384 black/clear plate was then seeded with 50 mL of the diluted cell suspension. The cell plates were placed in a 37°C tissue culture incubator at 6% CO₂ overnight.

[000209] A wash buffer and a dye loading solution were prepared on the day the assay was preformed. The wash buffer was prepared by mixing 880 mL of Nanopure water, 100 mL of 10x HBSS and 20 mL of 1M HEPES to give 1 L of a 1x HBSS and 20mM HEPES solution. 1g of BSA (bovine serum albumin) was added to the 1x HBSS/20 mM HEPES solution. A 250 mM probenecid stock solution was prepared by dissolving 710 mg of probenecid in 5 mL of 1 N NaOH and 5 mL of previously prepared 1x HBSS/20 mM HEPES/0.1% BSA buffer. 10 mL of 250 mM probenecid was added to the 1x HBSS/20 mM HEPES/0.1% BSA buffer to give a wash buffer having 1x HBSS/20 mM HEPES/2.5 mM probenecid/0.1% BSA.

[000210] For each 384 well plate, 11 mL of 2x FLUO-3 dye loading solution was required. The 2x FLUO-3 dye loading solution prepared by adding 22 mL of DMSO (100%) to each of 2 x 50 mg vials of FLUO-3. The vials were vortexed, then 22 mL of 20% pluronic acid was added to each 50 mg vial of FLUO-3 and vortex. 88 mL of reconstituted FLUO-3 stock solution was added to 11 mL of 1x wash buffer.

[000211] Each cell plate was washed with the wash buffer. At the end of the wash, there was 25 mL residual volume per well. 25 mL of dye loading solution was added to each well of the 384 plate. The plates were placed in an incubator for at least 1 hour. A yellowplate calibration plate was run on a FLIPR 384, and a standard deviation of less than 3.5 % was obtained.

[000212] 10 mM stock concentrations of compounds in 100% DMSO were prepared and stored at room temperature. Stock concentrations (100x final assay concentration) 9x 1:3 serial dilutions in 100% DMSO were prepared in order to carry out 10 point concentration response curves. 3x final assay concentration were prepared by making 1 in 33.3 dilutions of the 100x stocks in wash buffer and were plated into Greiner 384 well plates. 10 point concentration response curves started at 100 mM, 10mM or 1mM (final assay concentration). The 1st compound was added to wells A1 - A10 and other compounds were added down the plate to P1 - P10. Columns 11 and 12 were control wells, with FLIPR buffer (with 3% DMSO) added to wells A11-H12. The remaining compounds were added to A13 - A22 down through P13 - P22. Each compound was tested in triplicate.

[000213] Ligand (rhTECK) plate at 4x ligand EC_{50} (final assay concentration) in wash buffer was prepared and plated into a Greiner 384 well plate. Appropriate amount of 4x ligand was added to wells A1 through P10 and A13 through P22. In columns 11 and 12, FLIPR wash buffer was added to wells A11 -D12 and 4x ligand solution was added to wells E11 - H12.

[000214] The cell plates were incubated at least a 1 hour with the dye solution, then washed with wash buffer. At the end of the wash, there was 25 mL residual volume per well. The cell plate were loaded onto the stacker of FLIPR-384. Individual well activity (IWA) was measured, using the max-min function between timepoints 88-145. Data was expressed as % inhibition of rhTECK induced response, and IC_{50} values were calculated for compounds displaying antagonist activity.

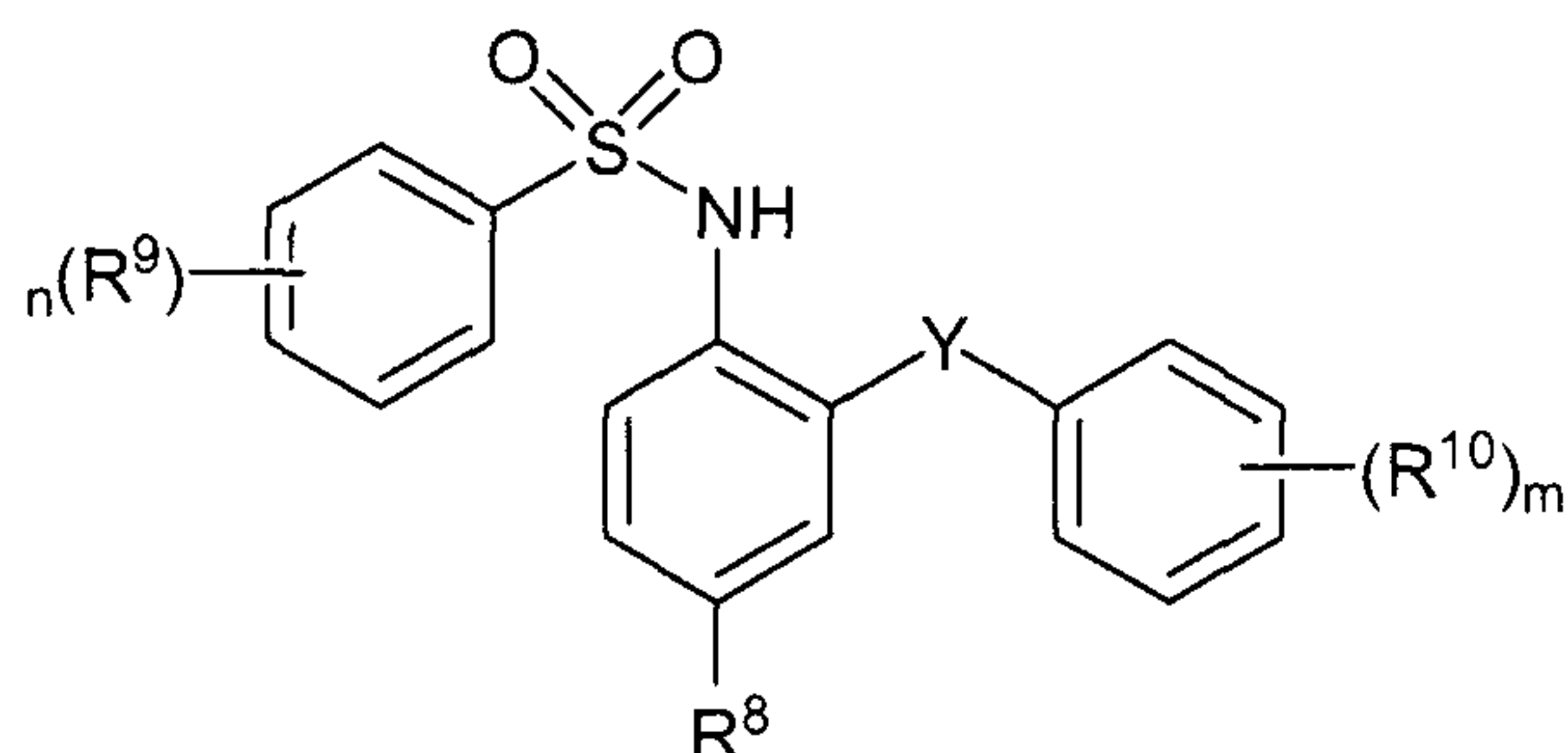
[000215] Inhibition of binding of human TECK to human CCR9 receptors (FMAT assay) and inhibition of human TECK induced response(FLIPR)

[000216] Of the compounds tested in the FMAT assay described above, the following provided an IC₅₀ value less than or equal to about 1.0 µM: 17-21, 31-34, 44, 70, 73, 74, and 115.

[000217] Of the compounds tested in the FLIPR assay described above, the following provided an IC₅₀ value less than or equal to about 1.0 µM: 8-13, 14-15, 17-20, 22-24, 31-36, 44, 49, 63, and 69-89, 116-143.

CLAIMS:

1. A compound having the following structural formula:



or a pharmaceutically acceptable salt thereof,

wherein:

Y is $C=O$;

R_8 is halo, nitro, alkylcarbonyl, or trihaloalkyl;

m and n are each, independently, 0 or an integer from 1 to 3;

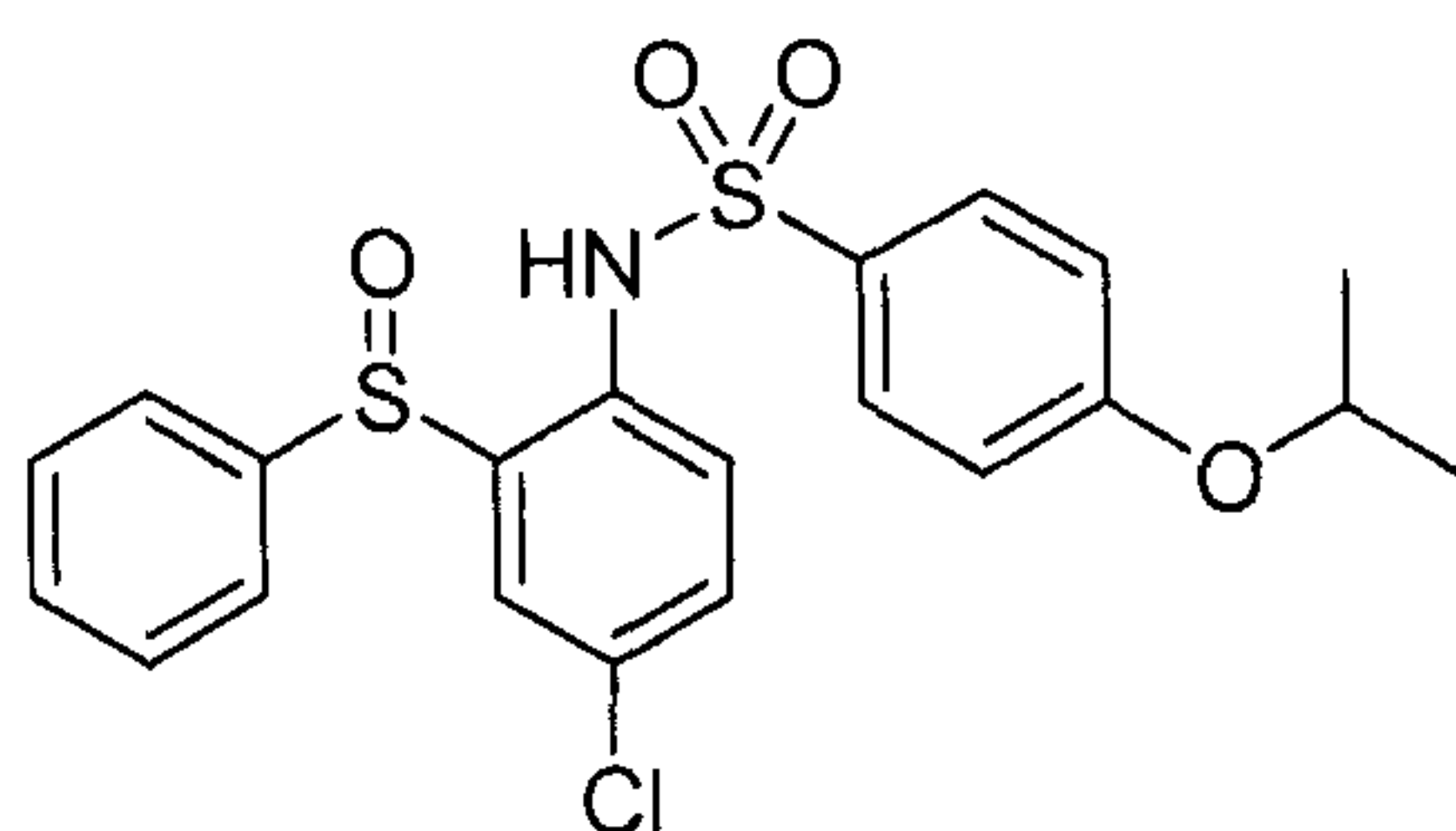
each R_9 is, independently, aliphatic, haloalkyl, aryl, arylalkyl, alkoxy, cycloalkoxy, haloalkoxy, aryloxy, arylalkoxy, alkylthio, halo, nitro, cyano, hydroxy, $NR_{11}CO_2R_{12}$, $C(O)N(R_{11})_2$, $C(O)R_{12}$, CO_2R_{12} , $OC(O)N(R_{11})_2$, $OC(O)R_{12}$, $N(R_{11})_2$, or $NR_{11}C(O)R_{12}$; or two adjacent R_9 groups taken together with the atoms to which they are attached form a fused, saturated, unsaturated or partially unsaturated 5 to 7 membered ring having 0, 1, or 2 heteroatoms selected from N, O, and S;

wherein each R_{11} is, independently, selected from H or an aliphatic group; and R_{12}

is an aliphatic group; and

each R_{10} is, independently, halo, aliphatic group, alkoxy, or haloalkyl.

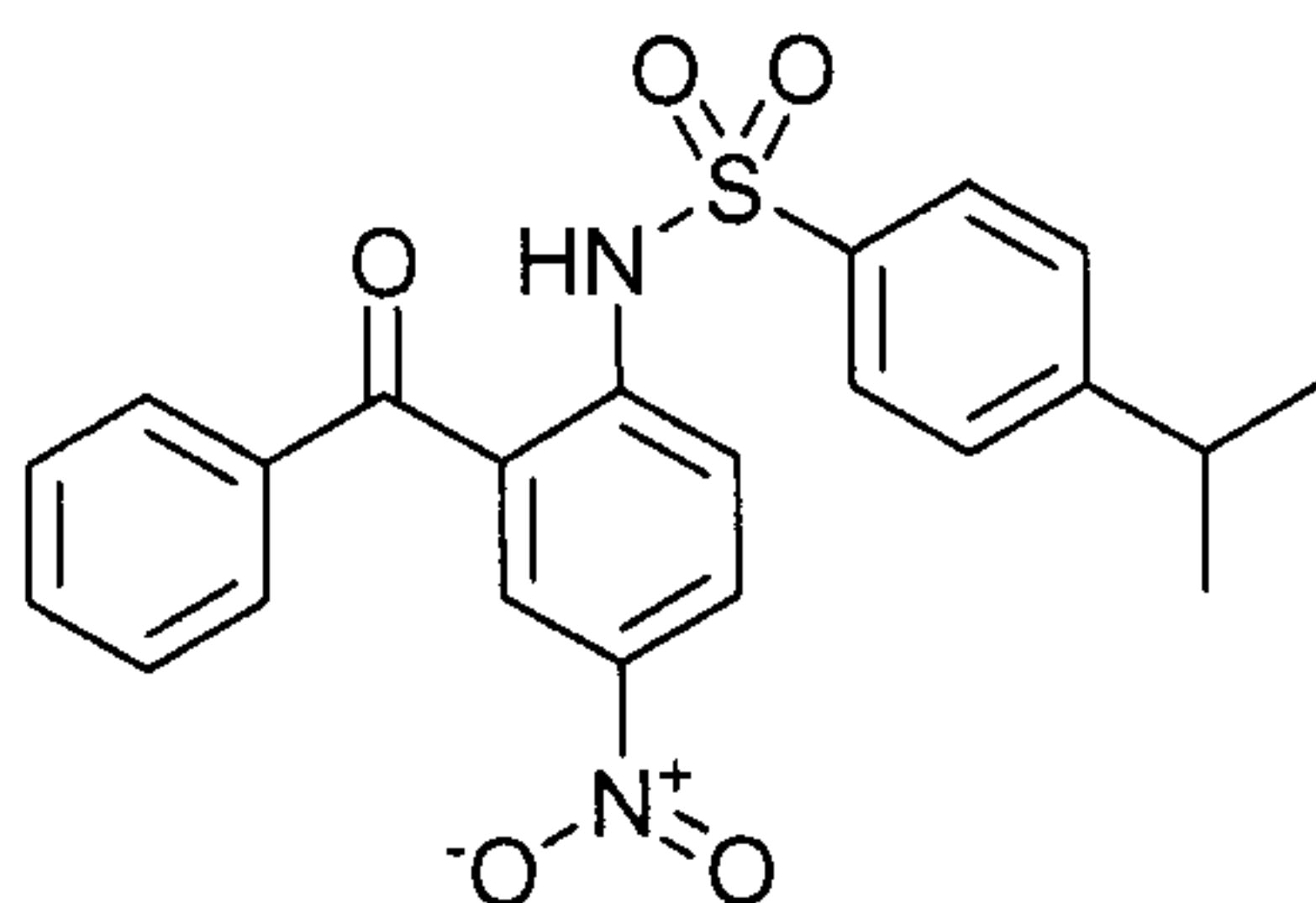
2. A compound having the formula:



63.

or a pharmaceutically acceptable salt thereof.

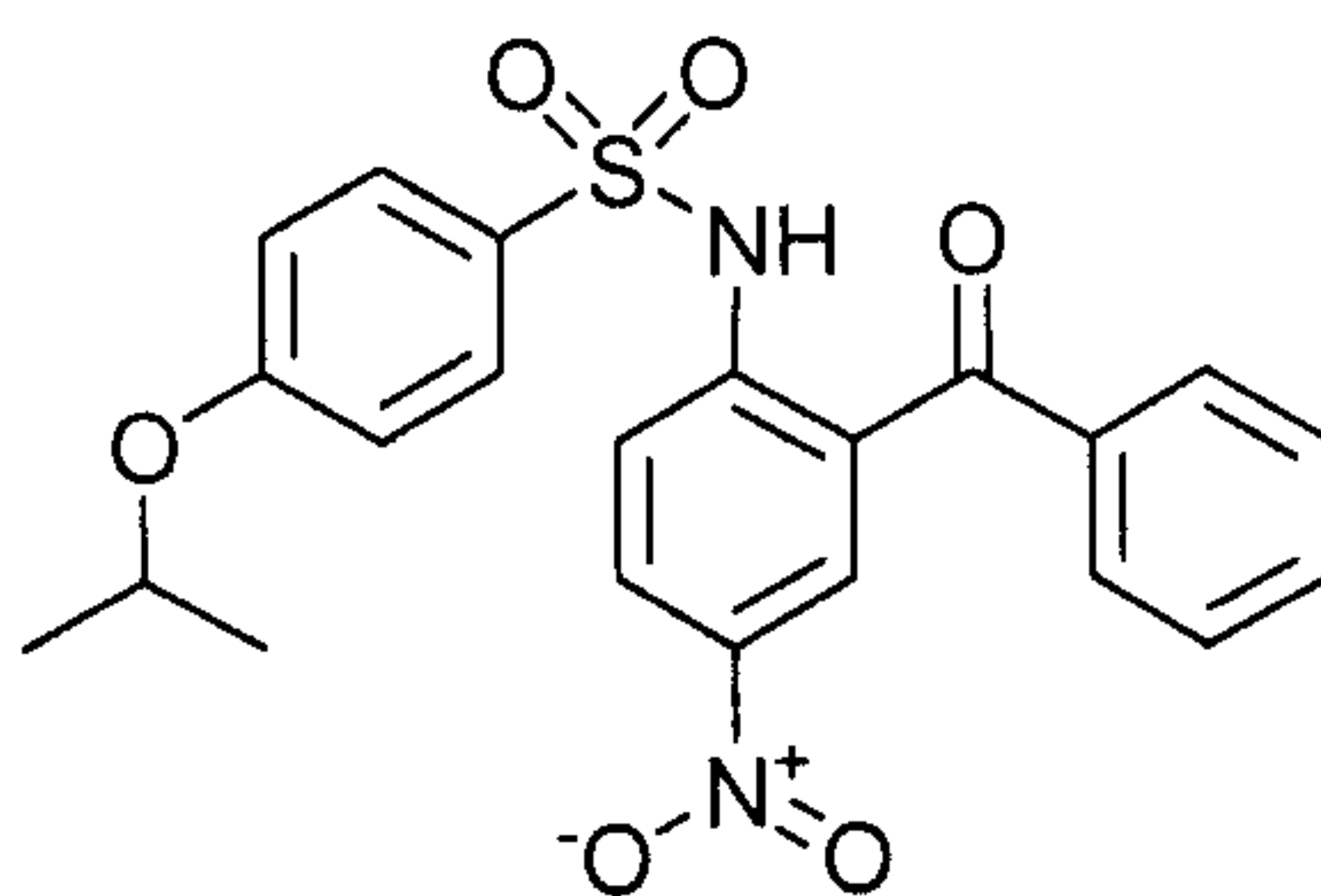
3. A compound having the formula:



69.

or a pharmaceutically acceptable salt thereof.

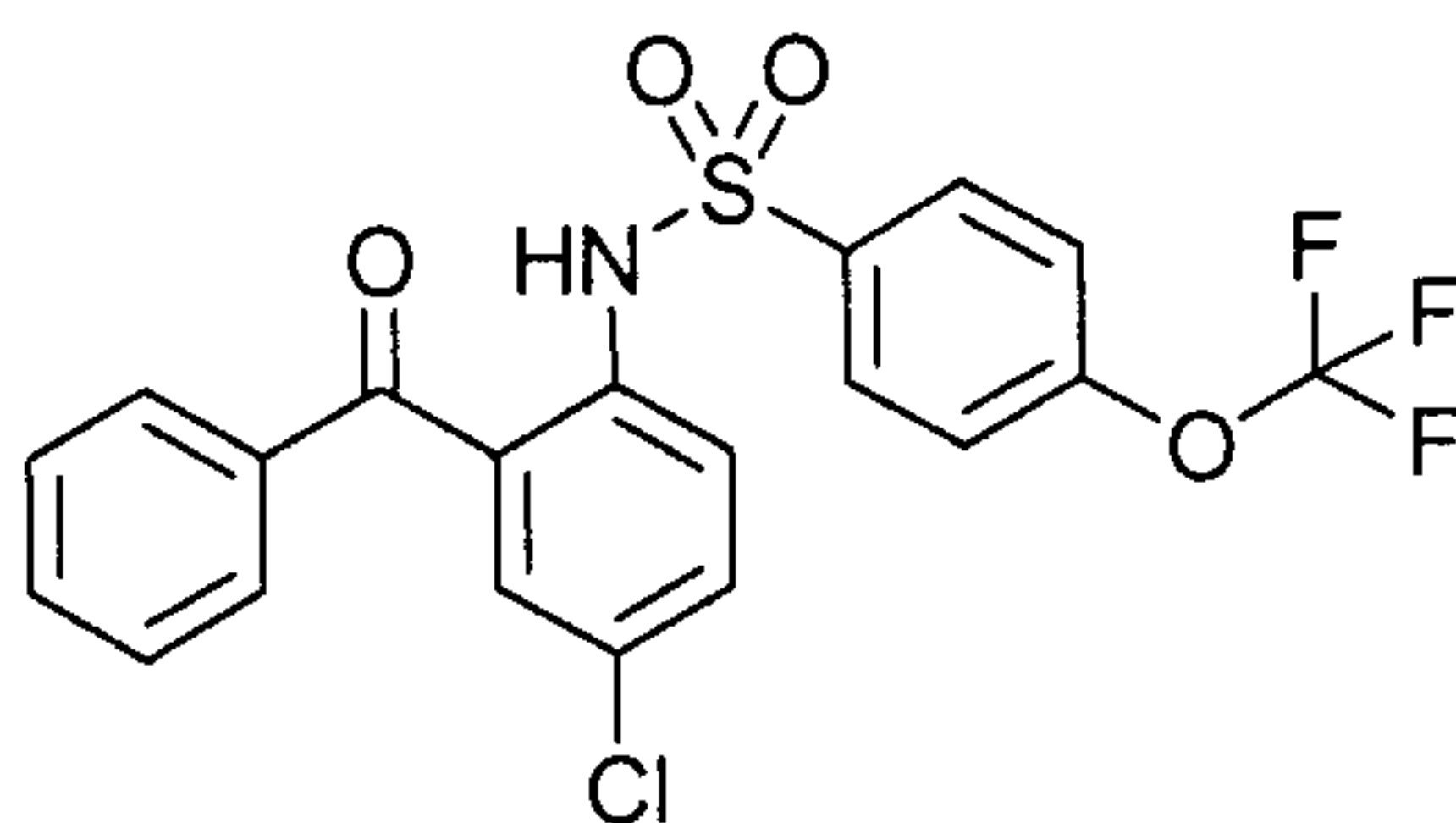
4. A compound having the formula:



70.

or a pharmaceutically acceptable salt thereof.

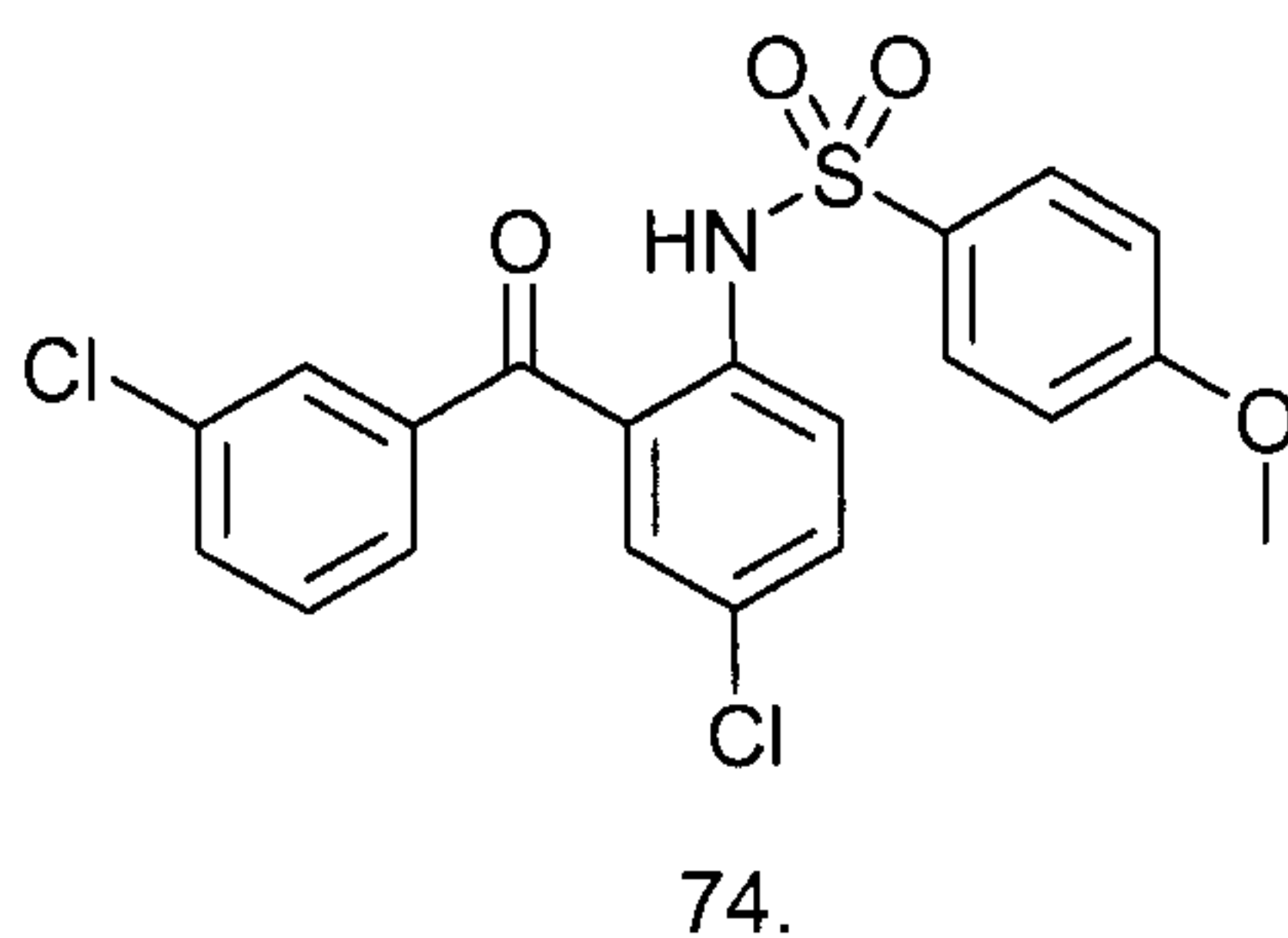
5. A compound having the formula:



72.

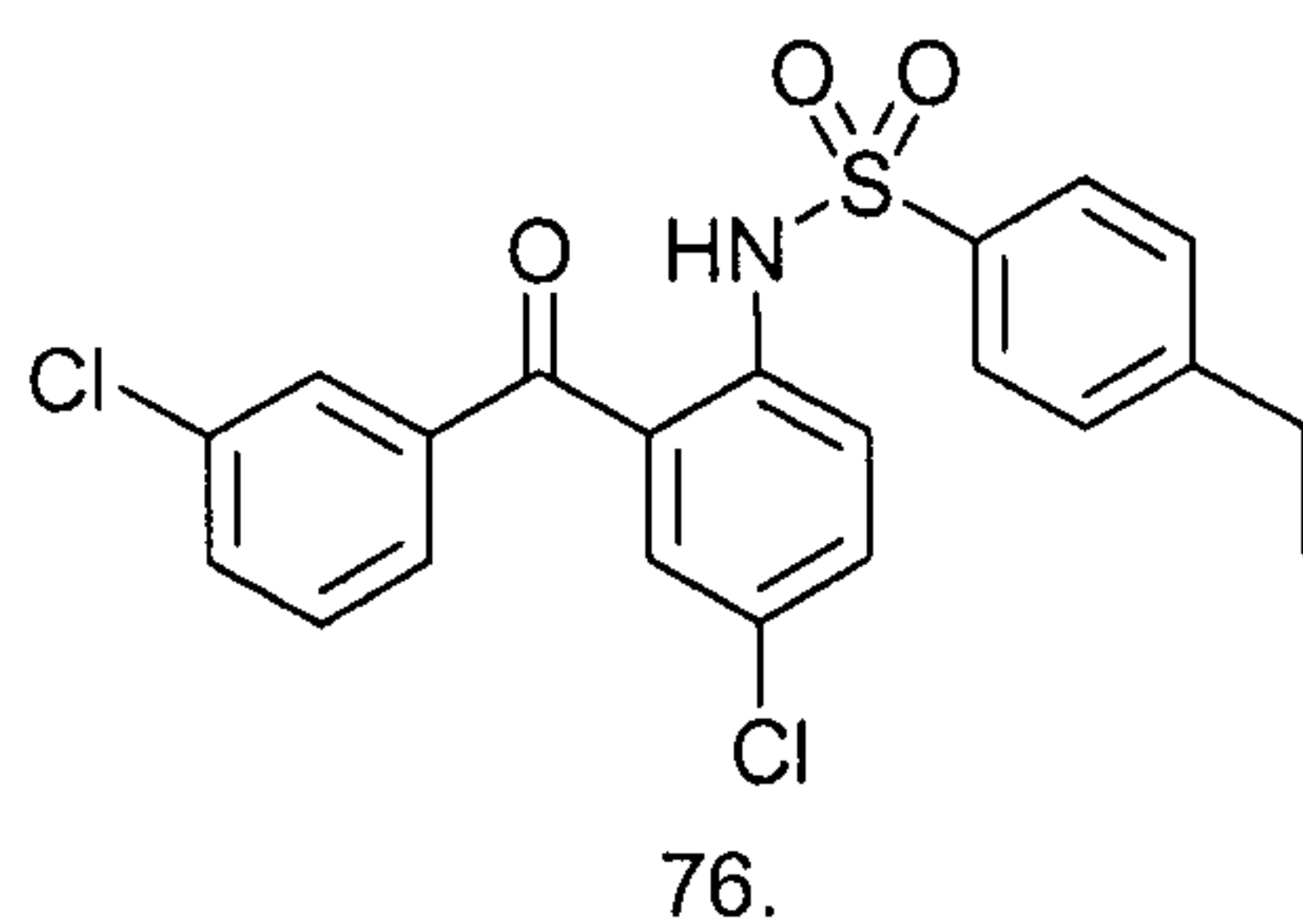
or a pharmaceutically acceptable salt thereof.

6. A compound having the formula:



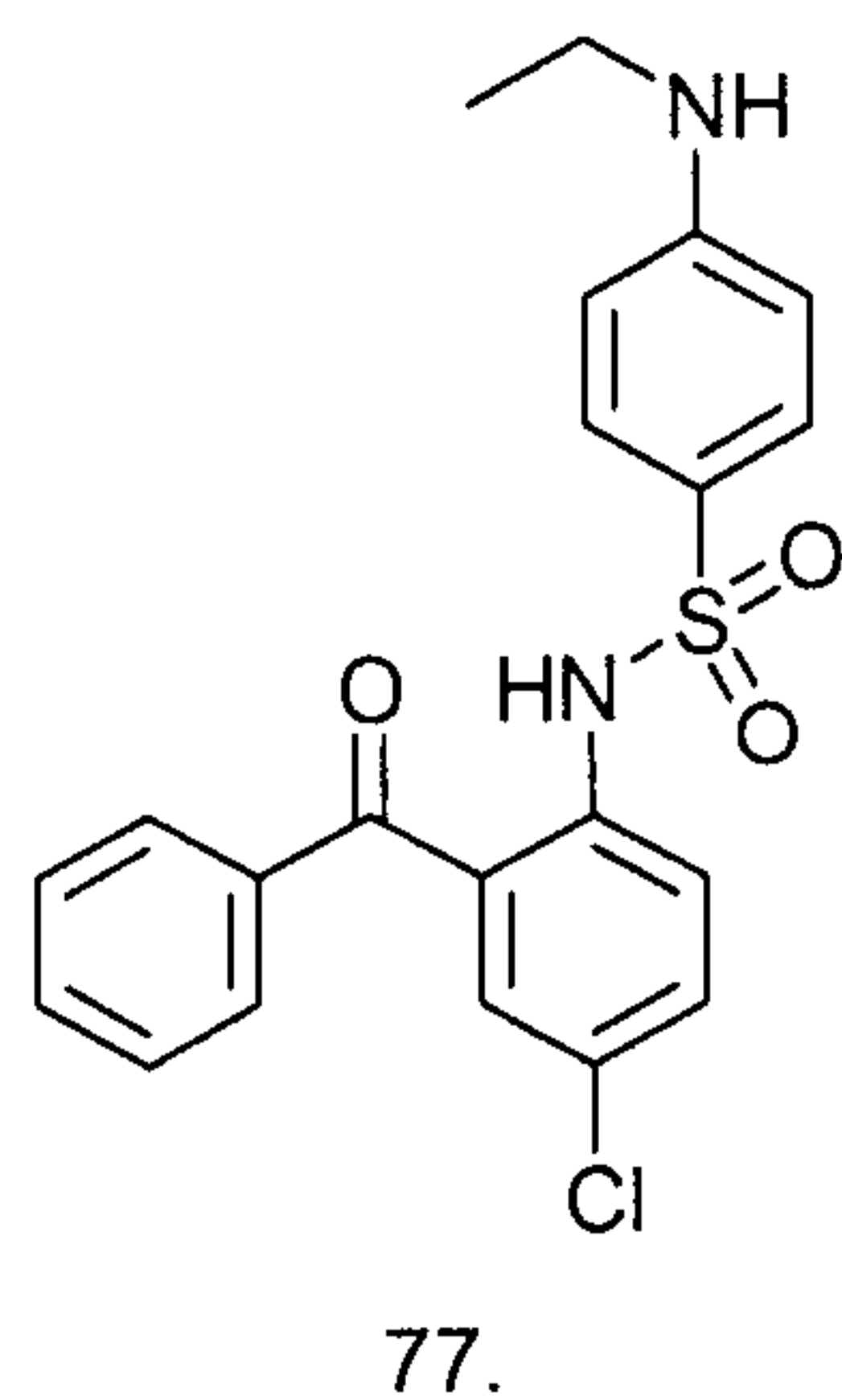
or a pharmaceutically acceptable salt thereof.

7. A compound having the formula:



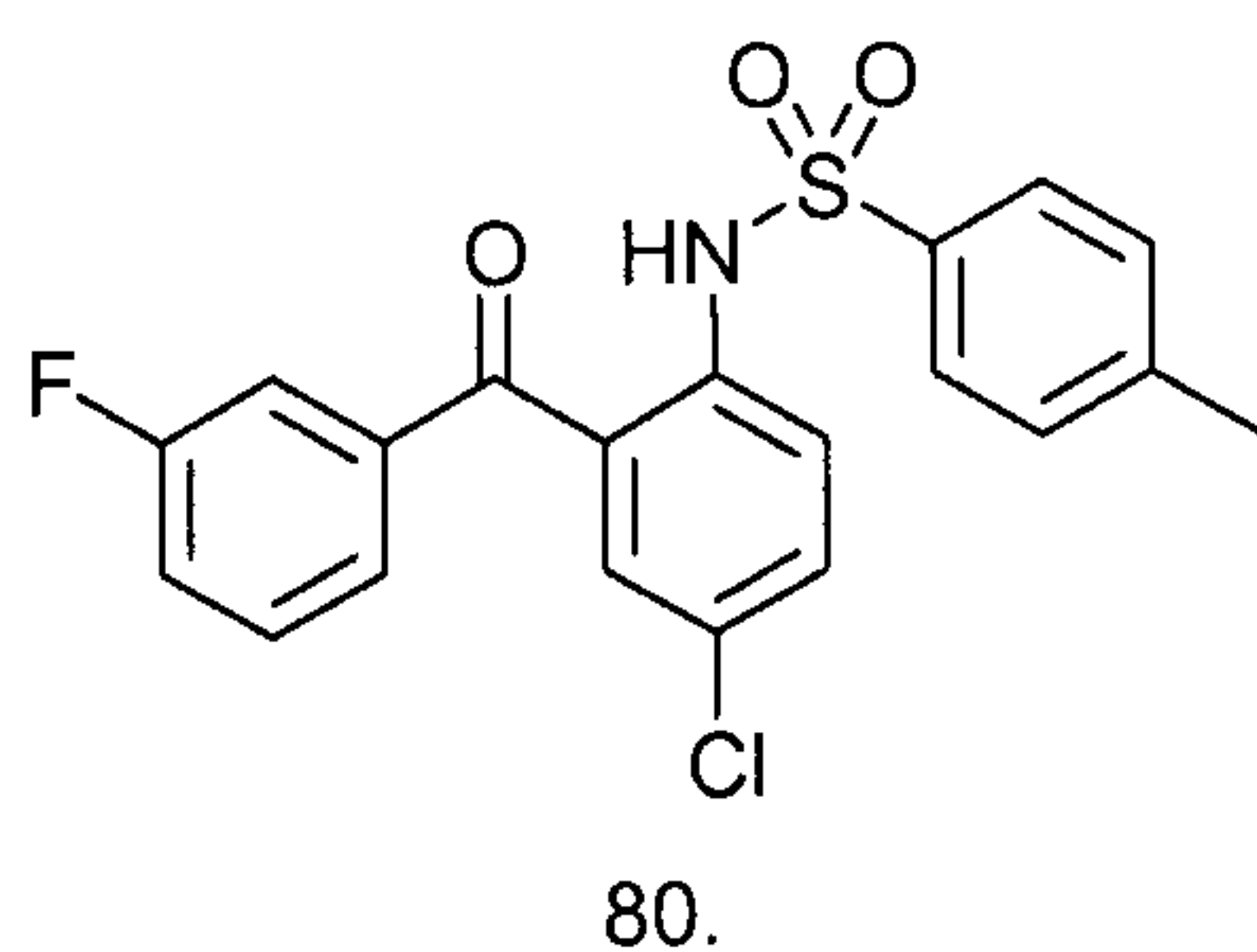
or a pharmaceutically acceptable salt thereof.

8. A compound having the formula:



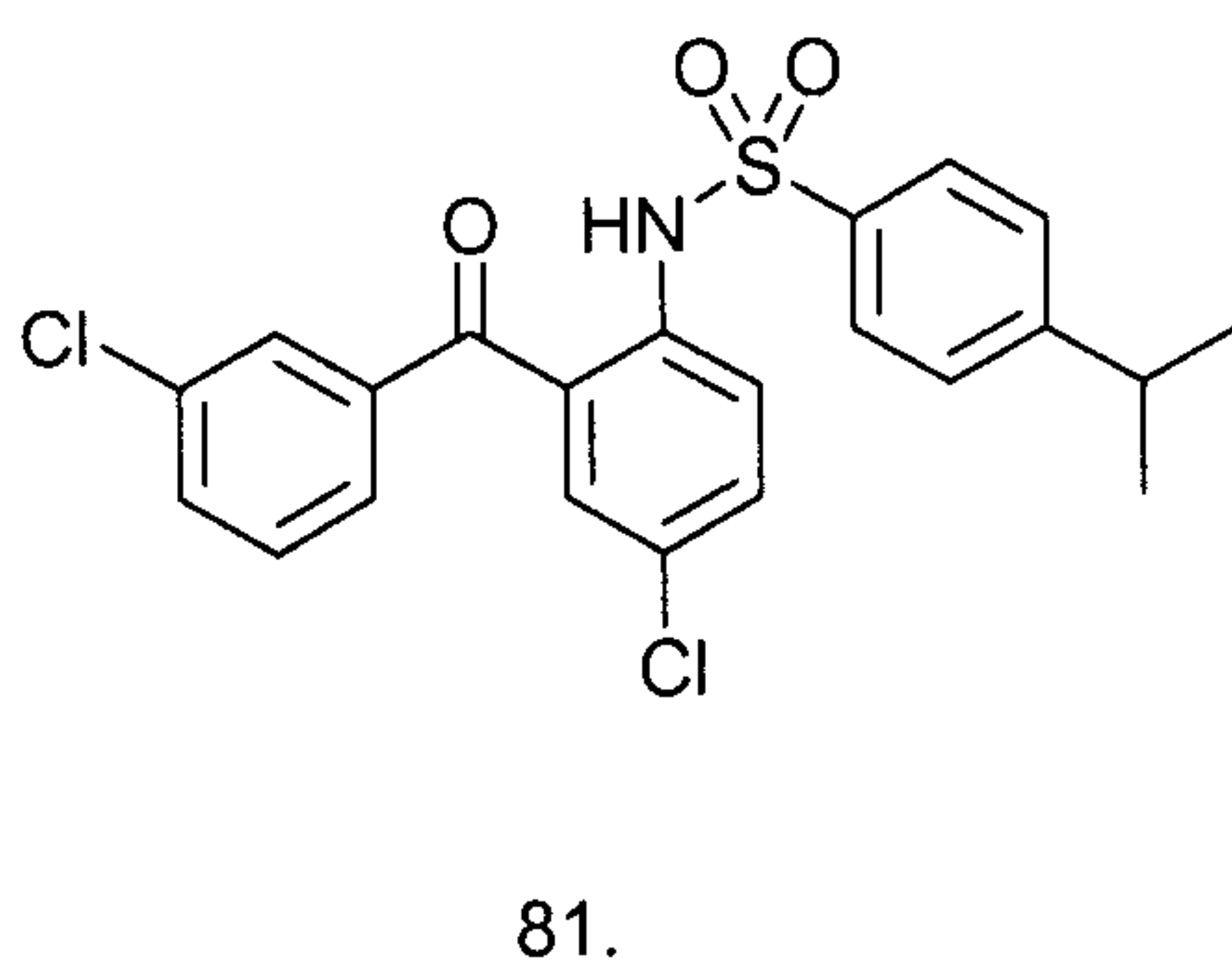
or a pharmaceutically acceptable salt thereof.

9. A compound having the formula:



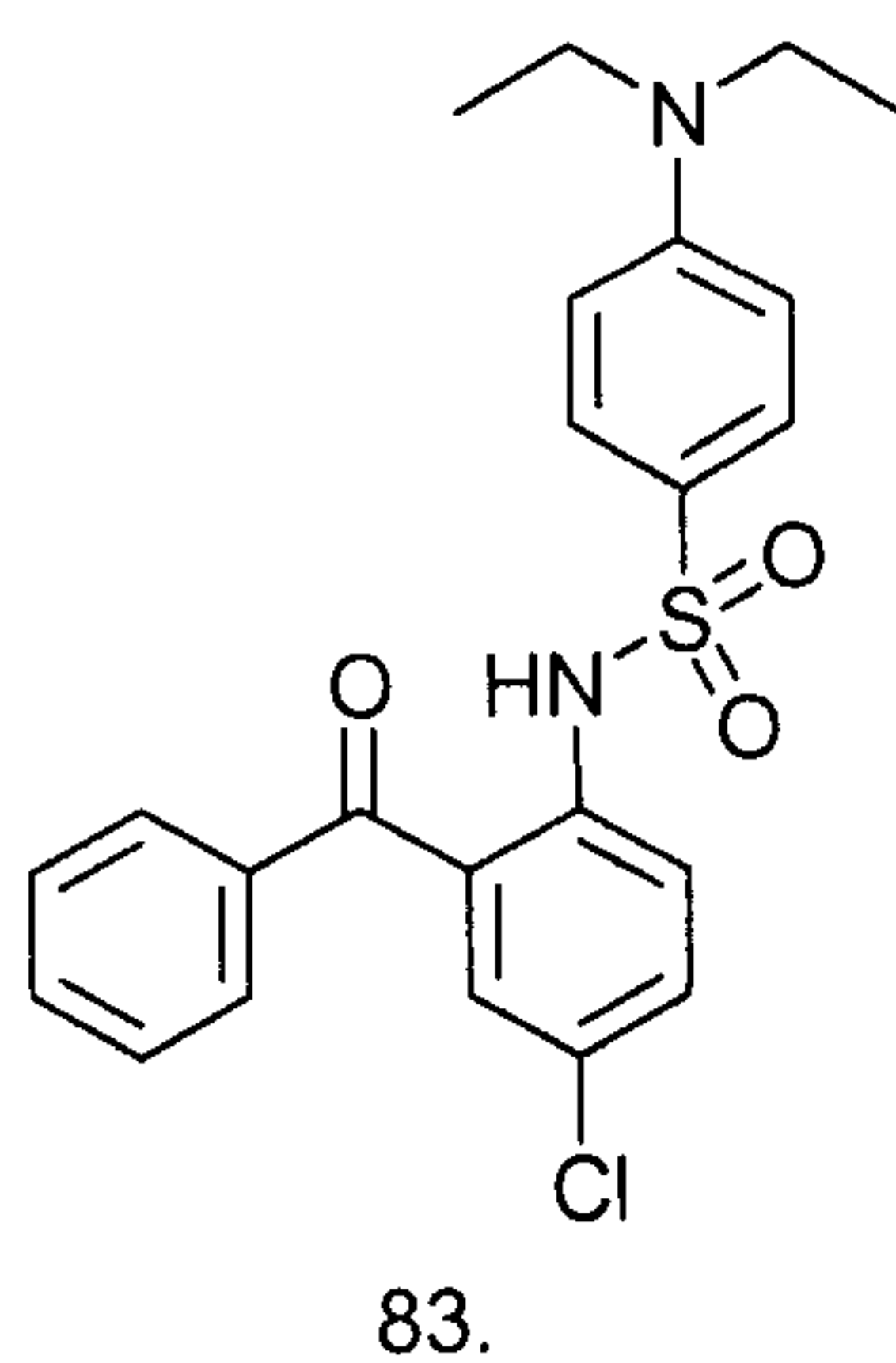
or a pharmaceutically acceptable salt thereof.

10. A compound having the formula:



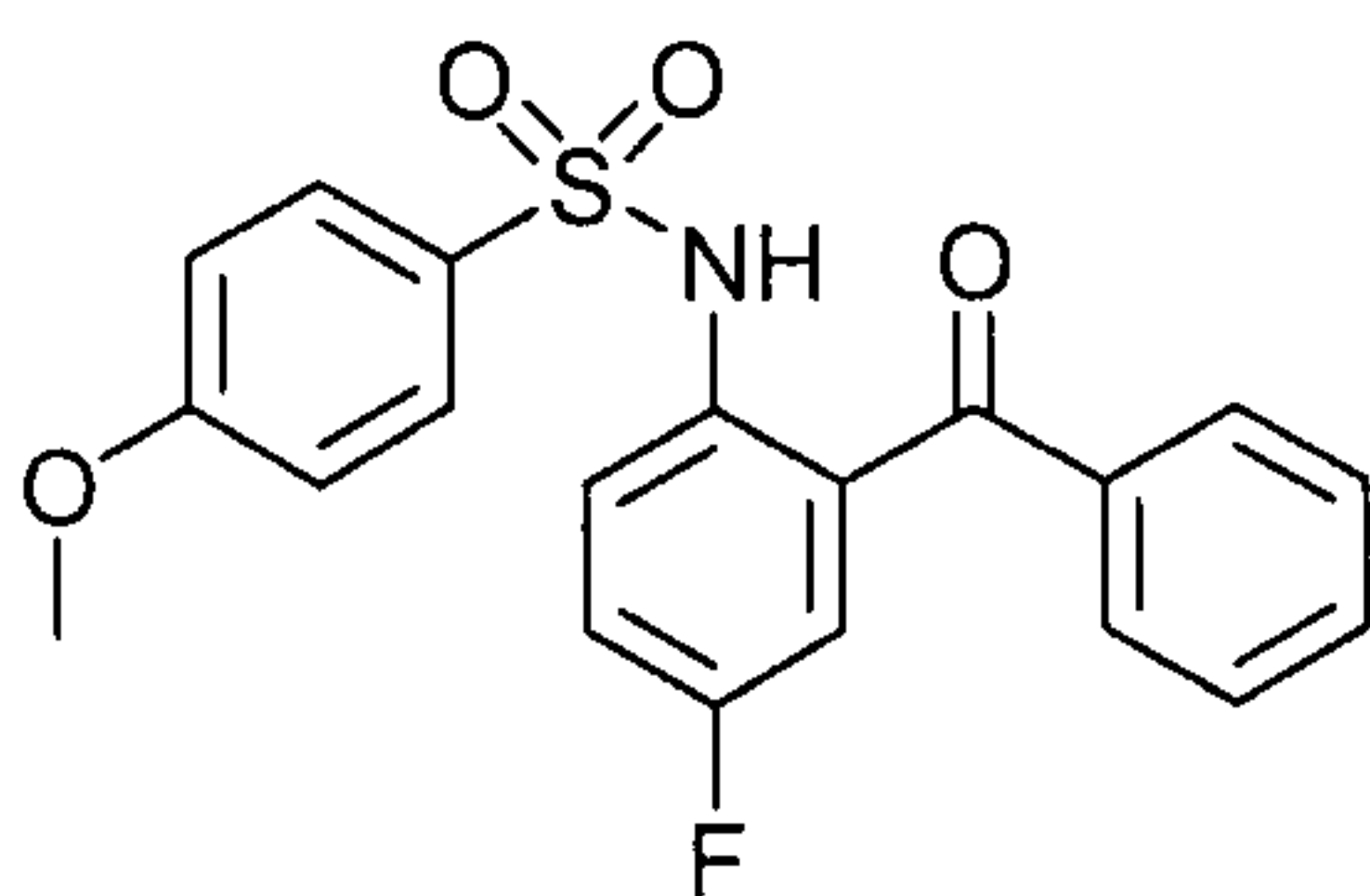
or a pharmaceutically acceptable salt thereof.

11. A compound having the formula:



or a pharmaceutically acceptable salt thereof.

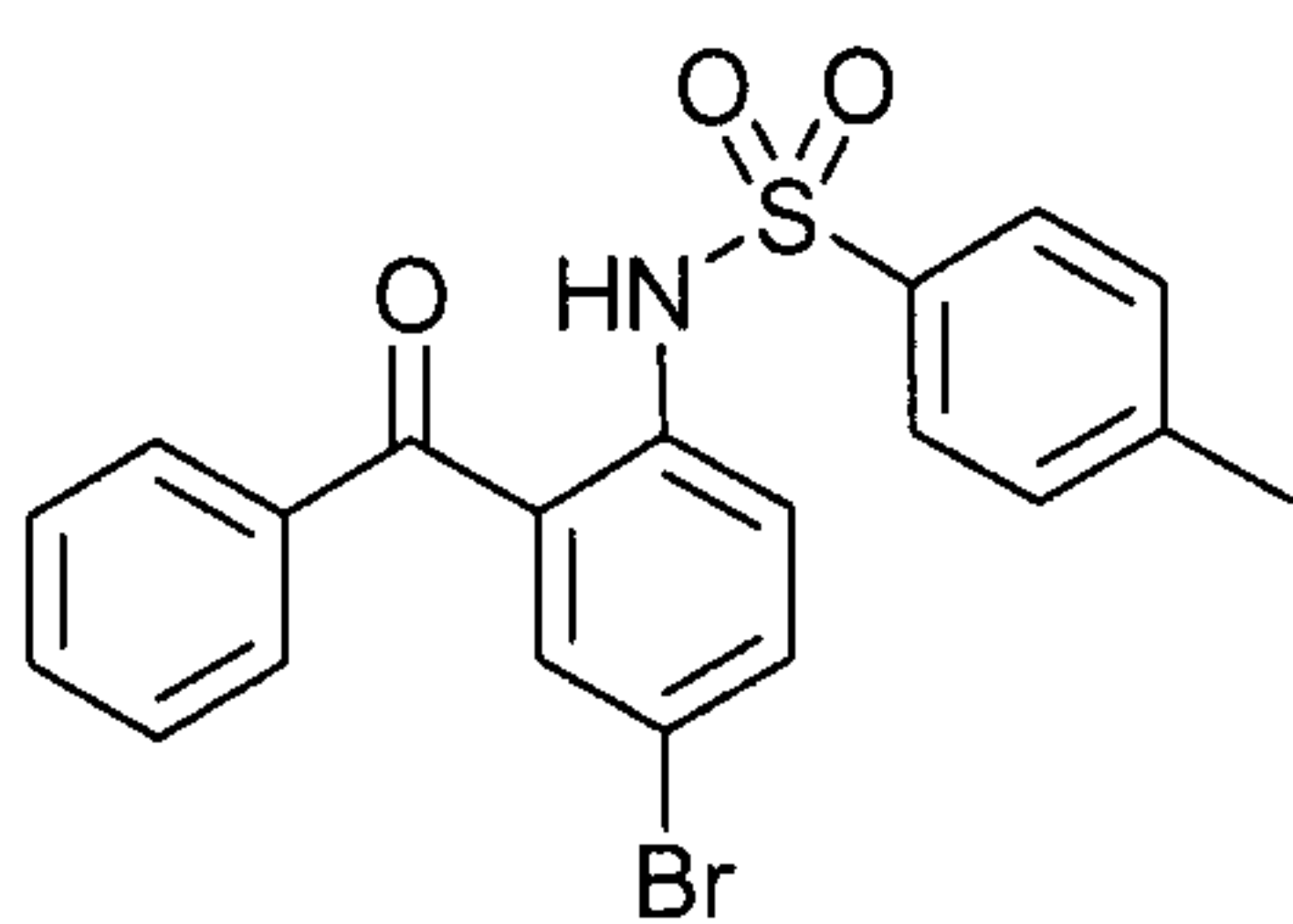
12. A compound having the formula:



84.

or a pharmaceutically acceptable salt thereof.

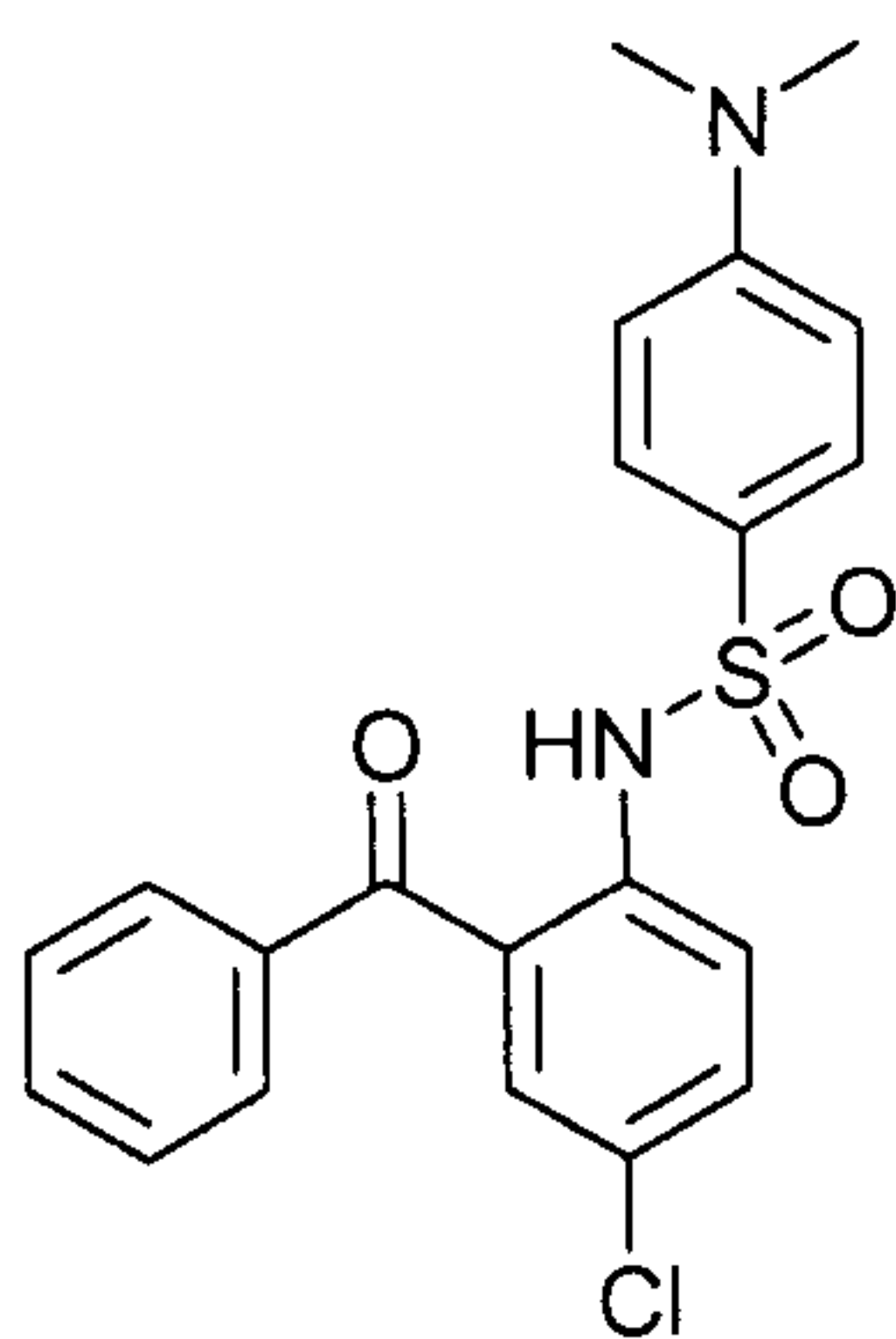
13. A compound having the formula:



86.

or a pharmaceutically acceptable salt thereof.

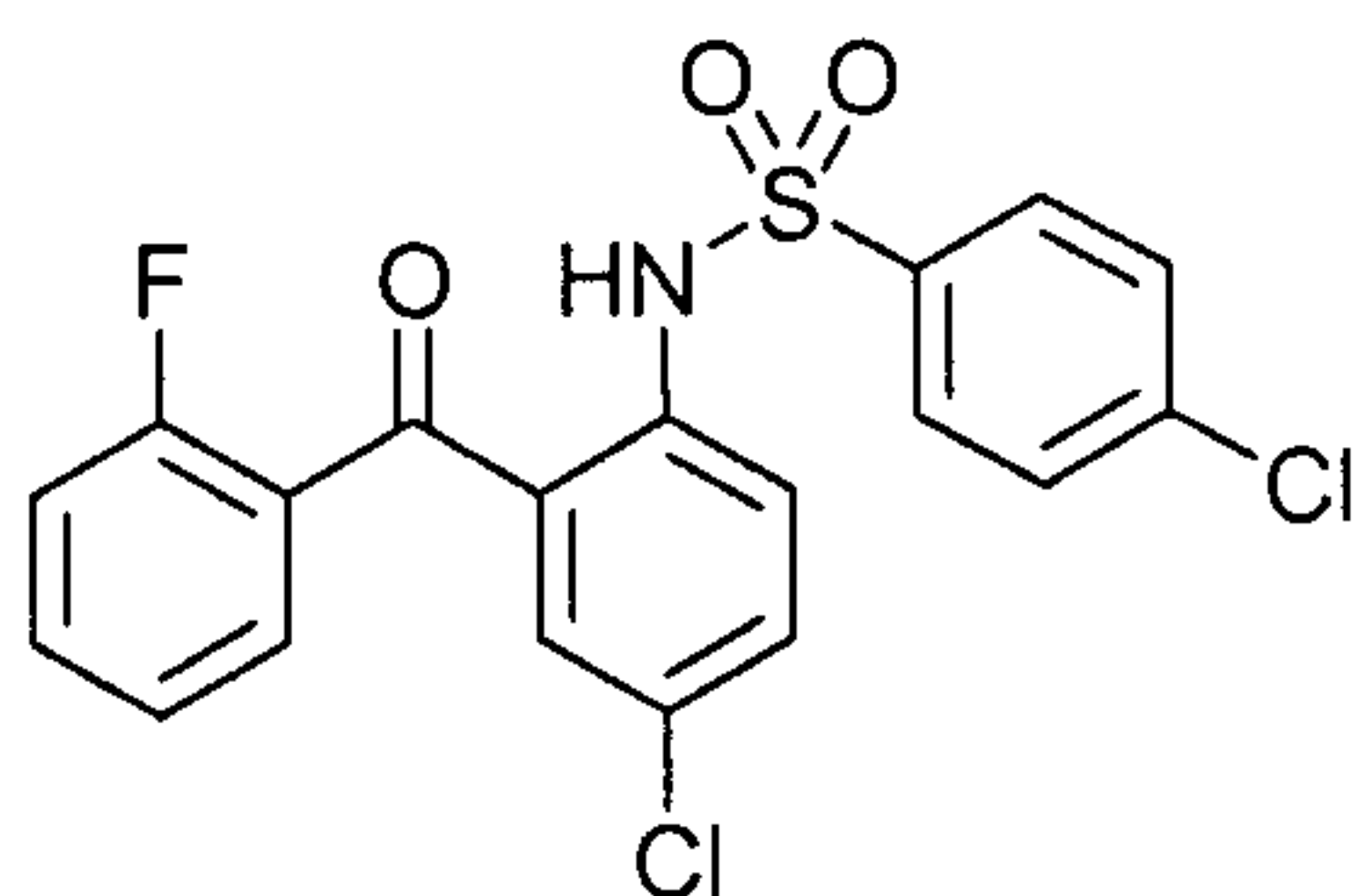
14. A compound having the formula:



89.

or a pharmaceutically acceptable salt thereof.

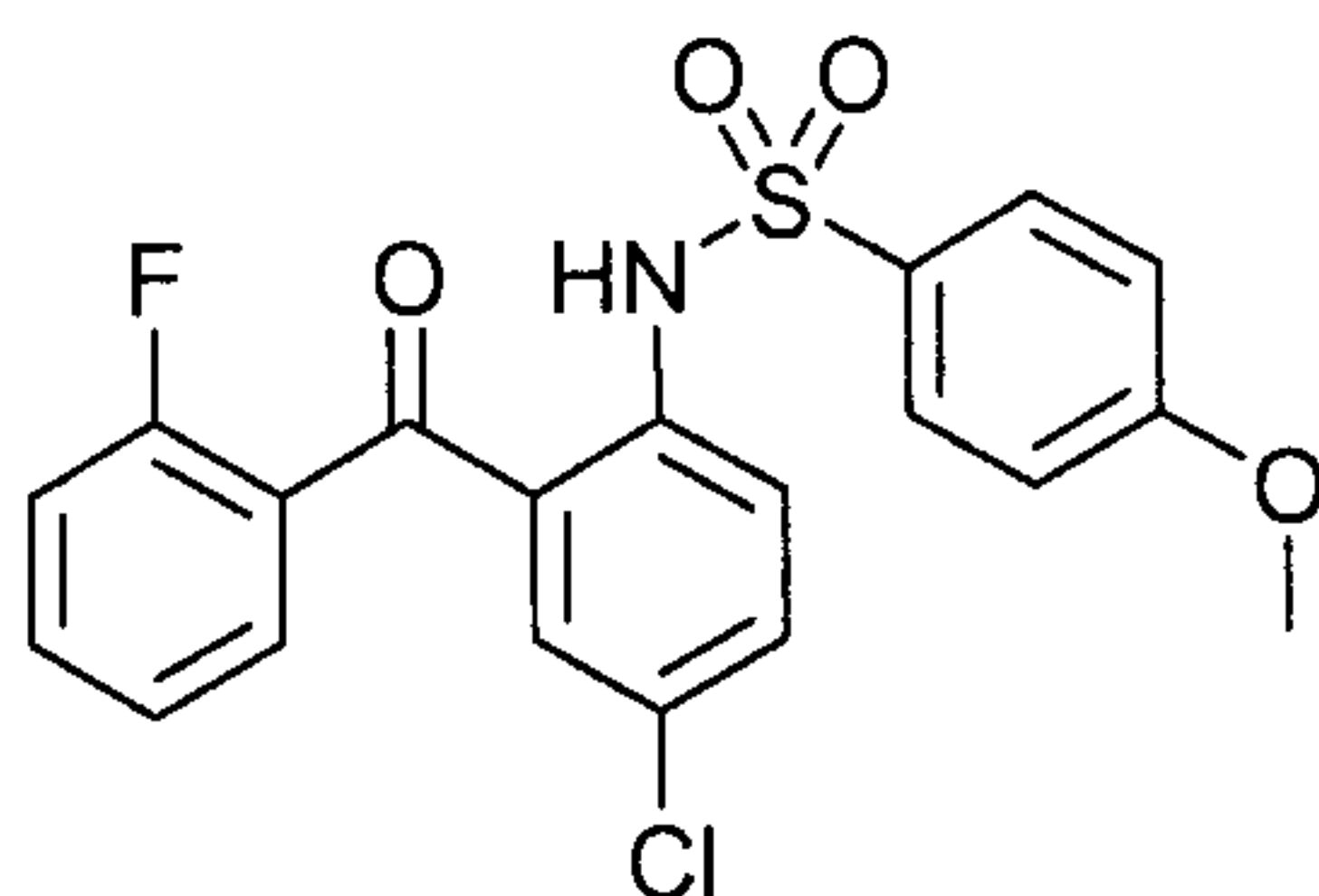
15. A compound having the formula:



91.

or a pharmaceutically acceptable salt thereof.

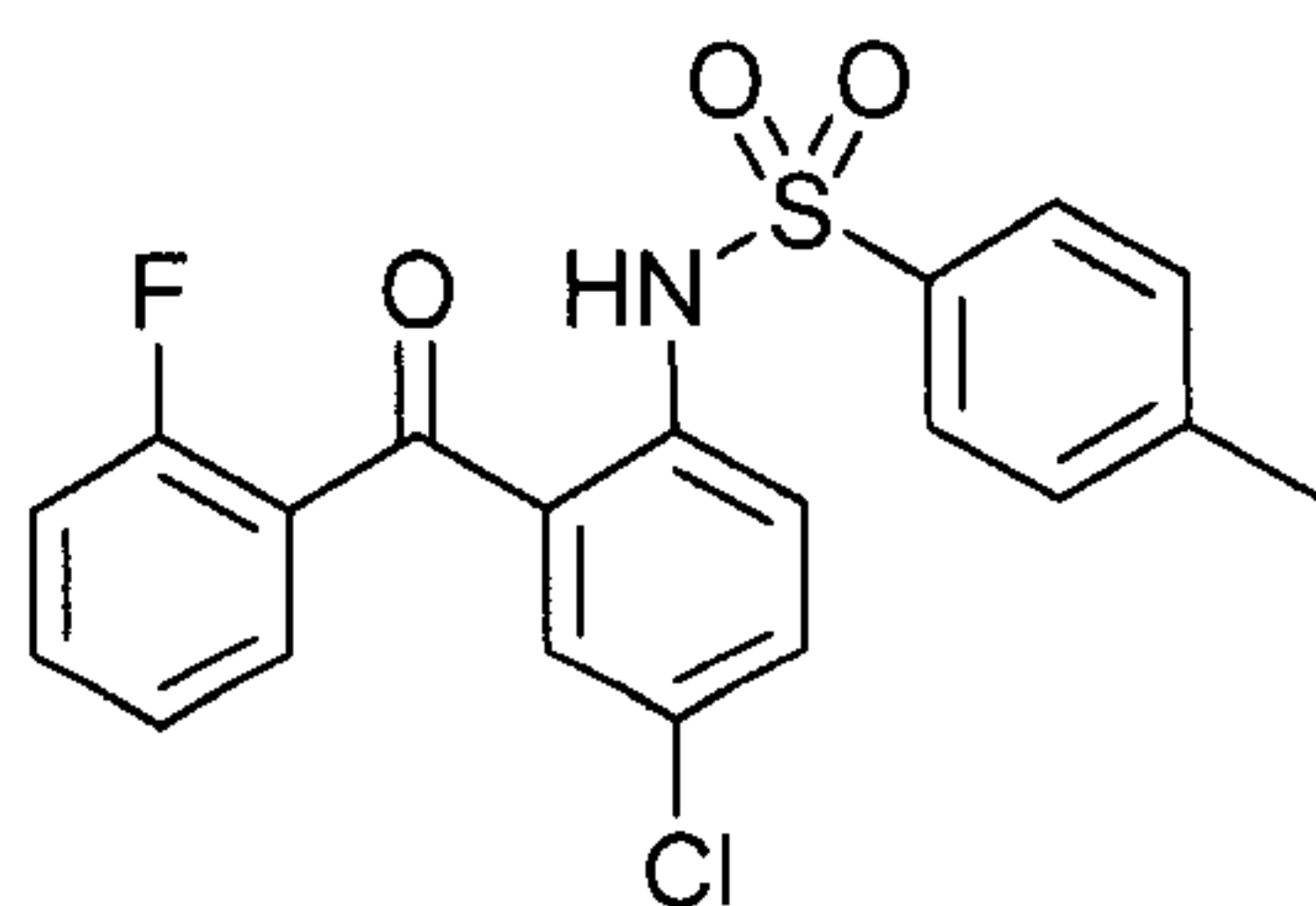
16. A compound having the formula:



92.

or a pharmaceutically acceptable salt thereof.

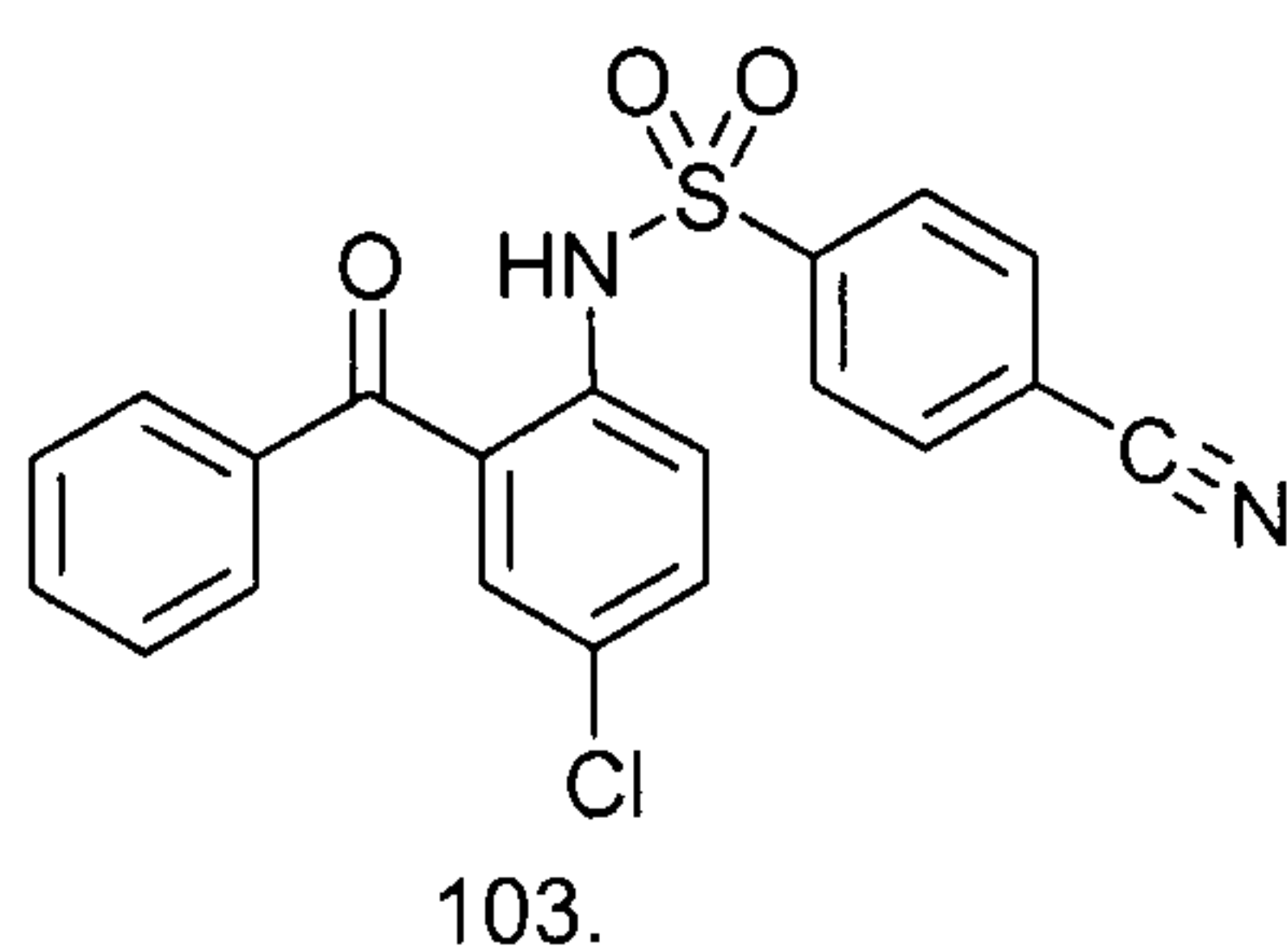
17. A compound having the formula:



97.

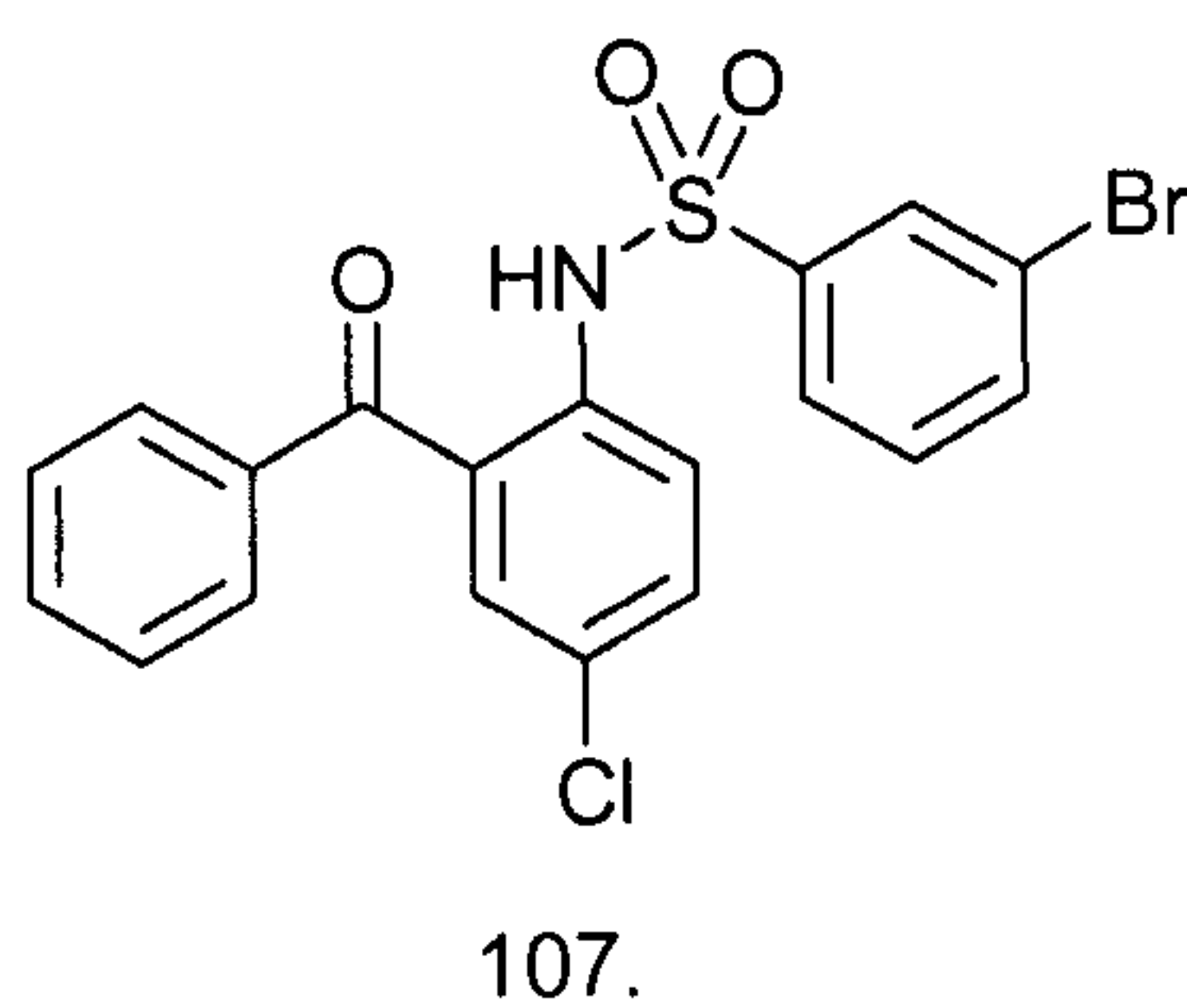
or a pharmaceutically acceptable salt thereof.

18. A compound having the formula:



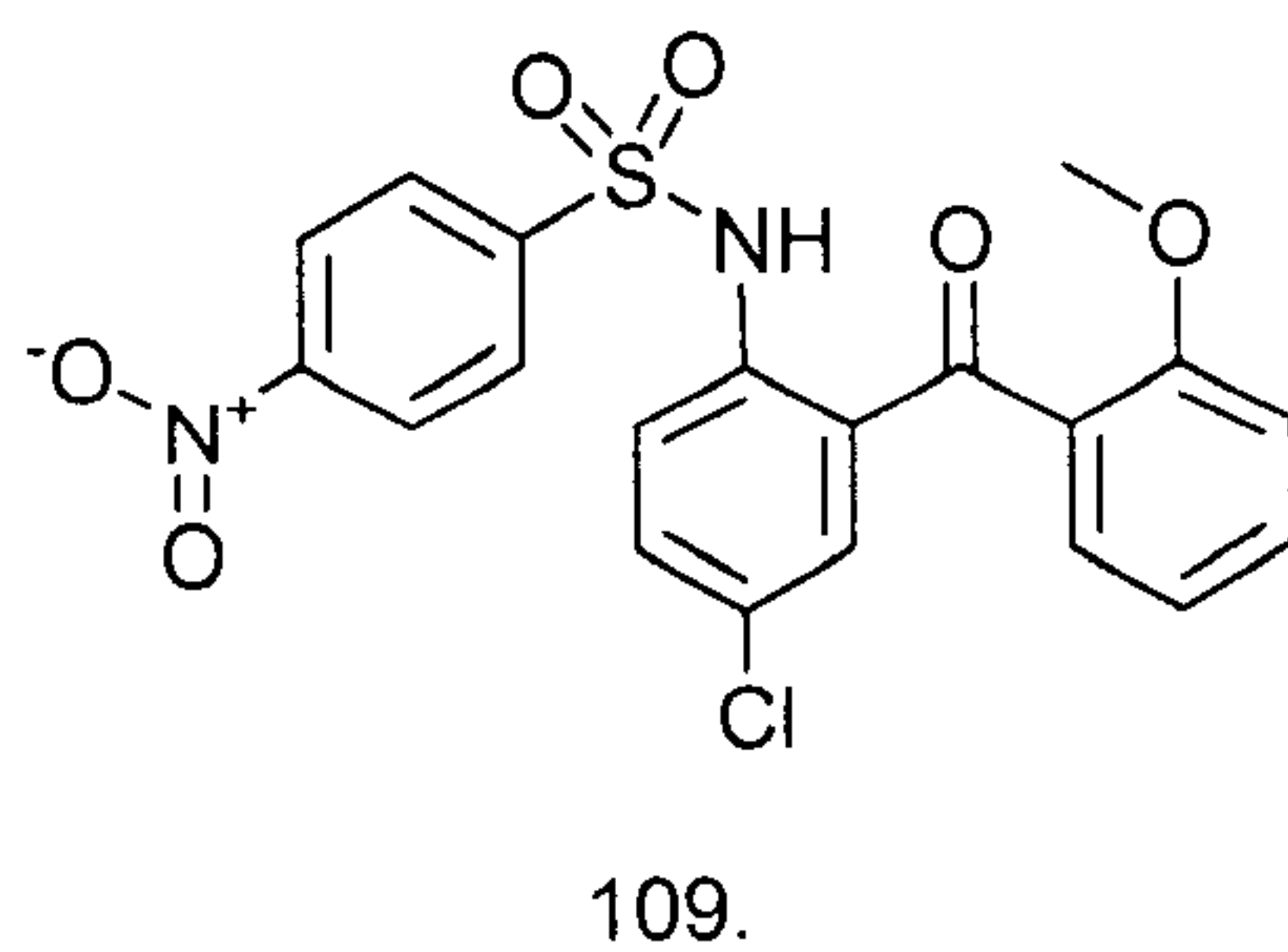
or a pharmaceutically acceptable salt thereof.

19. A compound having the formula:



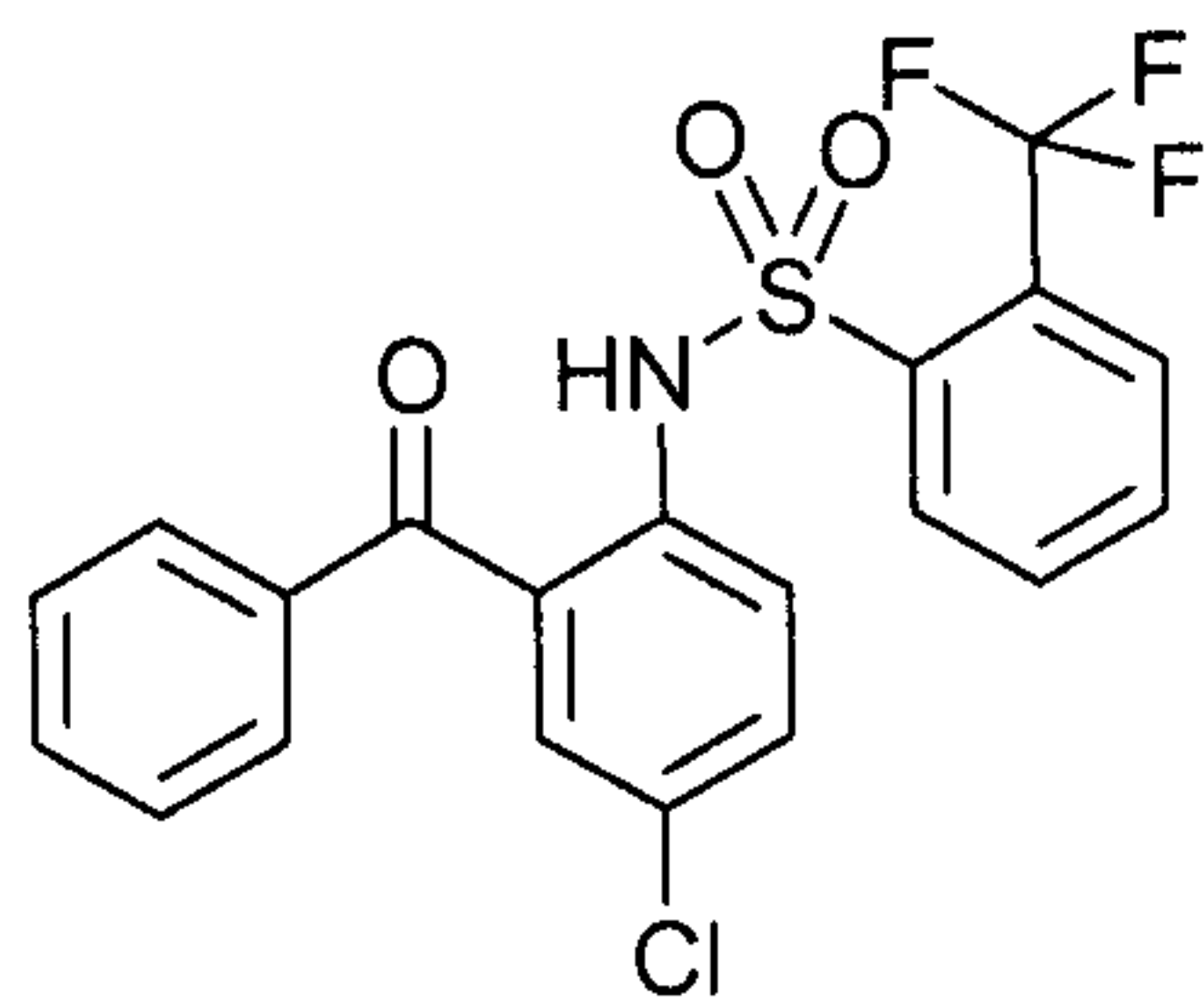
or a pharmaceutically acceptable salt thereof.

20. A compound having the formula:



or a pharmaceutically acceptable salt thereof.

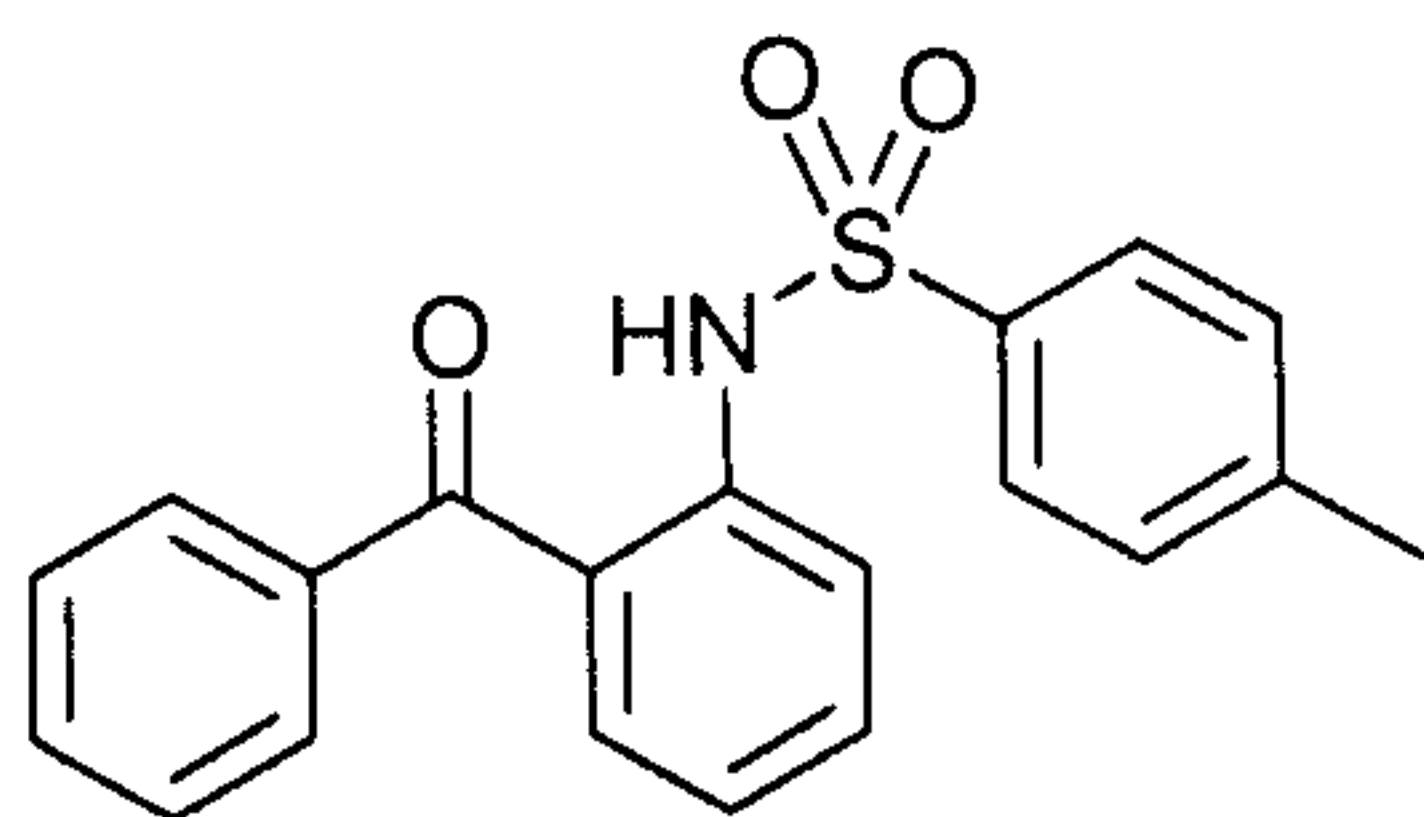
21. A compound having the formula:



110.

or a pharmaceutically acceptable salt thereof.

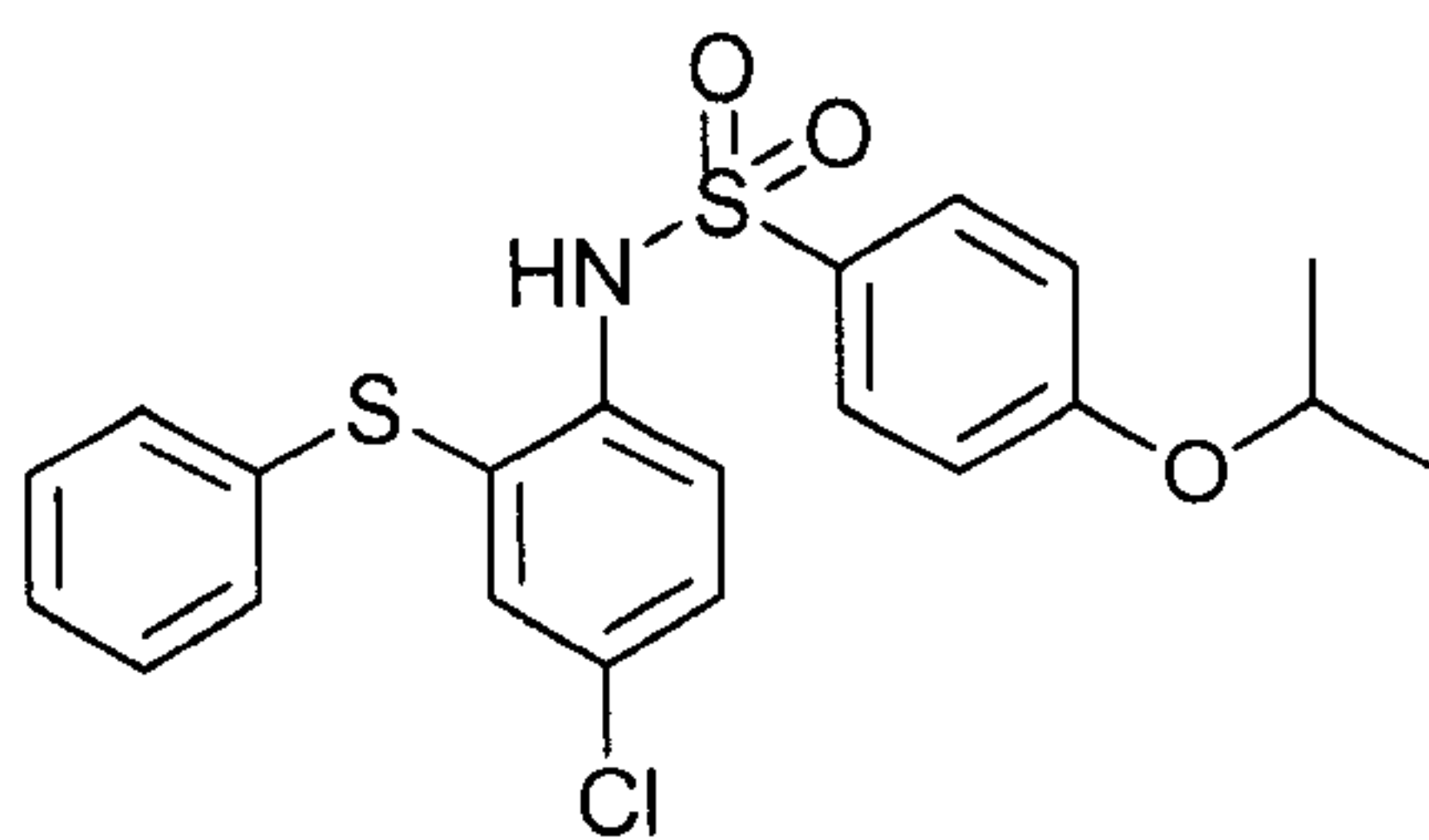
22. A compound having the formula:



114.

or a pharmaceutically acceptable salt thereof.

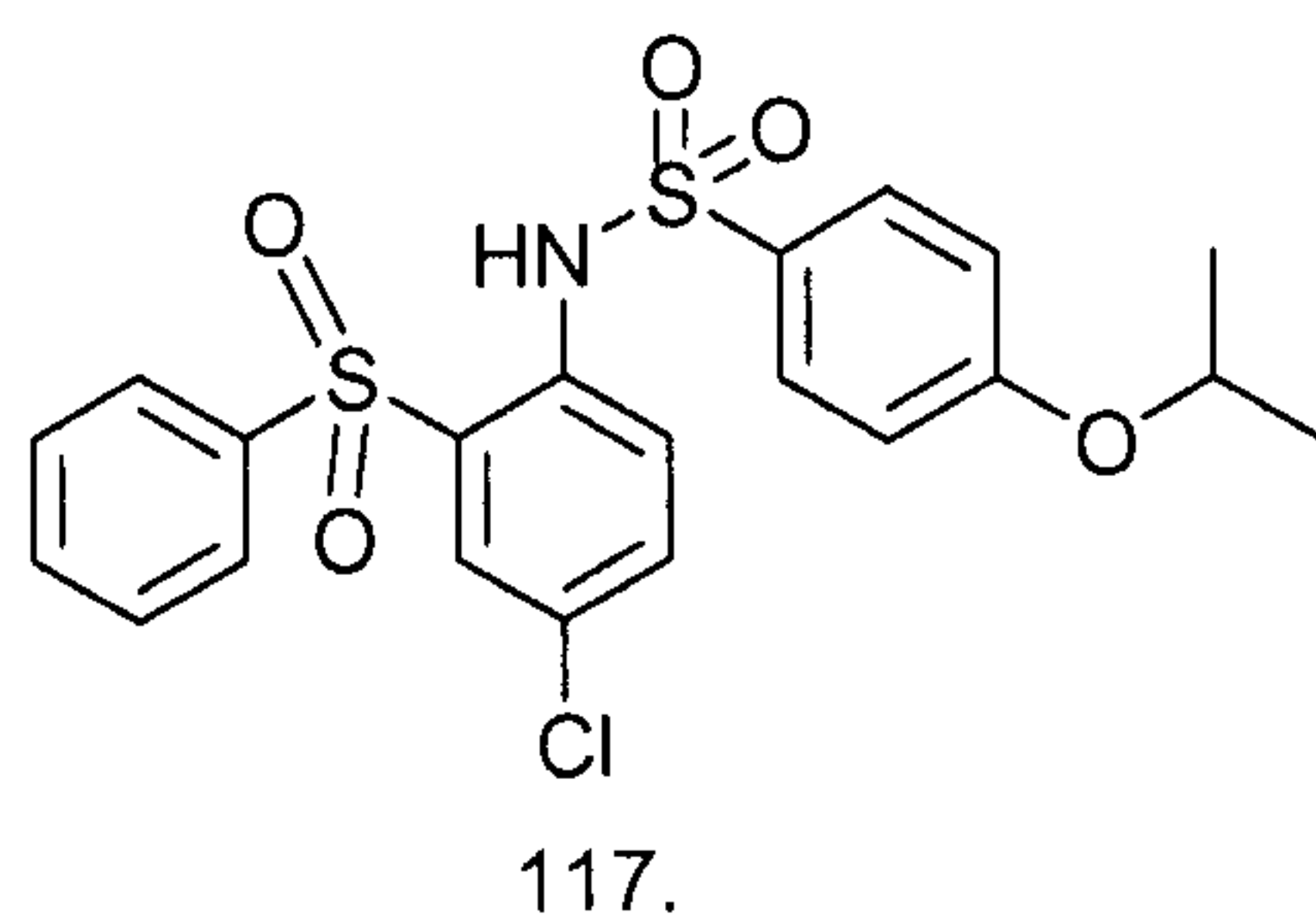
23. A compound having the formula:



116.

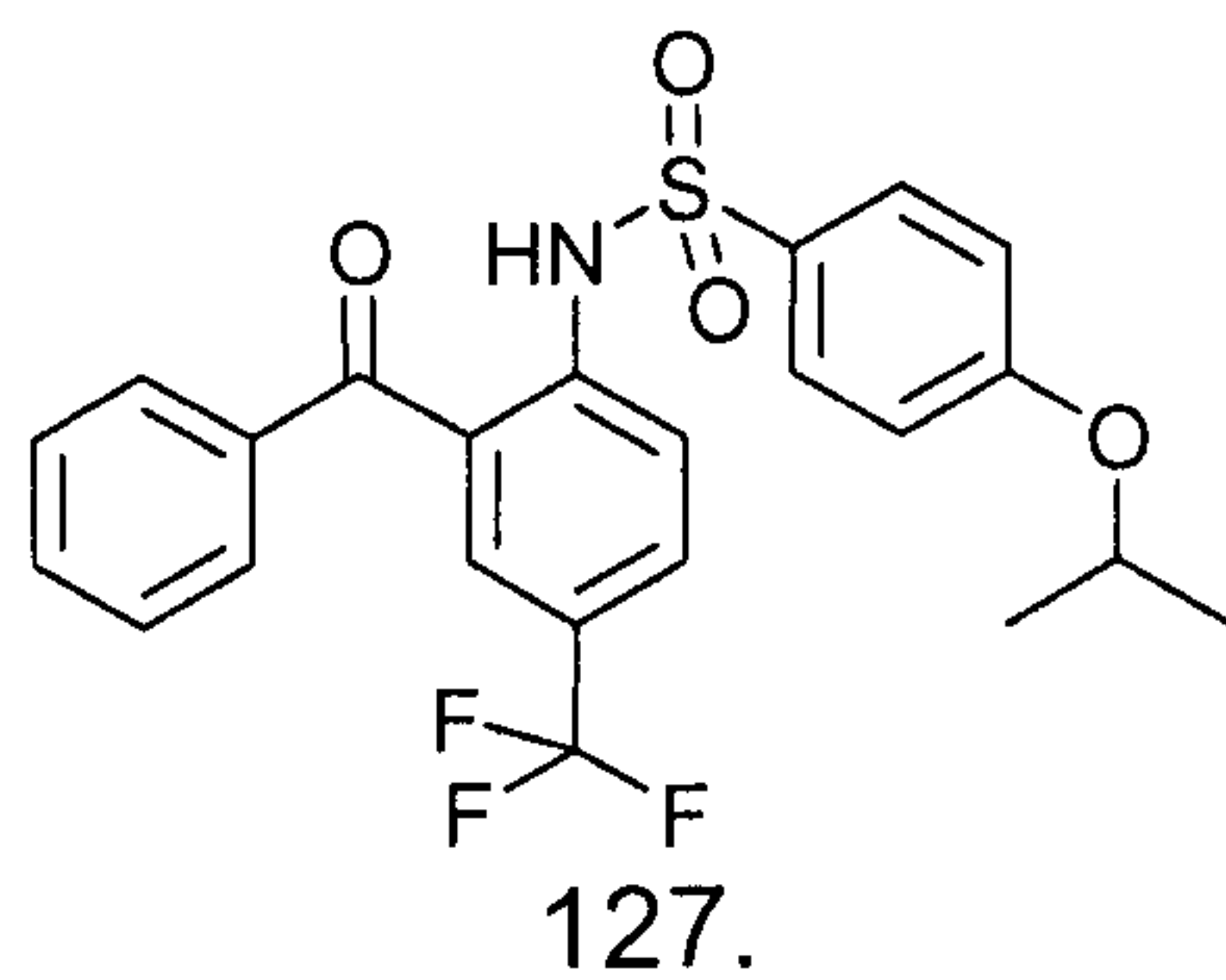
or a pharmaceutically acceptable salt thereof.

24. A compound having the formula:



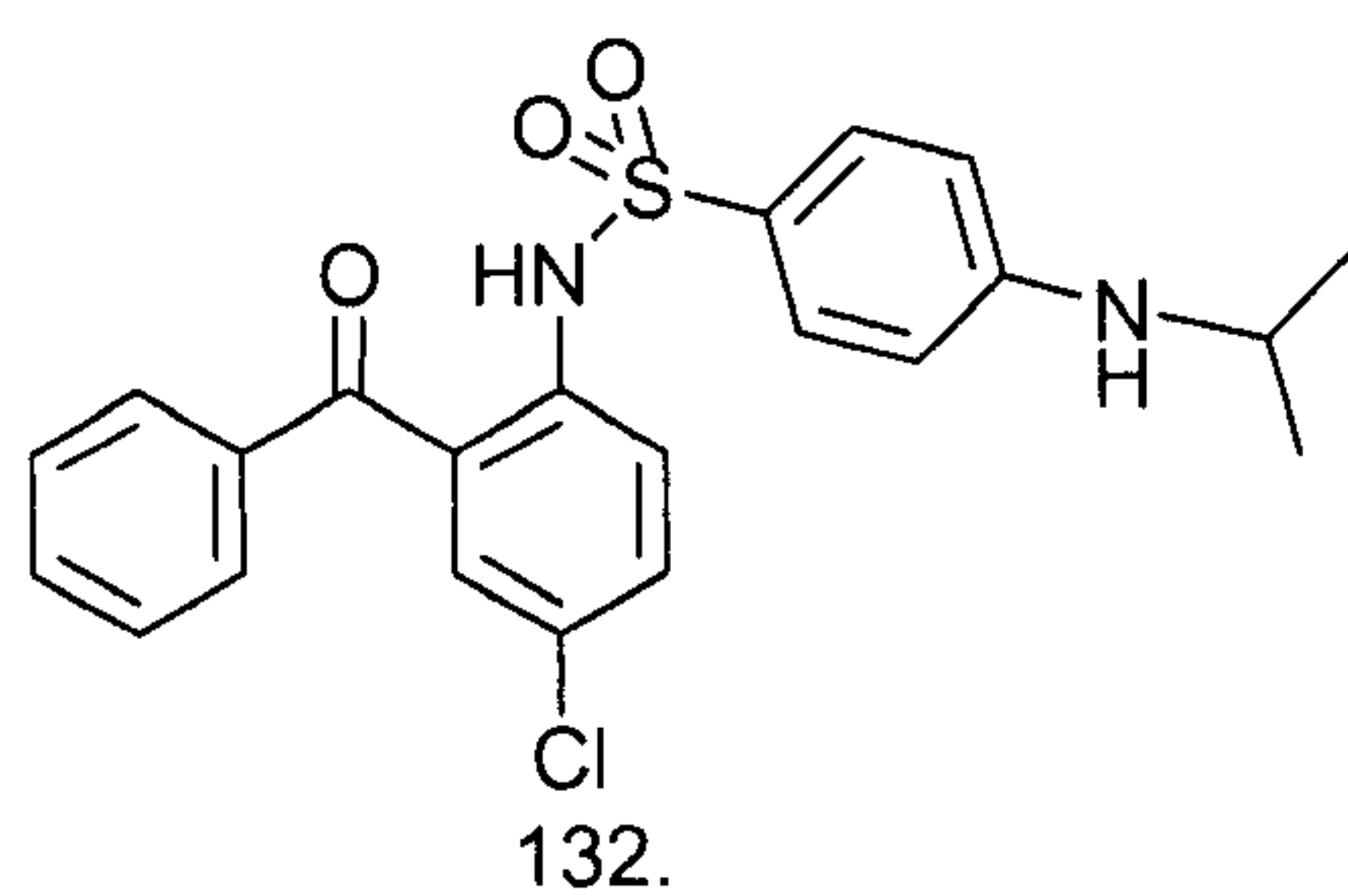
or a pharmaceutically acceptable salt thereof.

25. A compound having the formula:



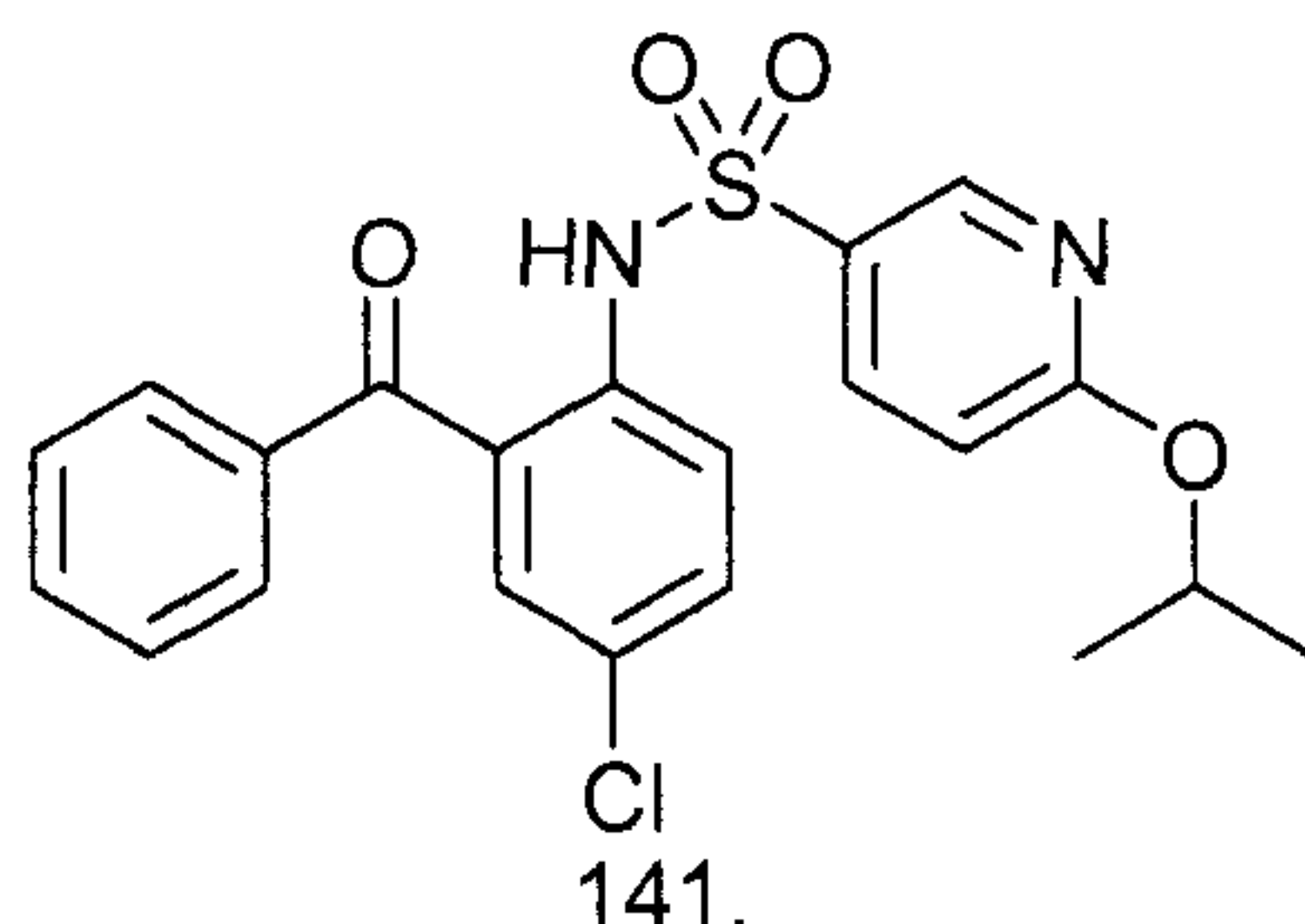
or a pharmaceutically acceptable salt thereof.

26. A compound having the formula:



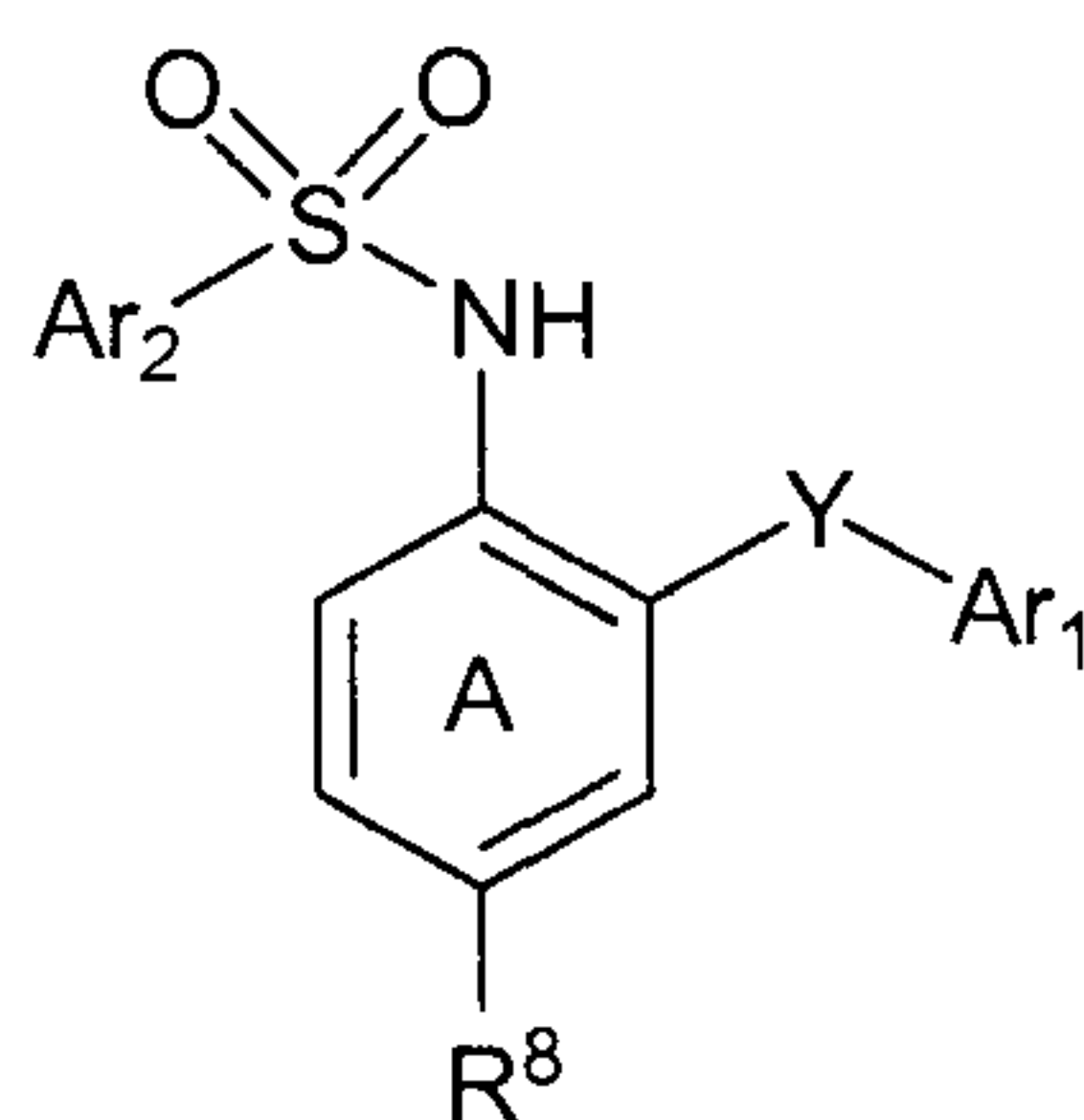
or a pharmaceutically acceptable salt thereof.

27. A compound having the formula:



or a pharmaceutically acceptable salt thereof.

28. A pharmaceutical composition comprising a compound having the following structural formula:



or a pharmaceutically acceptable salt thereof, wherein:

Y is C=O, S(O), or S(O)₂;

R⁸ is halo, nitro, alkylcarbonyl, or trihaloalkyl;

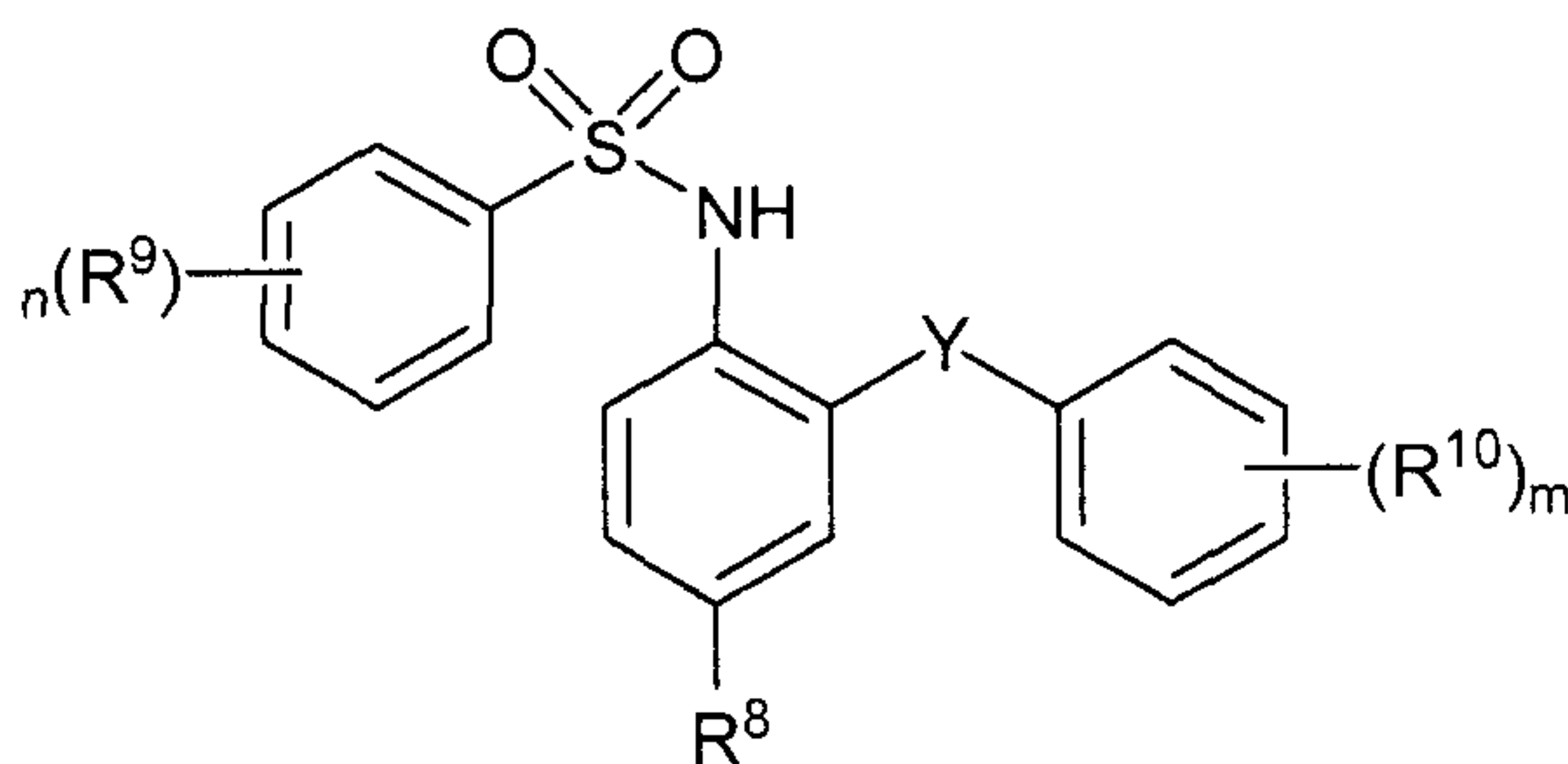
Ar₁ is substituted or unsubstituted phenyl; and

Ar₂ is a substituted or unsubstituted aryl group or a substituted or unsubstituted heteroaryl group, and a pharmaceutically acceptable carrier.

29. The pharmaceutical composition of claim 28, wherein Ar¹ is optionally substituted phenyl, Ar² is optionally substituted phenyl or thienyl, Y is C=O, and R⁸ is halo.

30. The pharmaceutical composition of claim 29, wherein R⁸ is chloro.

31. The pharmaceutical composition of claim 28, wherein the compound is represented by the following structural formula:



wherein:

Y is C=O;

R₈ is halo, nitro, alkylcarbonyl, or trihaloalkyl;

m and n are each, independently, 0 or an integer from 1 to 3;

each R₉ is, independently, aliphatic, haloalkyl, aryl, arylalkyl, alkoxy, cycloalkoxy, haloalkoxy, aryloxy, arylalkoxy, alkylthio, halo, nitro, cyano, hydroxy, NR₁₁CO₂R₁₂, C(O)N(R₁₁)₂, C(O)R₁₂, CO₂R₁₂, OC(O)N(R₁₁)₂, OC(O)R₁₂, N(R₁₁)₂, or NR₁₁C(O)R₁₂; or two adjacent R₉ groups taken together with the atoms to which they are attached form a fused, saturated, unsaturated or partially unsaturated 5 to 7 membered ring having 0, 1, or 2 heteroatoms selected from N, O, and S;

wherein each R₁₁ is, independently, selected from H or an aliphatic group; and R₁₂ is an aliphatic group; and

each R₁₀ is, independently, halo, aliphatic group, alkoxy, or haloalkyl; or two adjacent R₁₀ groups taken together with the atoms to which they are attached form a fused, saturated, unsaturated or partially unsaturated 5 to 7 membered ring having 0, 1 or 2 heteroatoms selected from N, O, and S.

32. A pharmaceutical composition comprising the compound of any one of claims 1 to 27, and a pharmaceutically acceptable carrier.

33. Use of the compound of any one of claims 1 to 27 for treating an inflammatory bowel disease.

34. Use of the composition of any one of claims 28 to 32 for treating an inflammatory bowel disease.

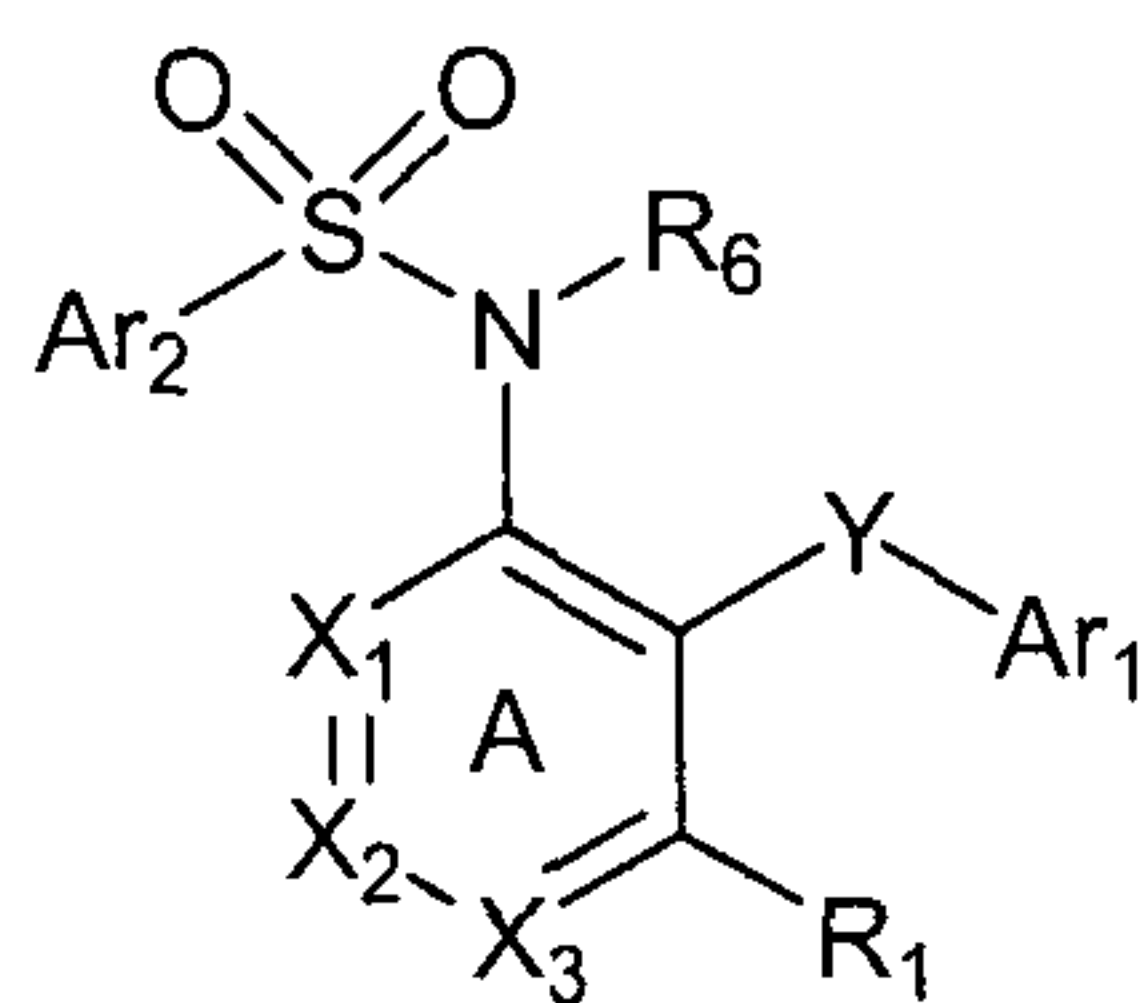
35. Use of the compound of any one of claims 1 to 27 in the manufacture of a medicament for treating an inflammatory bowel disease.
36. The use of any one of claims 33 to 35, wherein the inflammatory bowel disease is selected from ulcerative colitis, Crohn's disease, ileitis, Celiac disease, nontropical Sprue, enteritis, enteropathy associated with seronegative arthropathies, microscopic or collagenous colitis, eosinophilic gastroenteritis, or pouchitis resulting after proctocolectomy, and ileoanal anastomosis.
37. The use of claim 36, wherein the inflammatory disease or condition is Crohn's disease or colitis.
38. The use claim 36, wherein the inflammatory disease or condition is Celiac's disease.
39. The compound of any one of claims 1 to 27 for use in treating an inflammatory bowel disease.
40. The compound of any one of claims 1 to 27 for use in the manufacture of a medicament for treating an inflammatory bowel disease.
41. The compound of claim 39 or 40, wherein the inflammatory bowel disease is selected from ulcerative colitis, Crohn's disease, ileitis, Celiac disease, nontropical Sprue, enteritis, enteropathy associated with seronegative arthropathies, microscopic or collagenous colitis, eosinophilic gastroenteritis, or pouchitis resulting after proctocolectomy, and ileoanal anastomosis.
42. The compound of claim 41, wherein the inflammatory disease or condition is Crohn's disease or colitis.
43. The compound of claim 41, wherein the inflammatory disease or condition is Celiac's disease.
44. A commercial package comprising the compound of any one of claims 1 to 27 together with instructions for use in the treatment of an inflammatory bowel disease.
45. A commercial package comprising the pharmaceutical composition of any one of claims 28 to 32 together with instructions for use in the treatment of an inflammatory bowel disease.

46. The commercial package of claim 44 or 45, wherein the inflammatory bowel disease is selected from ulcerative colitis, Crohn's disease, ileitis, Celiac disease, nontropical Sprue, enteritis, enteropathy associated with seronegative arthropathies, microscopic or collagenous colitis, eosinophilic gastroenteritis, or pouchitis resulting after proctocolectomy, and ileoanal anastomosis.

47. The commercial package of claim 46, wherein the inflammatory disease or condition is Crohn's disease or colitis.

48. The commercial package of claim 46, wherein the inflammatory disease or condition is Celiac's disease.

49. A method of treating an inflammatory bowel disease in a subject in need thereof, comprising administering to the subject an effective amount of a compound represented by the following structural formula:



or a pharmaceutically acceptable salt thereof, wherein:

Y is C=O, S(O), or S(O)₂;

X₁, X₂, and X₃ are each independently CR;

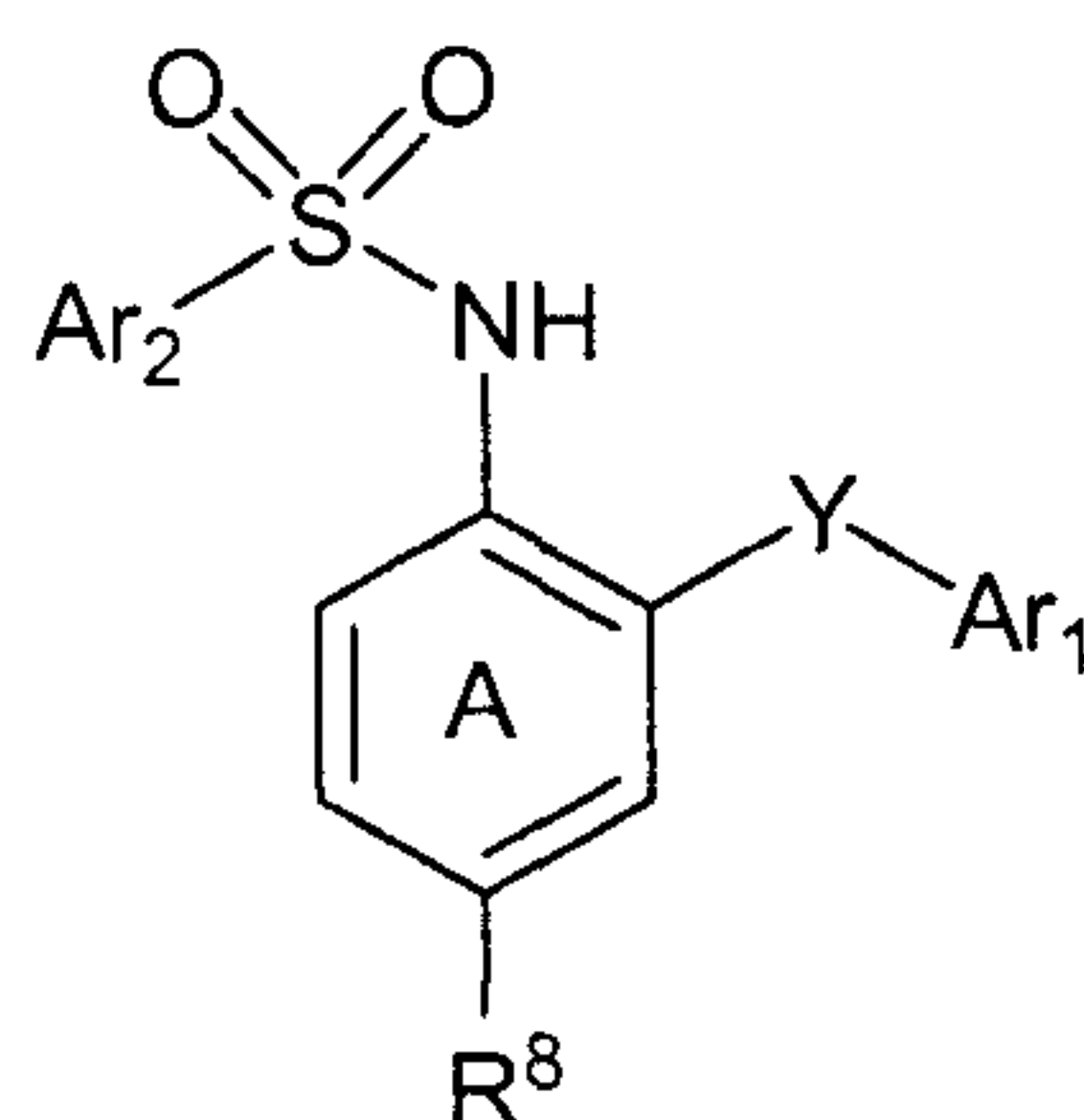
R, for each occurrence, and R₁ are each independently H, an aliphatic group, haloalkyl, aryl, arylalkyl, alkoxy, cycloalkoxy, haloalkoxy, aryloxy, arylalkoxy, alkylthio, halo, nitro, cyano, hydroxy, NR₁₁CO₂R₁₂, C(O)N(R₁₁)₂, C(O)R₁₂, CO₂R₁₂, OC(O)N(R₁₁)₂, OC(O)R₁₂, N(R₁₁)₂, or NR₁₁C(O)R₁₂; wherein R₁₁, for each occurrence is, independently, H or an aliphatic group, and R₁₂ is an aliphatic group;

R₆ is H, an aliphatic carbonyl group, or an aliphatic ester;

Ar₁ is substituted or unsubstituted phenyl; and

Ar₂ is a substituted or unsubstituted aryl group or a substituted or unsubstituted heteroaryl group.

50. The method of claim 49, wherein the compound has the following structural formula:



or a pharmaceutically acceptable salt thereof, wherein:

Y is C=O, S(O), or S(O)₂;

R⁸ is halo, nitro, alkylcarbonyl, or trihaloalkyl;

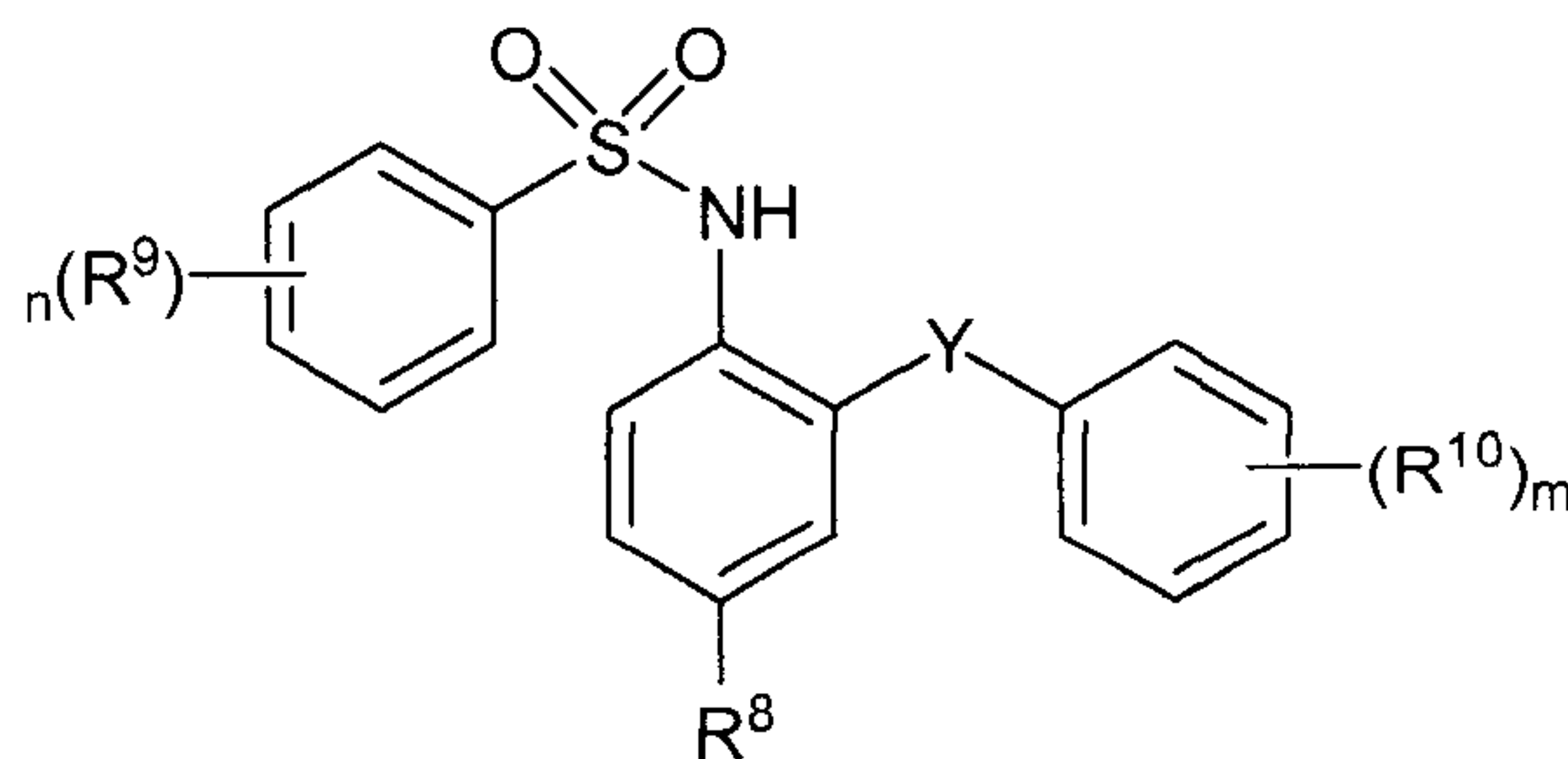
Ar₁ is substituted or unsubstituted phenyl; and

Ar₂ is a substituted or unsubstituted aryl group or a substituted or unsubstituted heteroaryl group, and a pharmaceutically acceptable carrier.

51. The method of claim 50, wherein Ar¹ is optionally substituted phenyl, Ar² is optionally substituted phenyl or thienyl, Y is C=O, and R⁸ is halo.

52. The method of claim 51, wherein R⁸ is chloro.

53. The method of claim 49, wherein the compound is represented by the following structural formula:



wherein:

Y is C=O;

R₈ is halo, nitro, alkylcarbonyl, or trihaloalkyl;

m and n are each, independently, 0 or an integer from 1 to 3;

each R₉ is, independently, aliphatic, haloalkyl, aryl, arylalkyl, alkoxy, cycloalkoxy, haloalkoxy, aryloxy, arylalkoxy, alkylthio, halo, nitro, cyano, hydroxy, NR₁₁CO₂R₁₂, C(O)N(R₁₁)₂,

$C(O)R_{12}$, CO_2R_{12} , $OC(O)N(R_{11})_2$, $OC(O)R_{12}$, $N(R_{11})_2$, or $NR_{11}C(O)R_{12}$; or two adjacent R_9 groups taken together with the atoms to which they are attached form a fused, saturated, unsaturated or partially unsaturated 5 to 7 membered ring having 0, 1, or 2 heteroatoms selected from N, O, and S;

wherein each R_{11} is, independently, selected from H or an aliphatic group; and R_{12} is an aliphatic group; and

each R_{10} is, independently, halo, aliphatic group, alkoxy, or haloalkyl; or two adjacent R_{10} groups taken together with the atoms to which they are attached form a fused, saturated, unsaturated or partially unsaturated 5 to 7 membered ring having 0, 1 or 2 heteroatoms selected from N, O, and S.

54. A method of treating an inflammatory bowel disease in a subject in need thereof, comprising administering to the subject an effective amount of a compound of any one of claims 1 to 27 or a composition of any one of claims 28 to 32.

55. The method of any one of claim 49 to 54, wherein the inflammatory bowel disease is selected from ulcerative colitis, Crohn's disease, ileitis, Celiac disease, nontropical Sprue, enteritis, enteropathy associated with seronegative arthropathies, microscopic or collagenous colitis, eosinophilic gastroenteritis, or pouchitis resulting after proctocolectomy, and ileoanal anastomosis.

56. The method of claim 55, wherein the inflammatory disease or condition is Crohn's disease or colitis.

57. The method of claim 55, wherein the inflammatory disease or condition is Celiac's disease.