United States Patent [19]

Okura et al.

[11] **Des. 256,402**

[45] ** **Aug. 19, 1980**

[54] **COMBINED BUCKLE AND SLIDABLY REMOVABLE WATCH**

[75] Inventors: **Takayuki Okura**, Tokyo; **Seiki Ishimatsu**, Kawaguchi, both of Japan

[73] Assignee: **Nippon Martin Co., Ltd.**, Tokyo, Japan

[**] Term: **14 Years**

[21] Appl. No.: **844,485**

[22] Filed: **Oct. 21, 1977**

[51] **Int. Cl.** ..... **D02—07**

[52] **U.S. Cl.** **D2/406**

[58] **Field of Search** ..... D2/380–393, D2/405, 406, 422, 423, 442; D10/30, 31; 2/311, 321, 322; 24/163 R, 186, 187, 163 KO, 90 A; 58/88 R, 88 SC, 88 W, 88 E, 88 WC; 224/4 C, 4 E, 4 D

[56] **References Cited**

U.S. PATENT DOCUMENTS

D. 127,287	5/1941	Stelzer	D2/444
1,383,968	7/1921	Perry, Jr. et al.	224/4 C
2,229,978	1/1941	Kolberg	58/88 SC
2,840,875	7/1958	Chambers	24/163 KO

OTHER PUBLICATIONS

Gentlemen's Quarterly, vol. 41, Nov. 1971, p. 5, first Belt Buckle from left.

Primary Examiner—Joel Stearman
Assistant Examiner—Carmen H. Vales
Attorney, Agent, or Firm—John E. Lind

[57] **CLAIM**

The ornamental design for a combined buckle and slidably removable watch, substantially as shown and described.

DESCRIPTION

FIG. **1** is a perspective view of a combined buckle and slidably removable watch showing our new design;
FIG. **2** is a bottom rear perspective view thereof;
FIG. **3** is an exploded top plan view thereof; and
FIG. **4** is a side elevational view taken from the right of FIG. **1**.
The representative energized state of the watch dial shown in FIGS. **1** and **3** displays the time as **12** hours, **41** minutes.



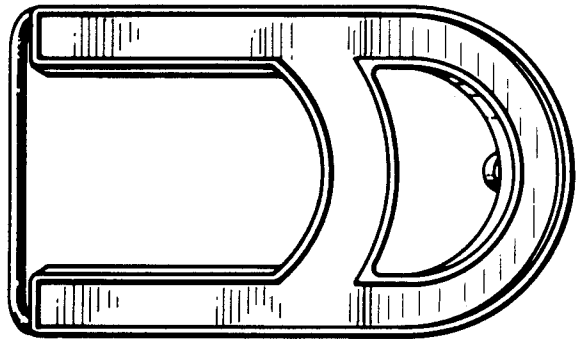

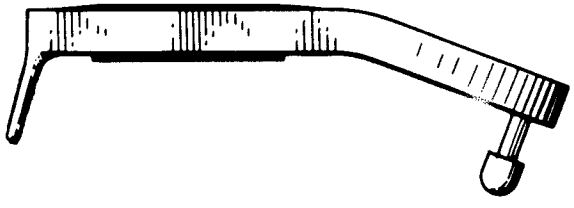

FIG. 1

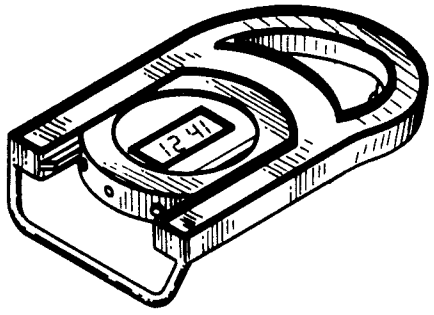

FIG. 2

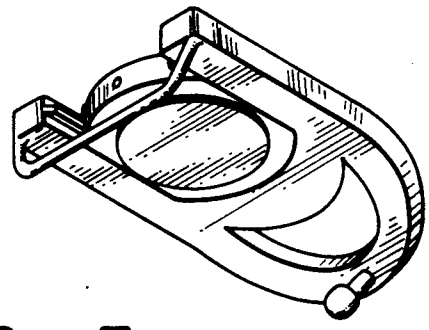

FIG. 3

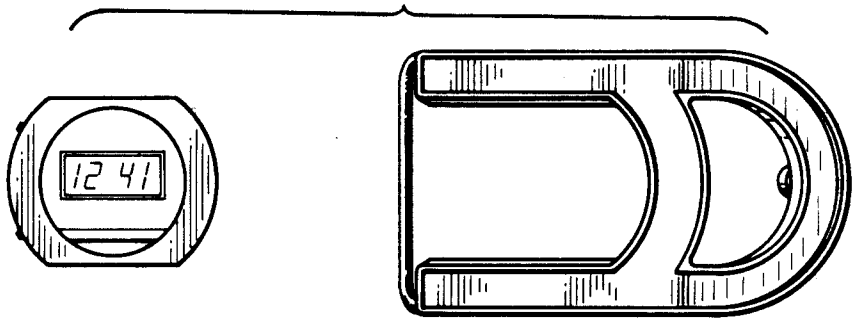

FIG. 4

