



US00D719217S

(12) **United States Design Patent**
Costas

(10) **Patent No.:** **US D719,217 S**

(45) **Date of Patent:** **** Dec. 9, 2014**

(54) **NOTE HOLDER**

(71) Applicant: **Trophius Pty Ltd.**, Mascot, New South Wales (AU)

(72) Inventor: **Eric Costas**, Mascot (AU)

(73) Assignee: **Trophius Pty Ltd.**, Mascot (AU)

(**) Term: **14 Years**

(21) Appl. No.: **29/484,104**

(22) Filed: **Mar. 6, 2014**

(51) **LOC (10) Cl.** **19-02**

(52) **U.S. Cl.**
USPC **D19/86**

(58) **Field of Classification Search**
USPC D8/394, 395; D19/75, 86, 87, 90, 91,
D19/92; D20/43; 40/341, 658; 206/39.5,
206/215, 494, 555; 211/45, 48, 50, 89.01
See application file for complete search history.

(56) **References Cited**

U.S. PATENT DOCUMENTS

D26,461 S *	12/1896	Sassenhoff	D20/43
819,504 A *	5/1906	Benedict	24/67.9
1,618,384 A *	2/1927	Morris	24/570
1,730,241 A *	10/1929	Porter	40/652
1,973,989 A *	9/1934	Lukacs	40/360
D118,748 S *	1/1940	Sprague	D27/174
2,468,355 A *	4/1949	Ambler	402/15
D159,576 S *	8/1950	Bamford	D19/65
2,779,114 A *	1/1957	Orthwine	40/658
2,779,650 A *	1/1957	Lamothe	312/246
3,604,727 A *	9/1971	Wilkin	281/42
4,528,800 A *	7/1985	Burns	53/492
D316,275 S *	4/1991	Davis et al.	D19/91
D318,625 S *	7/1991	Stowell	D10/31
D327,095 S *	6/1992	Meyer	D19/90
5,214,825 A *	6/1993	Hirzel	24/67.9
5,339,967 A *	8/1994	Valiulis	211/57.1
5,975,478 A *	11/1999	Marino	248/442.2

(Continued)

FOREIGN PATENT DOCUMENTS

AU 346443 1/2013
AU 346543 1/2013

OTHER PUBLICATIONS

<http://www.officedepot.com/a/products/352108/Office-Depot-Brand-4-Piece-Stainless/>, Office Depot Brand 4 Piece Stainless Steel Magnet Hook Set Assorted Shapes, 1 color sheet, date unknown, but prior to the filing of this application.

Primary Examiner — Elizabeth Albert

(74) *Attorney, Agent, or Firm* — Banner & Witcoff, Ltd.

(57) **CLAIM**

The ornamental design for a note holder, as shown and described.

DESCRIPTION

FIG. 1 is a perspective view of a note holder showing my new design;

FIG. 2 is a front view thereof;

FIG. 3 is a top view thereof;

FIG. 4 is a bottom view thereof;

FIG. 5 is a right side view thereof;

FIG. 6 is a left side view thereof;

FIG. 7 is a perspective view of second embodiment for a note holder showing my new design;

FIG. 8 is a front view thereof;

FIG. 9 is a top view thereof;

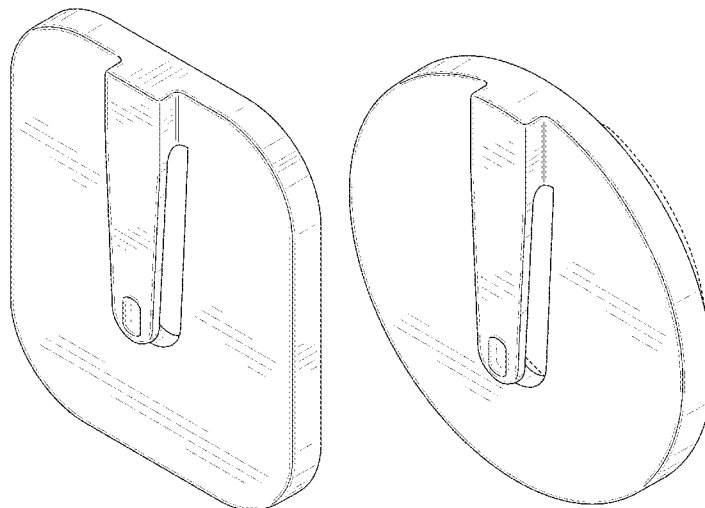
FIG. 10 is a bottom view thereof;

FIG. 11 is a right side view thereof; and,

FIG. 12 is a left side view thereof.

The broken line showing of the remainder of the note holder is for environmental purposes only and forms no part of the claimed design.

1 Claim, 8 Drawing Sheets



(56)

References Cited

U.S. PATENT DOCUMENTS

D445,457	S *	7/2001	Brumby	D19/91	7,100,884	B2 *	9/2006	Lorber	248/453
D451,134	S *	11/2001	Fonfeder	D19/27	7,857,127	B2 *	12/2010	Lau	206/223
D463,824	S *	10/2002	Kan	D19/65	D645,515	S *	9/2011	Williams, Sr.	D19/86
D486,865	S *	2/2004	Ivey	D19/86	D664,200	S *	7/2012	Lau	D19/65
D487,289	S *	3/2004	Richter	D19/90	8,510,916	B2 *	8/2013	Kinvi	24/3.12
7,040,051	B2 *	5/2006	Windorski	40/641	D703,267	S *	4/2014	Harvey Pennaz	D19/86
						2013/0161473	A1 *	6/2013	Gandiboyina	248/467
						2013/0200228	A1	8/2013	Costas		

* cited by examiner

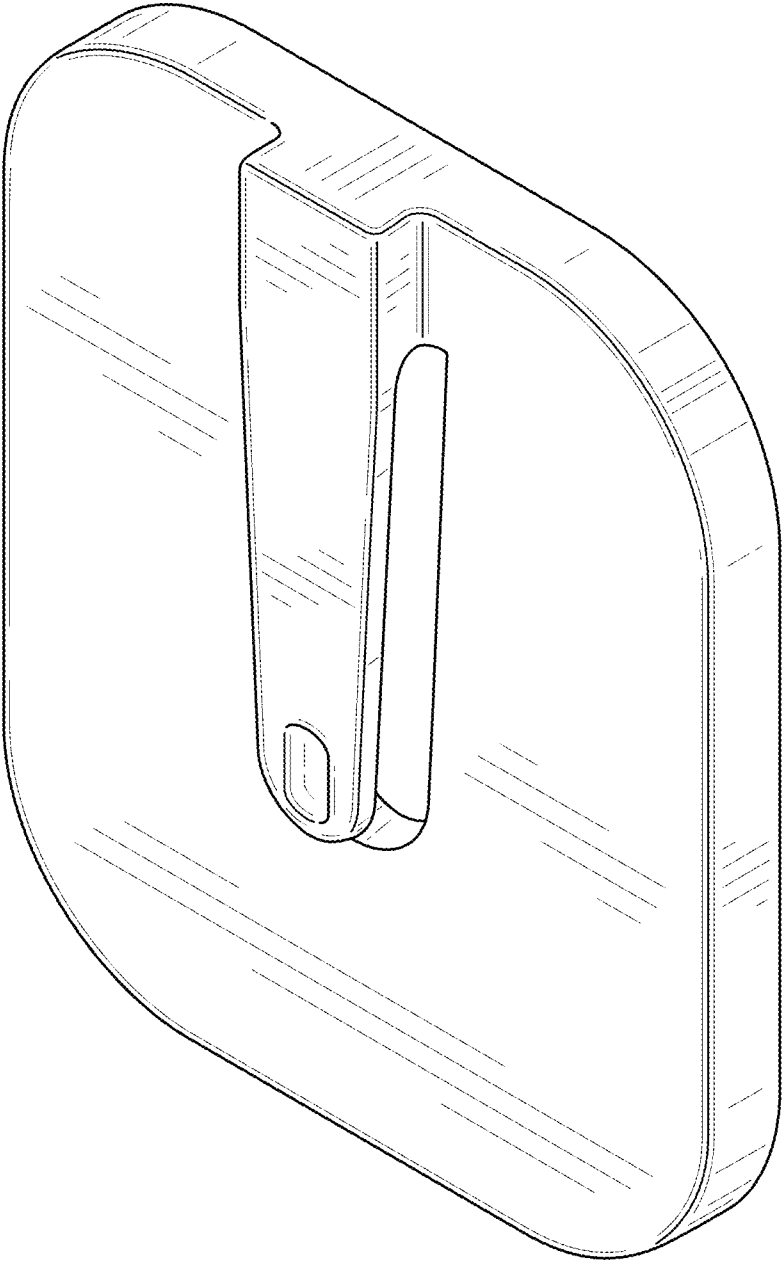


FIG. 1

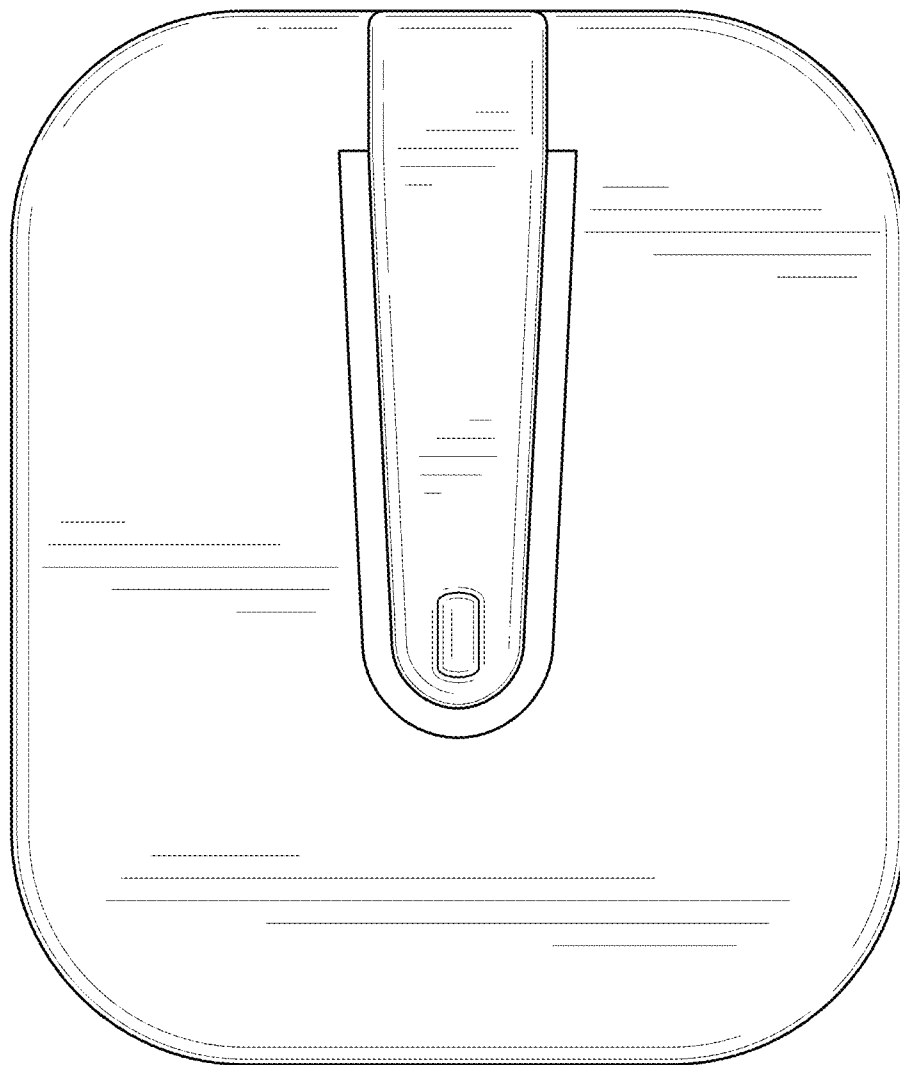


FIG. 2

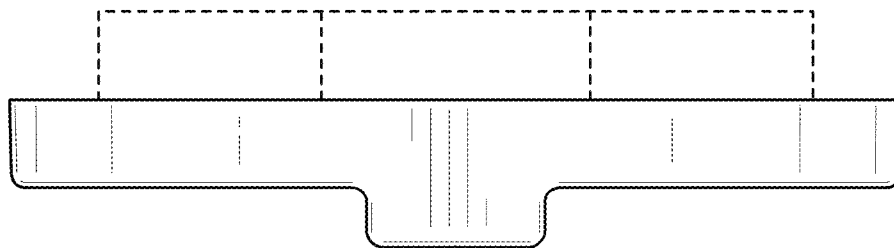


FIG. 3

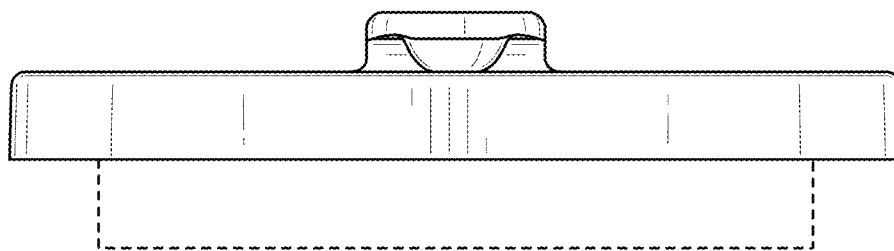


FIG. 4

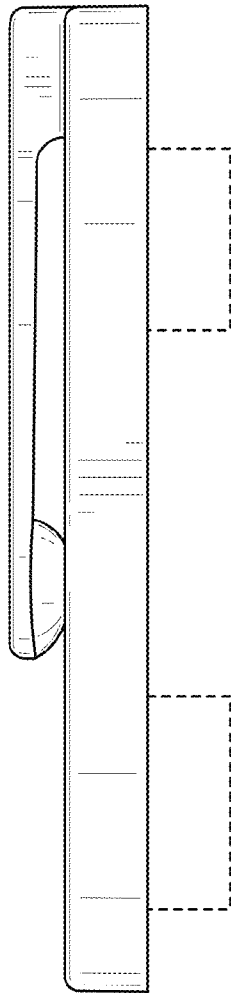


FIG. 5

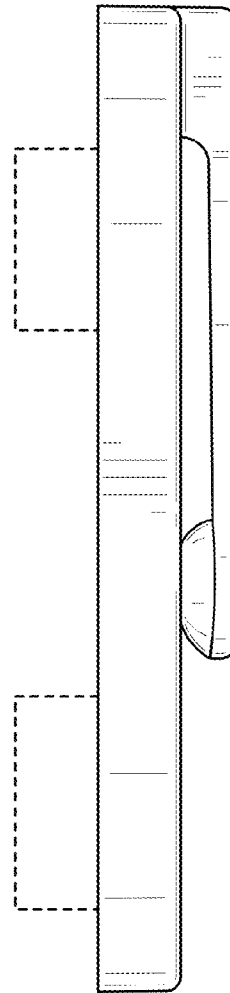


FIG. 6

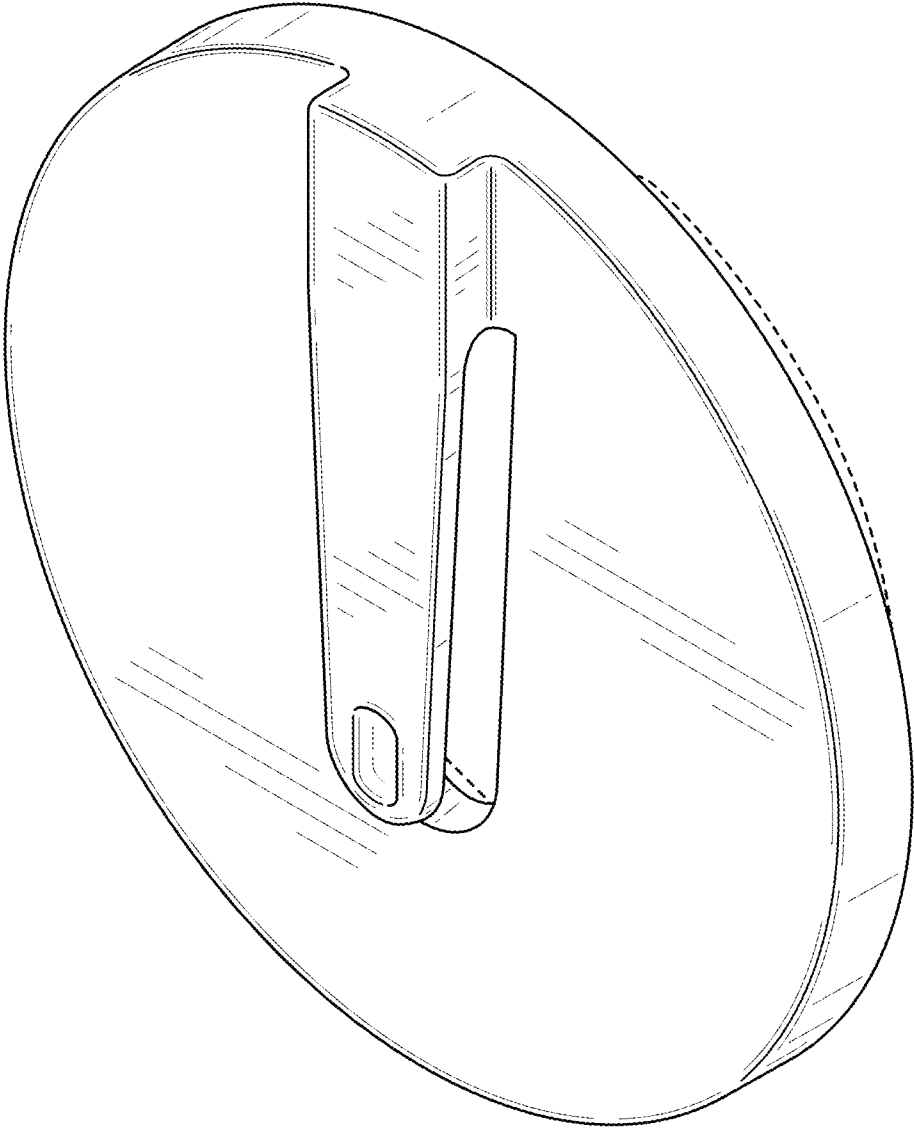


FIG. 7

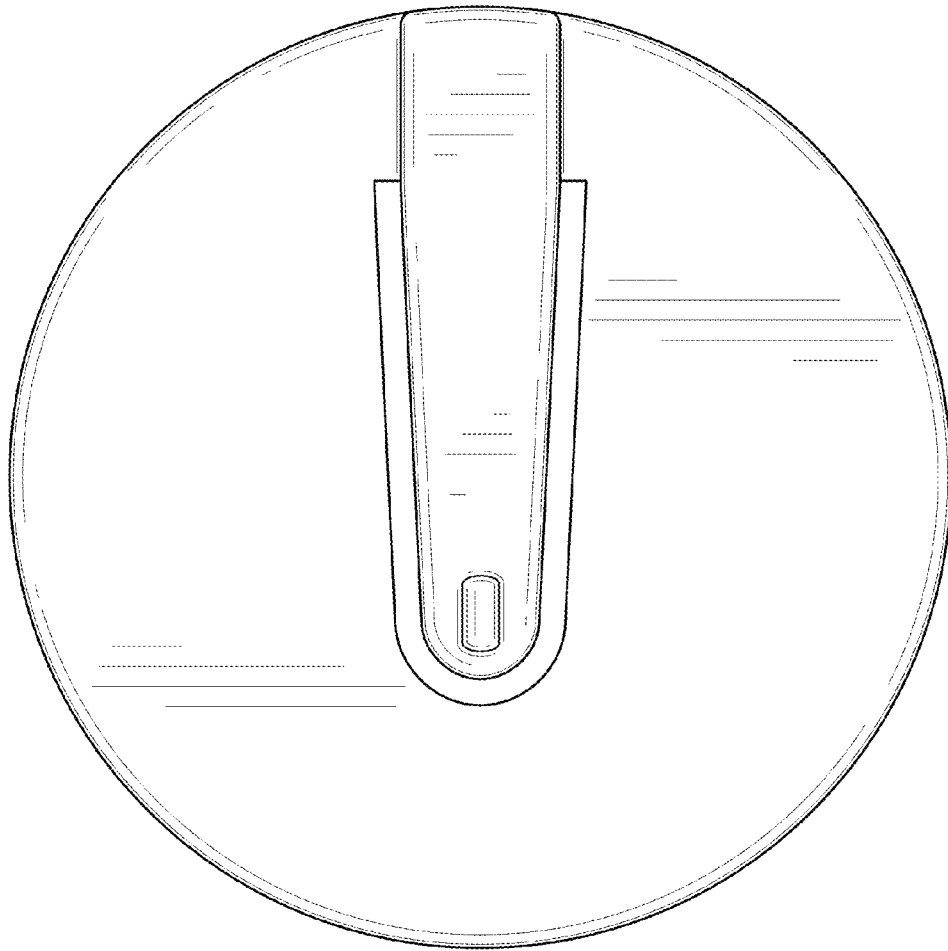


FIG. 8

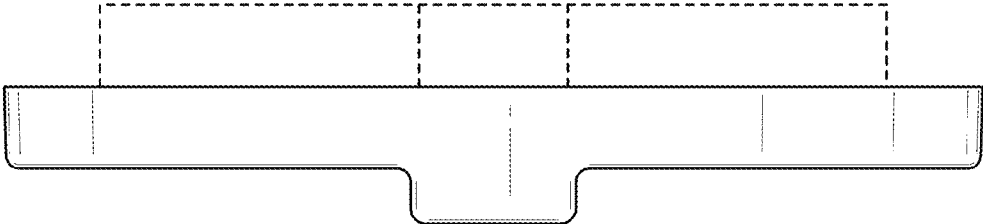


FIG. 9

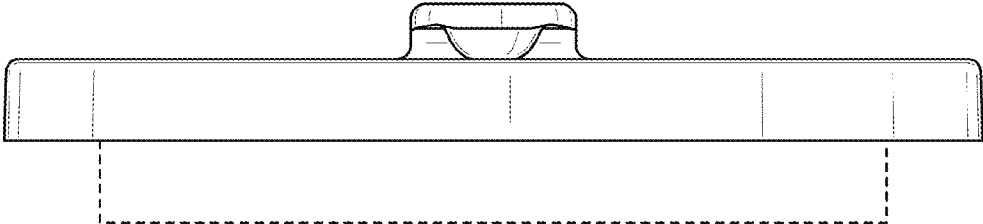


FIG. 10

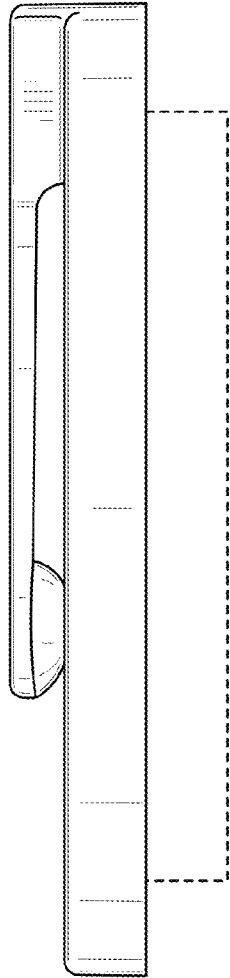


FIG. 11

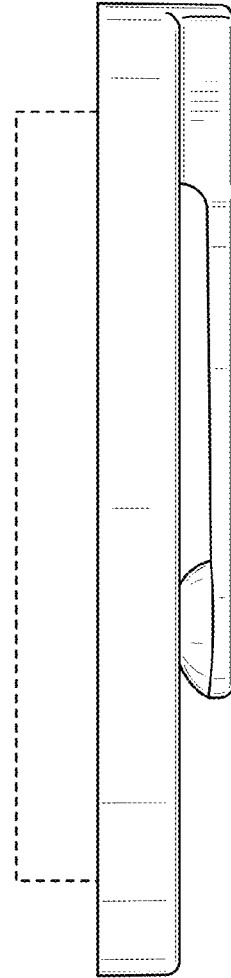


FIG. 12