



US00D679652S

(12) **United States Design Patent**  
**Lecoanet et al.**

(10) **Patent No.:** **US D679,652 S**

(45) **Date of Patent:** **\*\* Apr. 9, 2013**

- (54) **CONNECTOR PLUG**
- (75) Inventors: **Benoit Lecoanet**, Grenoble (FR); **Gilles Gaillet**, Nogent sur Marne (FR)
- (73) Assignee: **Schneider Electric Industries SAS**, Rueil-Malmaison (FR)

D663,692 S *	7/2012	Sebald et al. ....	D13/146
D667,378 S *	9/2012	Yamamoto ....	D13/146
D667,379 S *	9/2012	Fukushima et al. ....	D13/146
D667,791 S *	9/2012	Angel et al. ....	D13/133
D667,792 S *	9/2012	Angel et al. ....	D13/133
D669,033 S *	10/2012	Senk et al. ....	D13/146

(\*\*) Term: **14 Years**

(21) Appl. No.: **29/371,319**

(22) Filed: **Dec. 29, 2010**

(30) **Foreign Application Priority Data**

Jun. 29, 2010 (EM) ..... 001725326-0002

(51) **LOC (9) Cl.** ..... **13-03**

(52) **U.S. Cl.**  
USPC ..... **D13/133; D13/108**

(58) **Field of Classification Search** ..... D13/106-110,  
D13/118-119, 133, 146, 147, 154, 156, 184,  
D13/199; D15/9; 320/103-115  
See application file for complete search history.

(56) **References Cited**

**U.S. PATENT DOCUMENTS**

D514,524 S *	2/2006	Suckle .....	D13/156
D550,158 S *	9/2007	Victor .....	D13/146
D634,267 S *	3/2011	Blain .....	D13/107
D641,316 S *	7/2011	Schneiderat .....	D13/107

\* cited by examiner

*Primary Examiner* — Rosemary K Tarca

(74) *Attorney, Agent, or Firm* — Steptoe & Johnson

(57) **CLAIM**

The ornamental design for a connector plug, as shown and described.

**DESCRIPTION**

FIG. 1 is a front/left side perspective view of a connector plug, which embodies the inventive ornamental design; FIG. 2 is a front elevation view of the connector plug of FIG. 1 embodying the inventive design; FIG. 3 is a top view of the connector plug of FIG. 1 embodying the inventive design; FIG. 4 is a bottom view of the connector plug of FIG. 1 embodying the inventive design; FIG. 5 is a right side view of the connector plug of FIG. 1 embodying the inventive design; FIG. 6 is a left side view of the connector plug of FIG. 1 embodying the inventive design; and, FIG. 7 is a back elevation view of the connector plug of FIG. 1 embodying the inventive design.

**1 Claim, 7 Drawing Sheets**

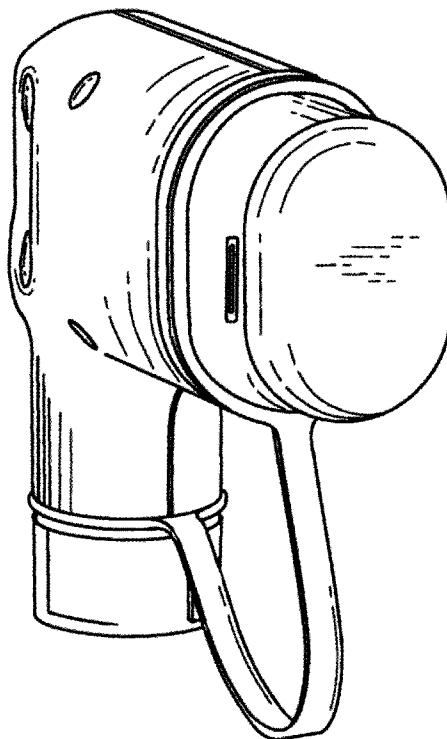


FIG. 1

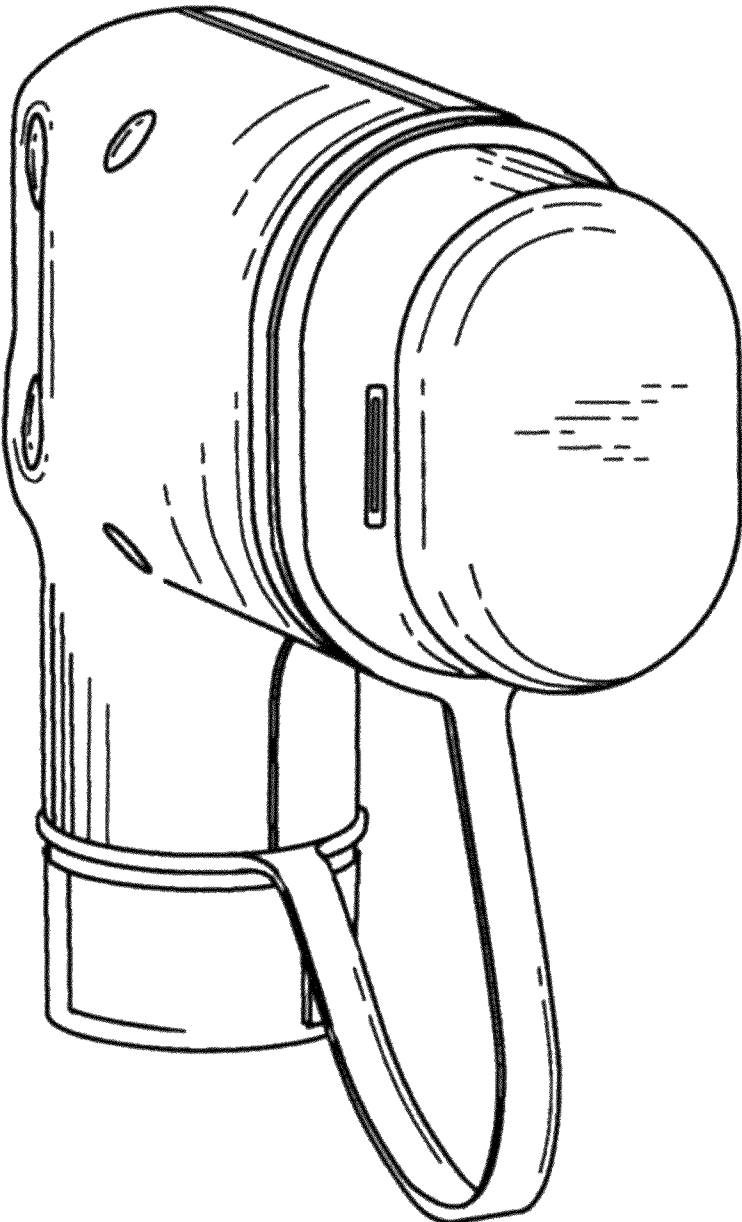


FIG. 2

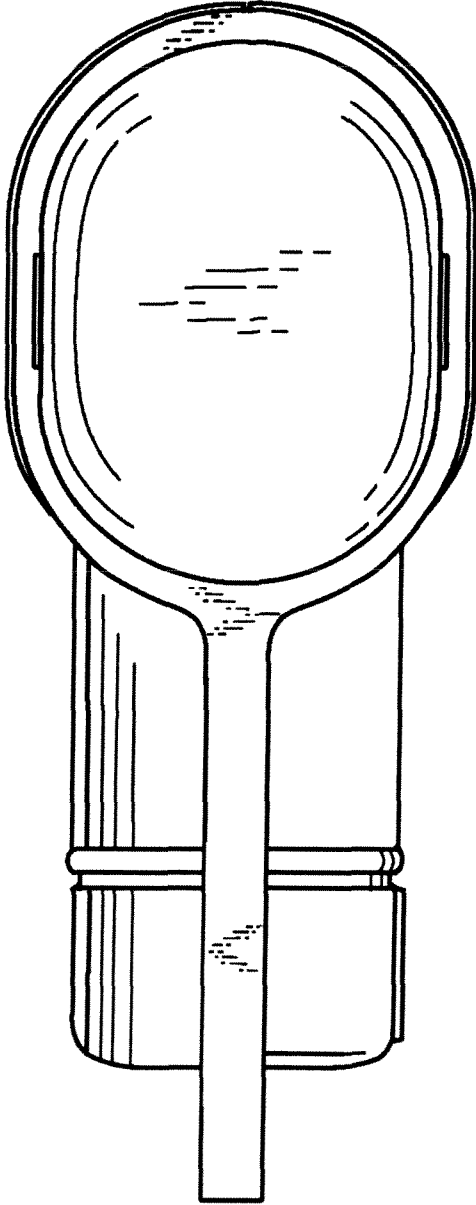


FIG. 3

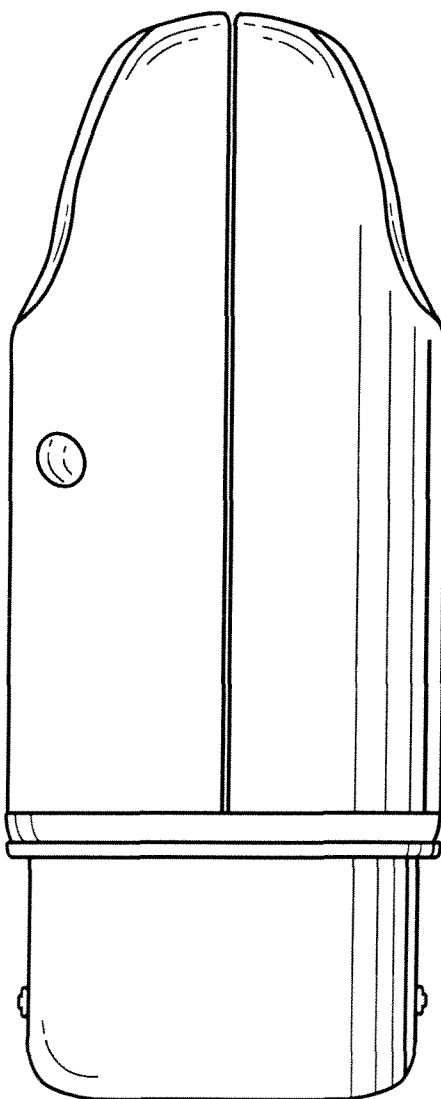


FIG. 4

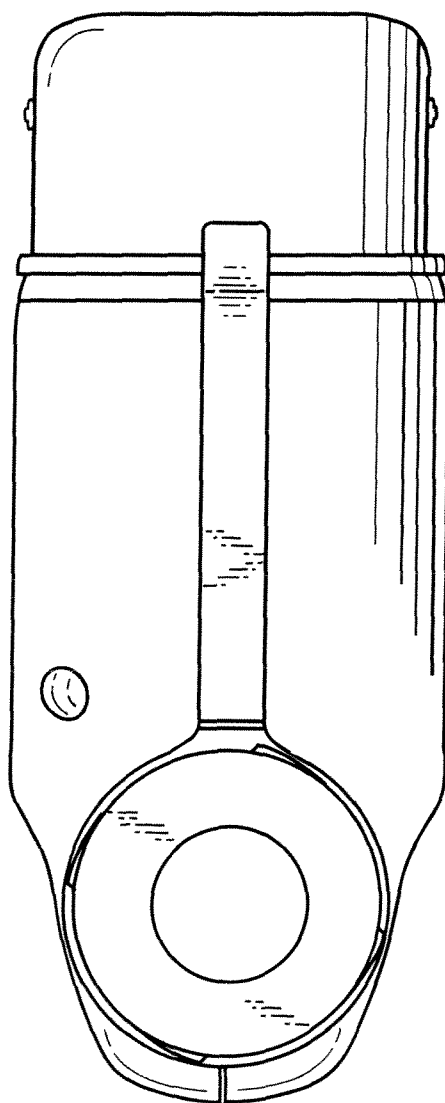


FIG. 5

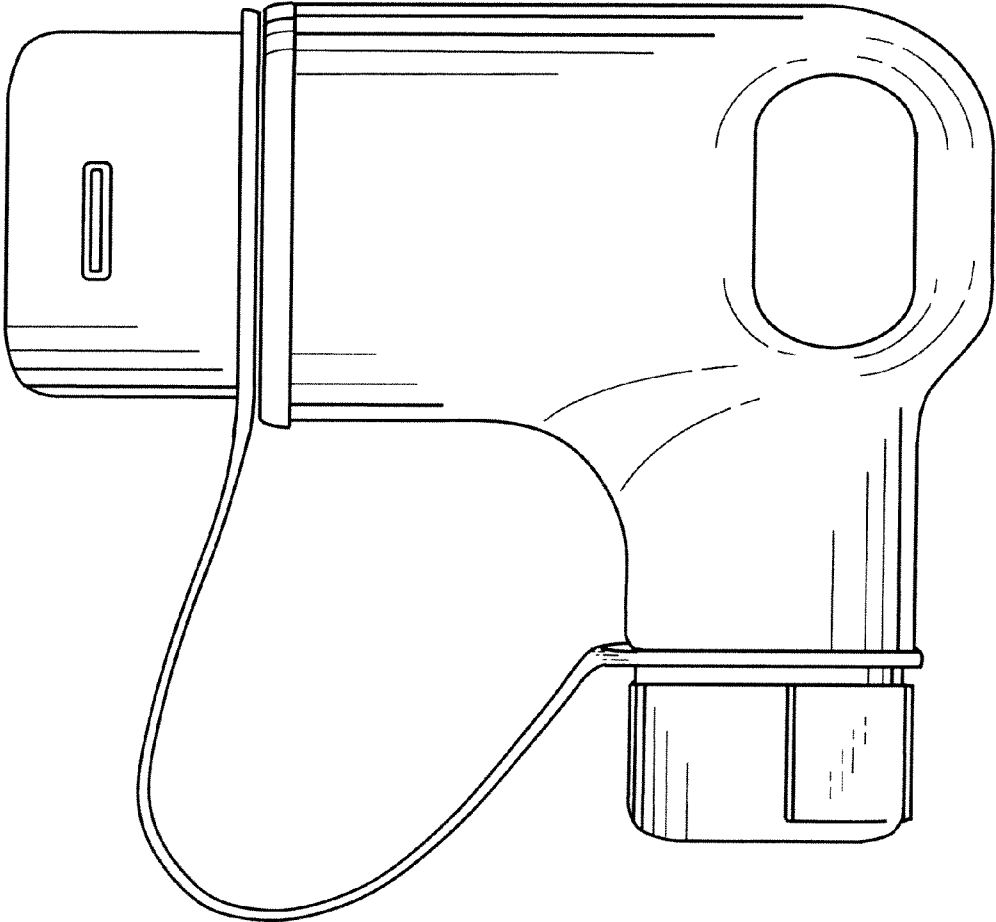


FIG. 6

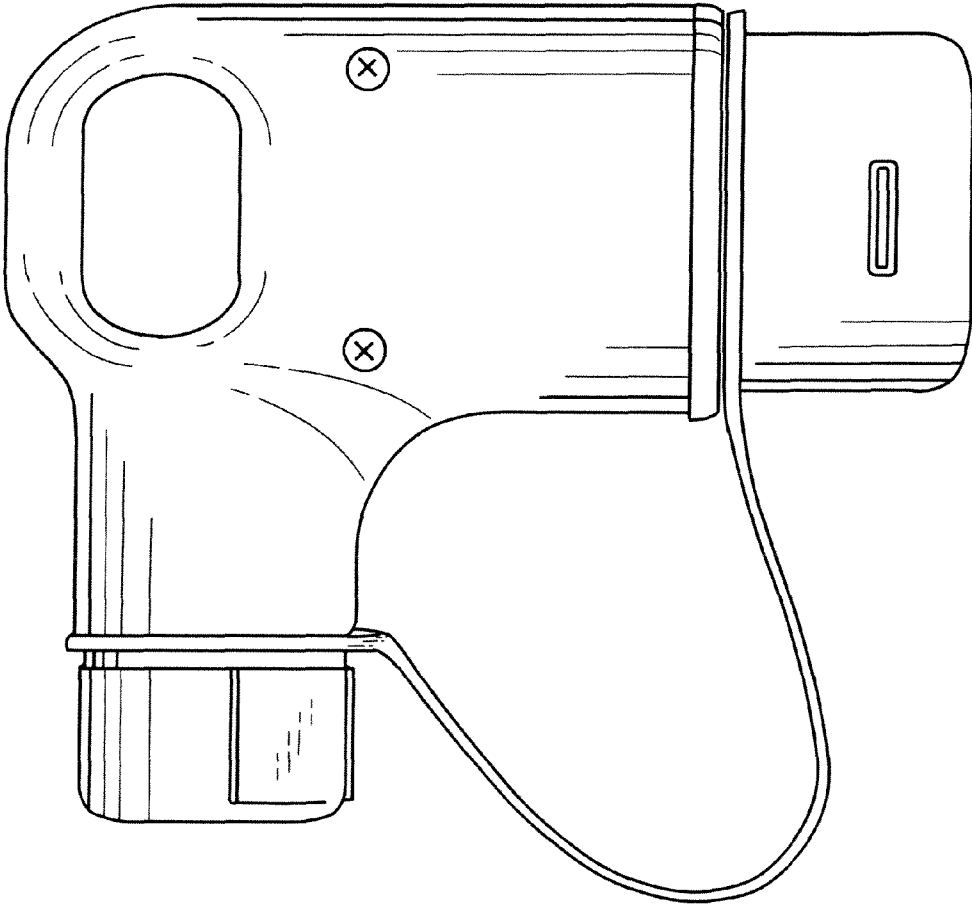


FIG. 7

