



US00D401239S

United States Patent [19]

[11] Patent Number: **Des. 401,239**

Delong

[45] Date of Patent: ****Nov. 17, 1998**

[54] **HEMISPHERICAL PAGER**

D. 371,788 7/1996 Kenning et al. D14/188

[76] Inventor: **David C. Delong**, 3312 Edenborn Ave.,
No. 105, Metairie, La. 70002

Primary Examiner—Ted Shooman
Assistant Examiner—Nanda Bondade
Attorney, Agent, or Firm—Pravel, Hewitt & Kimball

[**] Term: **14 Years**

[57] CLAIM

[21] Appl. No.: **74,096**

The ornamental design for a hemispherical pager, as shown and described.

[22] Filed: **Jul. 24, 1997**

[51] **LOC (6) Cl.** **14-03**

[52] **U.S. Cl.** **D14/191**

[58] **Field of Search** D14/188, 191,
D14/192, 299; 340/311.1; 455/100, 128,
344

DESCRIPTION

FIG. 1 is a front elevational view of a hemispherical pager showing my new design, the rear being unornamented; FIG. 2 is a left side elevational view; FIG. 3 is a top view thereof; and, FIG. 4 is a right side elevational view thereof.

[56] References Cited

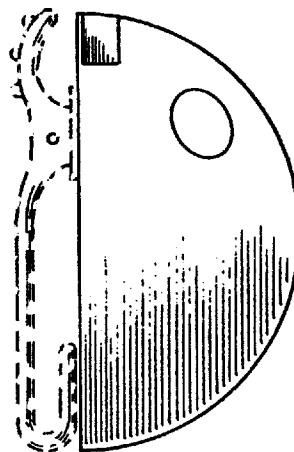
The bottom view of the hemispherical pager forms no part of the claimed design.

U.S. PATENT DOCUMENTS

The broken line showing a clip in FIGS. 2-4 is for illustrative purposes only and forms no part of the claimed design.

- D. 133,173 7/1942 Brooks, 2D D14/192
- D. 249,942 10/1978 Speakman D14/192
- D. 353,594 12/1994 Kawano et al. D14/191
- D. 366,260 1/1996 Hon et al. D14/191

1 Claim, 1 Drawing Sheet






FIG. 1

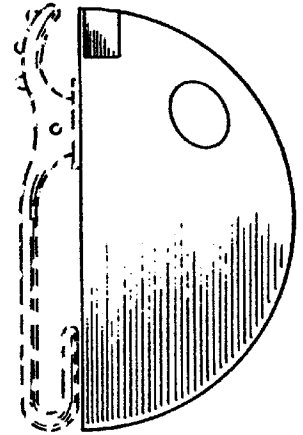


FIG. 2

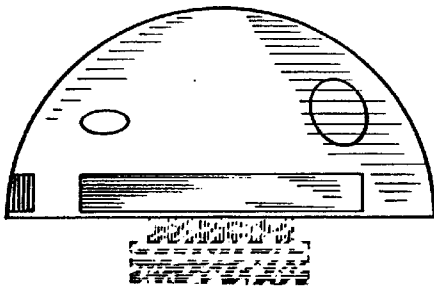


FIG. 3

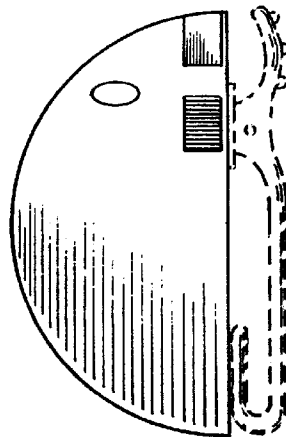


FIG. 4