



US00D720746S

(12) **United States Design Patent**
Chung

(10) **Patent No.:** **US D720,746 S**

(45) **Date of Patent:** **** *Jan. 6, 2015**

(54) **TABLET COMPUTER**

(71) Applicant: **Samsung Electronics Co., Ltd.**,
Suwon-si (KR)

(72) Inventor: **Jae-Woong Chung**, Sungnam-Si (KR)

(73) Assignee: **Samsung Electronics Co., Ltd.**,
Suwon-si (KR)

(*) Notice: This patent is subject to a terminal disclaimer.

(**) Term: **14 Years**

(21) Appl. No.: **29/464,852**

(22) Filed: **Aug. 21, 2013**

(30) **Foreign Application Priority Data**

Feb. 23, 2013 (KR) 30-2013-0009473

(51) **LOC (10) Cl.** **14-02**

(52) **U.S. Cl.**
USPC **D14/341**

(58) **Field of Classification Search**

USPC D14/341-347, 137, 138 R, 138 AA,
D14/138 C, 138 G, 496, 203.1, 203.3, 203.4,
D14/203.7, 129, 130, 147, 218, 248, 389,
D14/388, 426, 420; D10/65, 104.1;
D18/6-7; D21/324, 329, 330;
455/556.1, 556.2, 566, 575.1, 90.3;
379/433.04, 433.01, 433.06, 916;
345/173, 901, 905; 361/679.26, 679.3,
361/679.55, 679.56

See application file for complete search history.

(56) **References Cited**

U.S. PATENT DOCUMENTS

D504,889 S * 5/2005 Andre et al. D14/341
D636,391 S * 4/2011 Shen et al. D14/341

D645,833 S * 9/2011 Seflic et al. D14/138 G
D663,281 S * 7/2012 Hwang D14/138 G
D667,399 S * 9/2012 Koh D14/341
D669,468 S * 10/2012 Akana et al. D14/341
D670,286 S * 11/2012 Akana et al. D14/341
D670,692 S * 11/2012 Akana et al. D14/341
D671,514 S * 11/2012 Kim et al. D14/138 G
D671,939 S * 12/2012 Chung D14/374
D671,940 S * 12/2012 Kim D14/374
D677,660 S * 3/2013 Groene et al. D14/341
D678,271 S * 3/2013 Chiu D14/341
D681,583 S * 5/2013 Park D14/138 G
D685,783 S * 7/2013 Bryan et al. D14/341
D687,823 S * 8/2013 Ryu et al. D14/341
D689,482 S * 9/2013 Akana et al. D14/341
D690,297 S * 9/2013 Chang et al. D14/341
D690,299 S * 9/2013 Akana et al. D14/341
D690,300 S * 9/2013 Akana et al. D14/341
D691,104 S * 10/2013 Park D14/138 G
D691,996 S * 10/2013 Ohshima D14/341

(Continued)

Primary Examiner — Barbara Fox

(74) *Attorney, Agent, or Firm* — NSIP Law

(57) **CLAIM**

The ornamental design for a tablet computer, as shown and described.

DESCRIPTION

FIG. 1 is a front perspective view of a tablet computer showing my new design;

FIG. 2 is a front view thereof;

FIG. 3 is a rear view thereof;

FIG. 4 is a left-side view thereof;

FIG. 5 is a right-side view thereof;

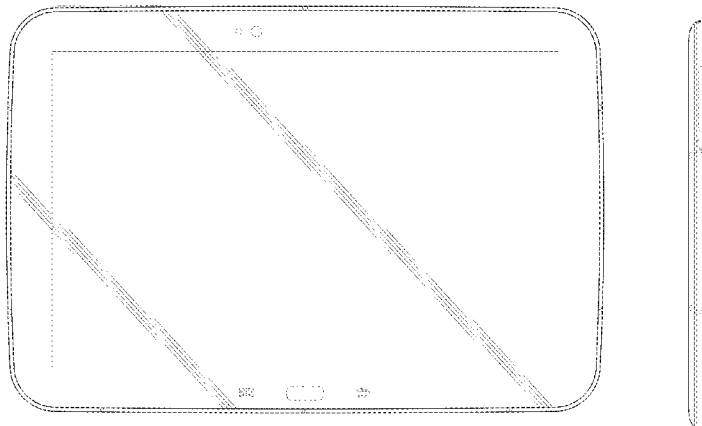
FIG. 6 is a top view thereof;

FIG. 7 is a bottom view thereof; and,

FIG. 8 is a rear perspective view thereof.

The broken lines shown in the drawings represent portions of the tablet computer which form no part of the claimed design. The shade lines in the figures show contour and not surface ornamentation.

1 Claim, 6 Drawing Sheets



(56)

References Cited

U.S. PATENT DOCUMENTS

D693,340 S * 11/2013 Ohshima D14/341
D694,212 S * 11/2013 Yuu et al. D14/138 G
D695,249 S * 12/2013 Kim et al. D14/138 G
D695,250 S * 12/2013 Kim et al. D14/138 G
D696,246 S * 12/2013 Kim D14/341
D696,247 S * 12/2013 Kim D14/341
D696,248 S * 12/2013 Lim et al. D14/341
D696,250 S * 12/2013 Wang et al. D14/341

D696,662 S * 12/2013 Song et al. D14/341
D698,353 S * 1/2014 Choi D14/341
D698,780 S * 2/2014 Lee D14/341
D698,785 S * 2/2014 Canizares et al. D14/341
D698,787 S * 2/2014 Kim D14/341
D701,202 S * 3/2014 Choi D14/341
D702,229 S * 4/2014 Lim et al. D14/341
D702,230 S * 4/2014 Toh et al. D14/341
D702,232 S * 4/2014 Choi D14/341
D702,233 S * 4/2014 Lee et al. D14/341
D705,779 S * 5/2014 Akana et al. D14/341

* cited by examiner

FIG. 1

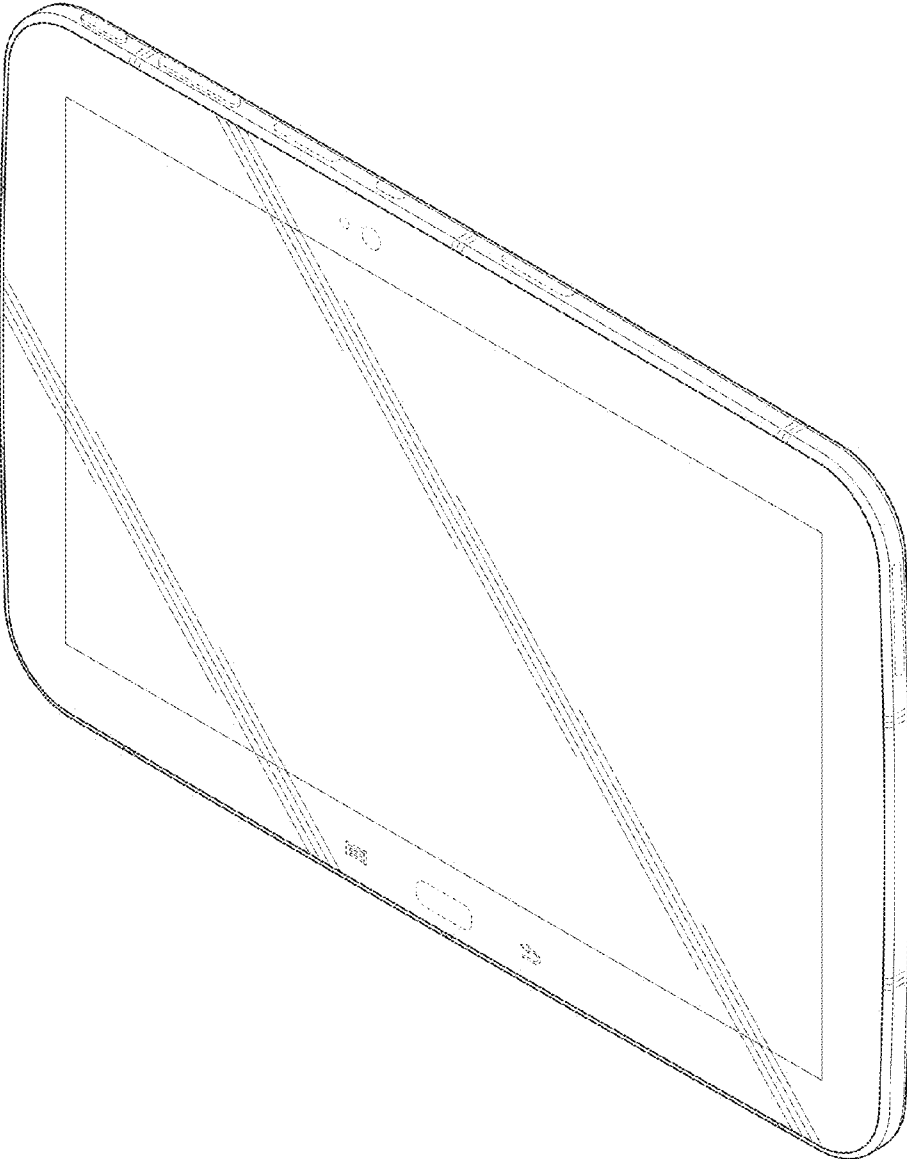


FIG. 2

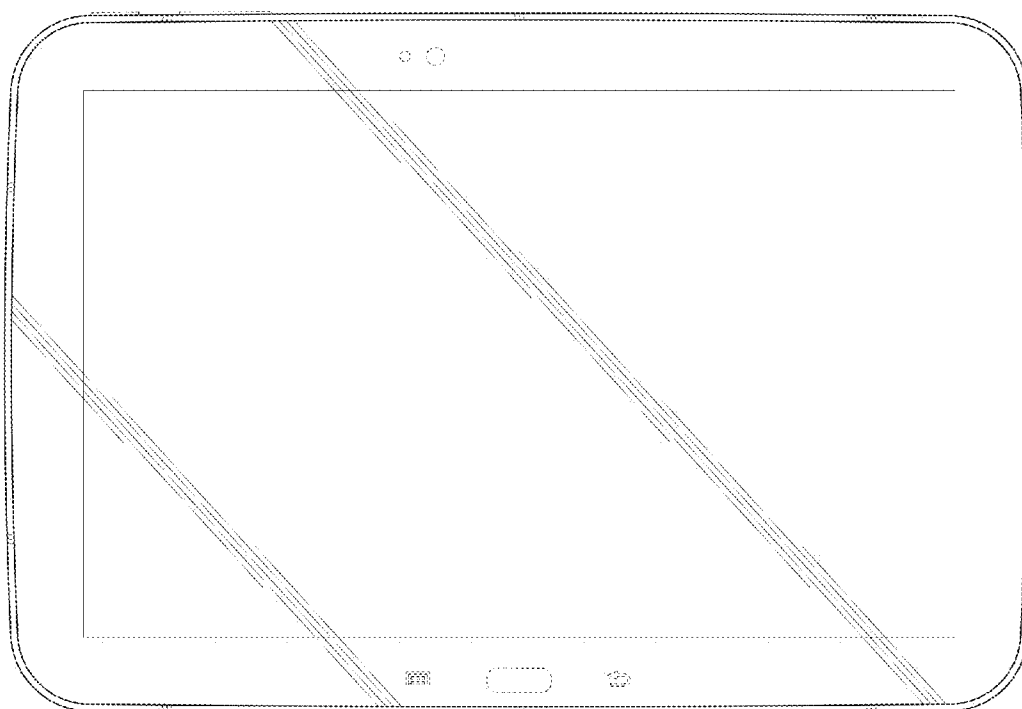


FIG. 3




FIG. 4



FIG. 5




FIG. 6




FIG. 7




FIG. 8

