

(19) World Intellectual Property Organization  
International Bureau



(43) International Publication Date  
18 November 2004 (18.11.2004)

PCT

(10) International Publication Number  
**WO 2004/100450 A1**

(51) International Patent Classification<sup>7</sup>: **H04L 12/28**

(21) International Application Number:  
PCT/IB2004/001466

(22) International Filing Date: 3 May 2004 (03.05.2004)

(25) Filing Language: English

(26) Publication Language: English

(30) Priority Data:  
60/469,194 9 May 2003 (09.05.2003) US  
60/503,849 17 September 2003 (17.09.2003) US

(71) Applicant (for all designated States except US): **KONINKLIJKE PHILIPS ELECTRONICS N.V.** [NL/NL]; Groenewoudseweg 1, NL-5621 BA Eindhoven (NL).

(72) Inventor; and

(75) Inventor/Applicant (for US only): **SOOMRO, Amjad** [US/US]; P.O. Box 3001, Briarcliff Manor, NY 10510-8001 (US).

(74) Common Representative: **KONINKLIJKE PHILIPS ELECTRONICS N.V.**; c/o Waxler, Aaron, P.O.Box 3001, Briarcliff Manor, NY 10510-8001 (US).

(81) Designated States (unless otherwise indicated, for every kind of national protection available): AE, AG, AL, AM, AT, AU, AZ, BA, BB, BG, BR, BW, BY, BZ, CA, CH, CN, CO, CR, CU, CZ, DE, DK, DM, DZ, EC, EE, EG, ES, FI, GB, GD, GE, GH, GM, HR, HU, ID, IL, IN, IS, JP, KE, KG, KP, KR, KZ, LC, LK, LR, LS, LT, LU, LV, MA, MD, MG, MK, MN, MW, MX, MZ, NA, NI, NO, NZ, OM, PG, PH, PL, PT, RO, RU, SC, SD, SE, SG, SK, SL, SY, TJ, TM, TN, TR, TT, TZ, UA, UG, US, UZ, VC, VN, YU, ZA, ZM, ZW.

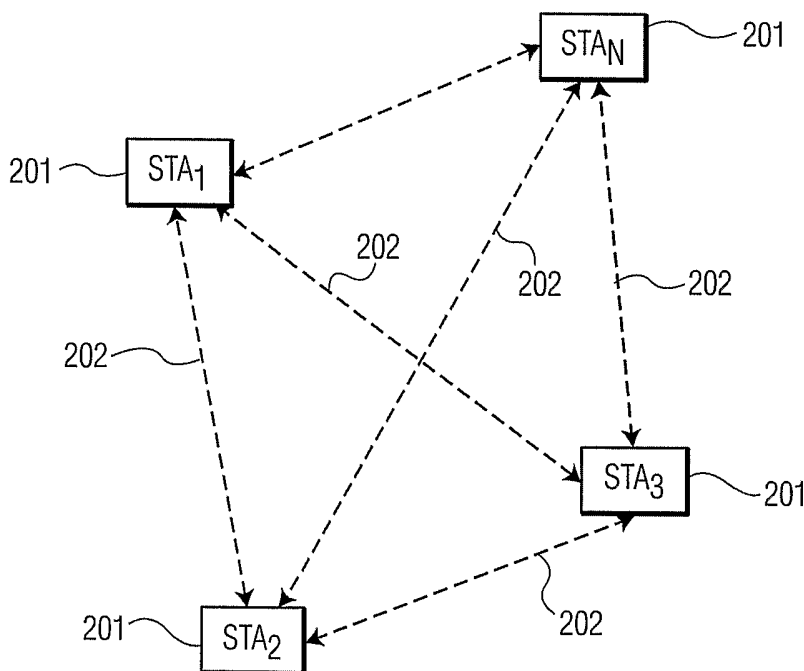
(84) Designated States (unless otherwise indicated, for every kind of regional protection available): ARIPO (BW, GH, GM, KE, LS, MW, MZ, NA, SD, SL, SZ, TZ, UG, ZM, ZW), Eurasian (AM, AZ, BY, KG, KZ, MD, RU, TJ, TM), European (AT, BE, BG, CH, CY, CZ, DE, DK, EE, ES, FI, FR, GB, GR, HU, IE, IT, LU, MC, NL, PL, PT, RO, SE, SI, SK, TR), OAPI (BF, BJ, CF, CG, CI, CM, GA, GN, GQ, GW, ML, MR, NE, SN, TD, TG).

**Declarations under Rule 4.17:**

— as to applicant's entitlement to apply for and be granted a patent (Rule 4.17(ii)) for the following designations AE, AG, AL, AM, AT, AU, AZ, BA, BB, BG, BR, BW, BY, BZ, CA, CH, CN, CO, CR, CU, CZ, DE, DK, DM, DZ, EC, EE, EG, ES, FI, GB, GD, GE, GH, GM, HR, HU, ID, IL, IN, IS,

[Continued on next page]

(54) Title: SYSTEM AND METHOD FOR MEASUREMENT REPORT TIME STAMPING TO ENSURE REFERENCE TIME CORRECTNESS



(57) Abstract: A system and method is provided that resolves a possible ambiguity in WLAN measurement reports by having a measuring entity include timer values in returned measurement reports. The time a measurement was requested to be performed and the actual time it was done by a measuring entity can be compared by the receiver to ensure that no ambiguities occurred.

WO 2004/100450 A1



- JP, KE, KG, KP, KR, KZ, LC, LK, LR, LS, LT, LU, LV, MA, MD, MG, MK, MN, MW, MX, MZ, NA, NI, NO, NZ, OM, PG, PH, PL, PT, RO, RU, SC, SD, SE, SG, SK, SL, SY, TJ, TM, TN, TR, TT, TZ, UA, UG, UZ, VC, VN, YU, ZA, ZM, ZW, ARIPO patent (BW, GH, GM, KE, LS, MW, MZ, NA, SD, SL, SZ, TZ, UG, ZM, ZW), Eurasian patent (AM, AZ, BY, KG, KZ, MD, RU, TJ, TM), European patent (AT, BE, BG, CH, CY, CZ, DE, DK, EE, ES, FI, FR, GB, GR, HU, IE, IT, LU, MC, NL, PL, PT, RO, SE, SI, SK, TR), OAPI patent (BF, BJ, CF, CG, CI, CM, GA, GN, GQ, GW, ML, MR, NE, SN, TD, TG)*
- as to the applicant's entitlement to claim the priority of the earlier application (Rule 4.17(iii)) for all designations
- Published:**
- with international search report
- before the expiration of the time limit for amending the claims and to be republished in the event of receipt of amendments
- For two-letter codes and other abbreviations, refer to the "Guidance Notes on Codes and Abbreviations" appearing at the beginning of each regular issue of the PCT Gazette.

SYSTEM AND METHOD FOR MEASUREMENT REPORT TIME  
STAMPING TO ENSURE REFERENCE TIME CORRECTNESS

5           The present invention relates to Local Area Network communication, and more particularly to a system and method for time stamping a measurement report that ensures correctness of a reference time.

          In general, there are two variants of WLANs: infrastructure-based and ad hoc-type. In the former network, communication typically takes place only between the wireless nodes, called stations (STA), and an access point (AP) that is also a STA., which together  
10           form a basic service set (BSS). Communication takes place directly between wireless nodes (STAs) which form an independent basic service set (IBSS) in the ad hoc-type network.

          In a WLAN, measurements are requested and reported between Radio  
15           Measurement-capable STAs. Measurements on non-serving channels are dedicated measurements, requiring the measuring STA to interrupt its normal operation, switch channels and acquire radio measurements. Measurements on a serving channel are executed by a STA as concurrent measurements. While a Measurement-capable STA is responsible for decoding and interpreting each Measurement Report Frame and assessing  
20           its impact on its own performance, the execution of some Measurement requests is optional and may be ignored by a receiving STA if its execution would significantly degrade the STA's performance.

          A STA may measure one or more channels itself or a STA may request other STAs in the same BSS or IBSS to measure one or more channels on its behalf. When requesting  
25           other STAs to measure one or more channels, a STA employs a Measurement Request Frame specifying therein at least one Measurement Request element.

          The Institute of Electrical and Electronics Engineers (IEEE) 802.11-1999 standard is a protocol standard for wireless LANs (WLANs) that focuses on the media access control (MAC) and physical (PHY) layers and is hereby incorporated by reference as if  
30           fully set forth herein. In the IEEE 802.11(h) and IEEE 802.11(k) draft supplements to this standard, which are hereby incorporated by reference as if fully set forth herein, measurement requests include a time reference specifying when a requested measurement is to be started. For example, as illustrated in FIG. 1A, a Measurement Offset parameter

100 and an Activation Delay parameter 101 together specify the reference time in IEEE TGh and TGk. Activation Delay is the measurement activation delay in number of target beacon transmission times (TBTTs) and Measurement Offset is the measurement offset in timer units (TUs). FIG. 1B illustrates the measurement requests allowed.

5           Due to channel conditions, more than one attempt may be made to communicate a measurement request to a destination station (STA). At the receiving STA, if more than one copy of the same measurement request is received, then the STA discards the most recently received duplicate packets. This is according to the protocol specified in the IEEE 802.11 standard.

10           The discard of duplicate frames at the receiving STA, according to the IEEE 802.11 protocol, may result in the requesting and receiving STA each having a different reference beacon from which each references measurement start times. For example, if a measurement request is intended to be transmitted in one beacon period and, due to channel conditions, the recipient STA receives the frame correctly while its ACK is not  
15 received back at the transmitting STA, and if subsequently the measurement request is successfully transmitted in another beacon period, then, at the transmitting and receiving stations the reference beacons differ.

          Embodiments of the present invention provide a method and system that resolves the ambiguity in a WLAN measurement report by including timer values in measurement  
20 reports. The time a measurement is requested to be performed and the actual time the measurement is made can then be compared by the requestor to ensure that no ambiguity occurs. In an embodiment of the present invention for an IEEE 802.11 WLAN, time synchronization function (TSF) timer values are included in measurement reports.

          In a preferred embodiment, a Measurement Report Frame and element are modified  
25 to contain a field with an absolute time reference. For an IEEE 802.11 WLAN the absolute time reference is the value of TSF time (or part thereof) when requested measurements start. In all embodiments, comparison is made between the intended (requested) time to start the measurements and the time measurements actually started to ensure that no protocol ambiguities occurred.

30           FIG. 1A illustrates parameters of a service primitive that requests the transmission of a measurement request to a peer entity in a WLAN;

          FIG. 1B illustrates the measurement requests allowed in a WLAN;

FIG. 2A is a simplified block diagram illustrating the architecture of a basic service set (BSS) wireless communication system whereto embodiments of the present invention are to be applied;

FIG. 2B is a simplified block diagram illustrating the architecture of an ad hoc-type independent basic service set (IBSS) wireless communication system whereto  
5 embodiments of the present invention are to be applied;

FIG. 3 illustrates a simplified block diagram of an access point (AP) and each station (STA) within a particular basic service set (BSS) or independent basic service set (IBSS) according to an embodiment of the present invention;

FIG. 4 illustrates a Measurement Report Frame format according to an embodiment  
10 of the present invention;

FIG. 5A illustrates a Measurement Report Element format according to an embodiment of the present invention; and

FIG. 5B illustrates a Measurement Report mode field of the Measurement Report  
15 Element illustrated in FIG. 5A, according to an embodiment of the present invention.

In the following description, by way of explanation rather than limitation, specific details are set forth such as the particular architecture, interfaces, techniques, etc., in order to provide a thorough understanding of the present invention. However, it will be apparent to those skilled in the art that the present invention may be practiced in other wireless  
20 network embodiments that depart from these specific details.

FIG. 2A is a representative infrastructure basic service set (BSS) wireless network whereto embodiments of the present invention are to be applied. As shown in FIG. 2A, an access point (AP) 200 is coupled to a plurality of mobile stations (STA<sub>i</sub>) 201, which, through wireless links 202 are communicating with each other and the AP via a plurality of  
25 wireless channels. A key principle of the present invention is to provide a mechanism to time stamp reports of measurements taken by the STA<sub>i</sub> 201 so that protocol ambiguities can be avoided should they occur and, therefore, makes it possible to employ corrective actions after the fact. It should be noted that the network shown in FIG. 2 is small for purposes of illustration. In practice most networks would include a much larger number of mobile  
30 STA<sub>i</sub> 201. FIG. 2B is a representative ad hoc-type independent basic service set (IBSS) wireless network whereto embodiments of the present invention are to be applied. As

shown in FIG. 2B, a plurality of mobile stations (STA<sub>i</sub>) 201 communicate with each other through wireless links 202 without any AP.

Referring to FIG. 3, the AP 200 and each STA<sub>i</sub> 201 within the WLAN of FIGs. 2A and B may include a system with an architecture that is illustrated in the block diagram of FIG. 3. Both the AP 200 and each STA<sub>i</sub> 201 may include a receiver 301, a demodulator 302, a measurement circuit 303, a memory 304, a control processor 305, a timer 306, a modulator 307, and a transmitter 308. The exemplary system 300 of FIG. 3 is for descriptive purposes only. Although the description may refer to terms commonly used in describing particular mobile stations, the description and concepts equally apply to other processing systems, including systems having architectures dissimilar to that shown in FIG. 3.

In a preferred embodiment, the receiver 301 and the transmitter 308 are coupled to an antenna (not shown) to convert received measurement reports and transmit desired measurement requests into corresponding digital data via the demodulator 302 and the modulator 307, respectively. The measurement acquisition circuit operates under the control of the processor 305 to process received Measurement Report Frames comprising measurements and corresponding time stamps or to make requested or periodic measurements (autonomously) in which measurements are conveyed along with corresponding time stamps in Measurement Report Frames. FIG. 1B shows possible requestor and measurer combinations for both IBSS and BSS IEEE 802.11 WLANs embodiments of the present invention. The timer 306 is used to set the time stamp in the Measurement Report Frames that indicates the start time of the measurement being reported.

FIG. 4 illustrates a format for a Measurement Report Frame body 400 according to a preferred embodiment of the present invention. In an IEEE 802.11 WLAN embodiment of the present invention, the Measurement Report Frame body 400 uses an Action frame body format and is transmitted by a STA 201 in response to a Measurement Request Frame or by a STA 201 autonomously providing measurement information. In all embodiments, the Category field 401 is set equal to a value indicating a Radio Measurement category or Spectrum Management category. The Action field 402 is set equal to a value indicating a Measurement Report is contained therein. The Dialog Token field 403 is set equal to a value in a corresponding Measurement Request Frame. If the Measurement Report Frame

400 is not being transmitted in response to a Measurement Request Frame then the Dialog Token field 402 is set equal to zero. In a preferred embodiment, at least one of (1) the Time Stamp field 404 of a Measurement Report Frame contains the value of an absolute time reference at the time when the STA started measuring the first reported measurement and (2) at least one Measurement Report Element 405 500 is time-stamped 504. The Measurement Report Elements field 405 contains at least one Measurement Report Elements 500, as illustrated in FIG. 5A. The number of Measurement Report elements 500 and length of the Measurement Report Elements field 405 in a Measurement Report Frame 400 is limited by the maximum allowed medium access control (MAC) management protocol data unit (MMPDU) size.

Each Measurement Report Element 500 contains a measurement report of a measurement made by a STA 201. The format of a Measurement Report Element 500 of a preferred embodiment is shown in FIG. 5B. The Element ID field 501 is set to an identifier assigned by a corresponding measurement request (e.g., according to IEEE 802.11 standard it is 39 for Measurement report.) The Length field 502 is variable and depends on the length of the Measurement Report field 507. The minimum value of the Length field is 3 (e.g., reporting a Measurement Mode equal to Incapable or Refused and using a zero-length Measurement Report field). The Measurement Token field 503 is set equal to the Measurement Token in the corresponding measurement request. If the Measurement Report element is being sent autonomously by a STA then the Measurement Token field 503 is set equal to zero. The Time Stamp field 504 is set to the value of an absolute timer when the requested measurement is started for each Measurement Element reported in a Measurement Report Frame 400, which is a TSF timer value for an IEEE 802.11 embodiment of the present invention. It should be noted that either or both Time-Stamp fields 404 and 504 can be present in a Measurement Report.

The inclusion of the actual time 504 of a Measurement Element 500 increases the confidence level of the measurement and when several STAs 201 report the same measurement at close but different time actual times 504, this confidence level is further enhanced. In addition, the frequency of transmitted and requested measurement reports helps guide STAs 201 in requesting and making measurement reports, e.g., if a report is received by a STA 201 at 1:00 and 1:05 the STA 201 can request or report measurements at 1:10 to obtain or provide, respectively, a reliable measurement of a given element(s).

While the preferred embodiments of the present invention have been illustrated and described, it will be understood by those skilled in the art that various changes and modifications may be made, and equivalents may be substituted for elements thereof without departing from the true scope of the present invention. In addition, many  
5 modifications may be made to adapt to a particular situation and the teaching of the present invention without departing from its central scope. Therefore it is intended that the present invention not be limited to the particular embodiment disclosed as the best mode contemplated for carrying out the present invention, but that the present invention include all embodiments falling within the scope of the appended claims.

10

## Claims:

1. A method for creating a measurement report (400) among a plurality of stations (201) in a wireless local area network (WLAN), comprising the steps of:
  - 5 receiving (301) by a measurement capable station (201) of said plurality of stations (201) a measurement request for at least one measurement report element (500) to be made at a given time;
    - recording by the measurement capable station (201) said at least one measurement report element (500);
    - 10 creating by the measurement capable station (201) a measurement report (400) comprising said at least one measurement report element (500) as one of measurement report elements contained therein (405);
      - respectively time-stamping (404, 504) with an absolute time reference at least one of said at least one recorded measurement report element (500) and said measurement
      - 15 report (400); and
        - transmitting (308) by the measurement capable station said created measurement report.
  2. The method of claim 1, wherein said time-stamping step further comprises
    - 20 the step of setting by the measurement capable station each said absolute time reference to a time synchronization function (TSF) timer value (306).
  3. The method of claim 1, further comprising the steps of:
    - if at least one measurement element has been time-stamped with an absolute time
    - 25 reference (504),

determining by the measurement capable station (201) an earliest said absolute time reference (504) of a measurement report element, and

setting by the measurement capable station (201) said measurement report time-stamp (404) to said determined earliest absolute time reference of a measurement report element.

5

4. The method of claim 3, wherein said time-stamping step further comprises the step of setting by the measurement capable station (201) each said absolute time to a time synchronization function (TSF) timer value (306).

10

5. The method of claim 1, wherein said creating step further comprises the step of including in said measurement report a plurality of fields formatted as one of

	<b>Category</b> <u>401</u>	<b>Action</b> <u>402</u>	<b>Dialog Token</b> <u>403</u>	<b>reserved</b> <u>404</u>	<b>Measurement Report Elements</b> <u>405</u>
<b>Octets:</b>	<b>1</b>	<b>1</b>	<b>1</b>	<b>8</b>	<b>variable</b>

and

	<b>Category</b> <u>401</u>	<b>Action</b> <u>402</u>	<b>Dialog Token</b> <u>403</u>	<b>Time Stamp</b> <u>404</u>	<b>Measurement Report Elements</b> <u>405</u>
<b>Octets:</b>	<b>1</b>	<b>1</b>	<b>1</b>	<b>8</b>	<b>variable</b>

15

the fields being -

a Category field (401) that is set equal to a value indicating a Radio Measurement category or Spectrum Management category,

an Action field (402) that is set equal to a value indicating a measurement report (500) is contained therein,

a Dialog Token field (403) that is set equal to a value in a corresponding measurement request or, if the measurement report is not being transmitted in response to a measurement request, is set equal to zero,

an optional Time Stamp field that contains the value of an absolute timer reference (306) at the time when the measurement capable station performed the first measurement of the measurement report elements (405) reported in the measurement report (400), and

a Measurement Report Elements field (405) that contains a number of said measurement report elements 500, said number being at least one, said measurement report elements field (404) having a combined length and a plurality of sub-fields and being formatted as

	Element ID	Length	Measurement Token	Time Stamp	Measurement Mode	Measurement Type	Measurement Report
	<u>501</u>	<u>502</u>	<u>503</u>	<u>504</u>	<u>505</u>	<u>506</u>	<u>507</u>
Octets:	1	1	1	8	1	1	variable

the subfields being -

an Element ID subfield (501) that is set to an identifier assigned to the requested Measurement Report,

a Length subfield (502) that is variable with a minimum value of 3,

a Measurement Token subfield (503) that is set equal to a Measurement Token in a corresponding Measurement Request Element of a measurement request or if the Measurement Report Element (500) is being sent autonomously by the measurement capable station then the Measurement Token (503) field is set equal to zero,

an optional Time-Stamp field (505) that is set to the value of an absolute timer (306) when the reported measurement is started,

a Measurement Mode subfield (505) is a bit field that qualifies the type of measurement request being made,

5 a Measurement Type subfield (506) that is set to an identifier that identifies the type of a measurement request, and

a Measurement Report field (507) comprising at least one Measurement Report Element (500),

wherein, at least one of the Measurement Report Time Stamp (404) and a Measurement  
10 Element Report Time-Stamp (504) is present.

6. The method of claim 5, wherein:

the WLAN is an IEEE 802.11 WLAN;

15 the Element Id (501) is set to a unique identifier specified by an IEEE 802.11 standard;

each Time Stamp field (404, 504) is a time synchronization function (TSF) timer value (306); and

the combined length of the measurement report elements (405) is less than or equal  
20 to the maximum allowed medium access control (MAC) management protocol data unit (MMPDU) size.

7. A method for creating an autonomous measurement report (400) having at least one measurement report element (500), among a plurality of stations (201) in a  
25 wireless local area network, comprising the steps of:

recording by a measurement capable station (201) of said plurality of stations (201) at least one pre-determined measurement report element (500);

optionally time-stamping with an absolute time reference by the measurement capable station (201) said at least one recorded measurement report element;

5           creating by the measurement capable station an autonomous measurement report (400) comprising said at least one measurement report element (500);

optionally time-stamping with an absolute time reference of the earliest time of a measurement report element contained therein said autonomous measurement report (400), and

10           transmitting (308) by the measurement capable station said autonomous measurement report (400),

wherein, at least one of said autonomous measurement report time-stamp (504) and said at least one measurement report element time-stamp (404) is included in said autonomous measurement report (400).

15

8.       The method of claim 7, wherein each said time-stamping step further comprises the step of setting by the measurement capable station (201) each said absolute time-stamp (404, 504) to a time synchronization function (TSF) timer value.

20

9.       A method for ensuring correctness of a time reference of a requested measurement among a plurality of stations (STAs) (201) in a wireless local area network (WLAN), comprising the steps of:

transmitting (308) by a first station (201) a request for at least one time-stamped measurement report element to be performed at a given time;

receiving (301) by a second station both the measurement request and a corresponding measurement report (400) comprising the requested at least one measurement report element (500) and at least one time-stamp (404, 504) comprising an absolute time reference of when the measurement (507) recorded therein was done;

5 comparing by the second station (201) the given time of the measurement request with the at least one time-stamp (404, 504) to determine correctness of the time-stamp.

10. The method of claim 9, wherein said receiving step further comprises the step of receiving in said measurement report (400) a plurality of fields formatted as one of

	<b>Category</b>	<b>Action</b>	<b>Dialog Token</b>	<b>reserved</b>	<b>Measurement Report Elements</b>
	<u>401</u>	<u>402</u>	<u>403</u>	<u>404</u>	<u>405</u>
<b>Octets:</b>	<b>1</b>	<b>1</b>	<b>1</b>	<b>8</b>	<b>variable</b>

10

and

	<b>Category</b>	<b>Action</b>	<b>Dialog Token</b>	<b>Time Stamp</b>	<b>Measurement Report Elements</b>
	<u>401</u>	<u>402</u>	<u>403</u>	<u>404</u>	<u>405</u>
<b>Octets:</b>	<b>1</b>	<b>1</b>	<b>1</b>	<b>8</b>	<b>variable</b>

the fields being -

15 a Category field (401) that is set equal to a value indicating a Radio Measurement category or Spectrum Management category;

an Action field (402) that is set equal to a value indicating a measurement report is contained therein;

a Dialog Token field (403) that is set equal to a value in a corresponding measurement request or, if the measurement report is not being transmitted in response to a measurement request, is set equal to zero;

an optional Time Stamp field (404) that contains the value of a timer (306) at the time when the measurement capable station started measuring the first reported measurement;

a Measurement Report Elements (405) field that contains a number of said measurement report elements (500), said number being at least one, said Measurement Report Elements field (405) having a combined length and a plurality of subfields and being formatted as

	Element ID	Length	Measurement Token	Time Stamp	Measurement Mode	Measurement Type	Measurement Report
	<u>501</u>	<u>502</u>	<u>503</u>	<u>504</u>	<u>505</u>	<u>506</u>	<u>507</u>
Octets:	1	1	1	8	1	1	variable

the subfields being -

an Element ID subfield (501) that is set to an identifier assigned to the requested Measurement Report,

a Length subfield (502) that is variable with a minimum value of 3,

a Measurement Token subfield (503) that is set equal to the Measurement Token in the corresponding Measurement Request element or if the Measurement Report element (500) is being sent autonomously by the measurement capable station (201) then the Measurement Token field (503) is set equal to zero,

an optional Time-Stamp field (505) that is set to the value of an absolute timer (306) when the reported measurement is started for each measurement element reported in a Measurement Report Frame,

a Measurement Mode field (505) is a bit field that qualifies the type of measurement report being made,

a Measurement Type field (506) that is set to a number that identifies the type of a measurement being reported; and

5 a Measurement Report field (507) that contains the reported measurement, wherein at least one of the Measurement Report Time Stamp and Measurement Element Report Time Stamps is present.

11. The method of claim 10, wherein:

10 the WLAN is an IEEE 802.11 WLAN;

the Element Id (501) is set to a unique identifier set by an IEEE 802.11 standard;

each said Time Stamp (504) is a time synchronization function (TSF) timer value (306); and

15 the combined length of the measurement report elements is less than or equal to the maximum allowed medium access control (MAC) management protocol data unit (MMPDU) size.

12. The method of claim 10, wherein said receiving (301) step further comprises the step of receiving a measurement report having each said Time Stamp (404,  
20 405) set using a time synchronization function (TSF) timer value (306).

13. An apparatus configured for resource measurement among a plurality of stations in a wireless local area network (WLAN), comprising:

a receiver (301) for receiving an incoming signal;

a measurement acquisition circuit (303) that measures resources of said incoming signal received therein as at least one measurement report element (500);

a timer (306) that provides an absolute time reference;

a control processor (305), coupled to said measurement acquisition circuit (303) and said timer (306) and beginning at a predetermined absolute time, configured to acquire at least one measurement report element of said incoming signal and optionally associate one of (1) an absolute time reference (306) of the start of the first measurement reported (500) within a measurement report (400) as a time-stamp (404) and (2) an absolute time reference (306) of the start of each measurement report element reported therein (507) with a measurement report element time-stamp (504).

14. The apparatus of claim 13, further comprising:

a memory (304), coupled to said control processor (305) to store said obtained measurement report elements (500) and optionally said associated measurement report element time-stamps (504); and

wherein, said control processor (305) is further configured to compare the predetermined absolute time with at least one said absolute time-stamp (404, 504) to determine correctness of said at least one absolute time-stamp (404, 504).

15. The apparatus of claim 14, further comprising a transmitter that transmits a measurement report comprising a plurality of fields formatted as one of

	<b>Category</b>	<b>Action</b>	<b>Dialog Token</b>	<b>reserved</b>	<b>Measurement Report Elements</b>
	<u><b>401</b></u>	<u><b>402</b></u>	<u><b>403</b></u>	<u><b>404</b></u>	<u><b>405</b></u>
<b>Octets:</b>	<b>1</b>	<b>1</b>	<b>1</b>	<b>8</b>	<b>Variable</b>

and

	<b>Category</b>	<b>Action</b>	<b>Dialog Token</b>	<b>Time Stamp</b>	<b>Measurement Report Elements</b>
	<u>401</u>	<u>402</u>	<u>403</u>	<u>404</u>	<u>405</u>
<b>Octets:</b>	<b>1</b>	<b>1</b>	<b>1</b>	<b>8</b>	<b>variable</b>

the fields being -

5

a Category field (401) that is set equal to a value indicating a Radio Measurement category or Spectrum Management category;

an Action field (402) that is set equal to a value indicating a measurement report is contained therein;

10

a Dialog Token field (403) that is set equal to a value in a corresponding measurement request or, if the measurement report is not being transmitted in response to a measurement request, is set equal to zero;

an optional Time Stamp field (404) that contains the value of a timer (306) at the time when the measurement capable station started measuring the first reported

15

measurement;

a Measurement Report Elements 405 field that contains a number of said measurement report elements (500), said number being at least one, said Measurement Report Elements field (405) having a combined length and a plurality of subfields and being formatted as

	Element ID	Length	Measurement Token	Time Stamp	Measurement Mode	Measurement Type	Measurement Report
	<u>501</u>	<u>502</u>	<u>503</u>	<u>504</u>	<u>505</u>	<u>506</u>	<u>507</u>
Octets:	1	1	1	8	1	1	variable

the subfields being -

- an Element ID subfield (501) that is set to an identifier assigned to the requested
- 5 Measurement Report,
  - a Length subfield (502) that is variable with a minimum value of 3,
  - a Measurement Token subfield (503) that is set equal to the Measurement Token in the corresponding Measurement Request element or if the Measurement Report element (500) is being sent autonomously by the measurement capable station (201) then the
  - 10 Measurement Token field (503) is set equal to zero,
    - an optional Time-Stamp field (505) that is set to the value of an absolute timer (306) when the reported measurement is started for each measurement element reported in a Measurement Report Frame,
    - a Measurement Mode field (505) is a bit field that qualifies the type of
    - 15 measurement report being made,
      - a Measurement Type field (506) that is set to a number that identifies the type of a measurement being reported; and
      - a Measurement Report field (507) that contains the reported measurement,
  - 20 wherein at least one of the Measurement Report Time Stamp and Measurement Element Report Time Stamps is present.

16. The apparatus of claim 15, wherein:  
the WLAN is an IEEE 802.11 WLAN;  
the Element Id (501) is set to a unique identifier specified by an IEEE 802.11  
5 standard;  
each said Time-Stamp (404, 504) is a time synchronization function (TSF) timer  
value (306); and  
the combined length of the measurement report elements is less than or equal to the  
maximum allowed medium access control (MAC) management protocol data unit  
10 (MMPDU) size.

17. The apparatus of claim 15, further comprising a receiver (301) for receiving  
a measurement request comprising at least one measurement request element to be  
measured and reported as a measurement report element (500) and the predetermined time  
15 to start measuring.

18. The apparatus of claim 17, wherein said measurement request is transmitted  
by a station (201) of said plurality of stations (201).

20 19. The apparatus of claim 17, wherein said measurement request is transmitted  
by an access point (200) of said plurality of stations (201).

1/6

		0 = 255	0 = 255	0 = 255	

101

100

FIG. 1A

BSS	AP	STA		
	STA	AP		
	STA	STA		
IBSS	STA	STA		

FIG. 1B

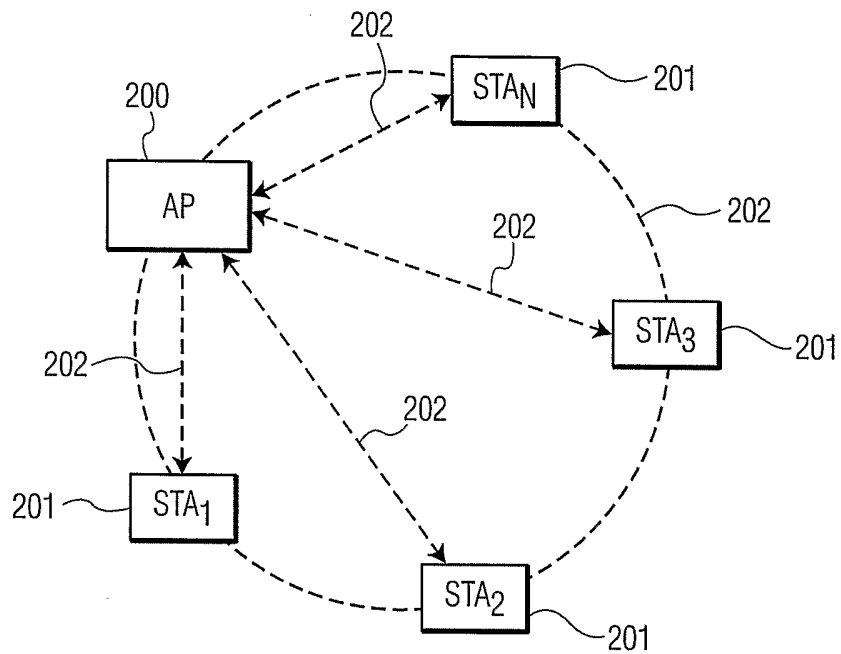


FIG. 2A

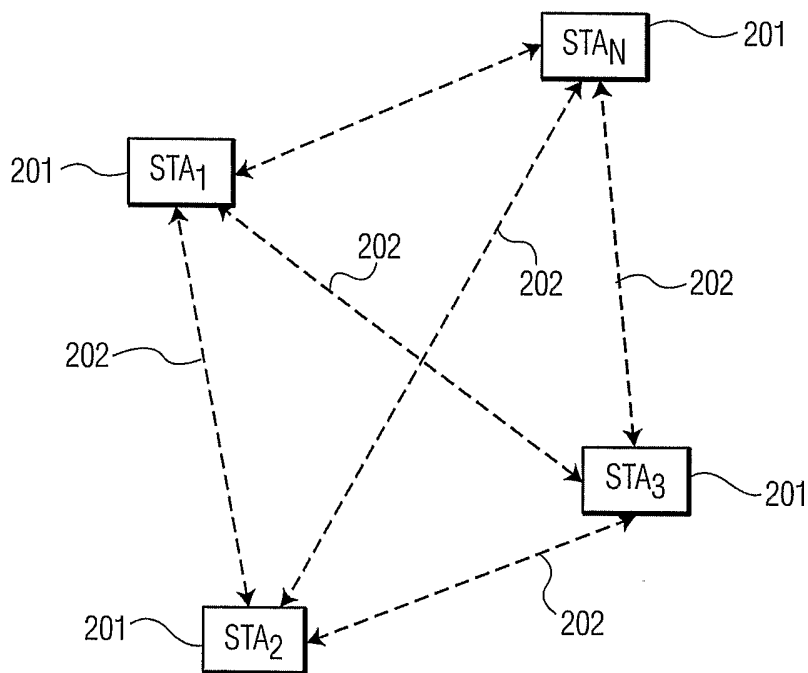


FIG. 2B

4/6

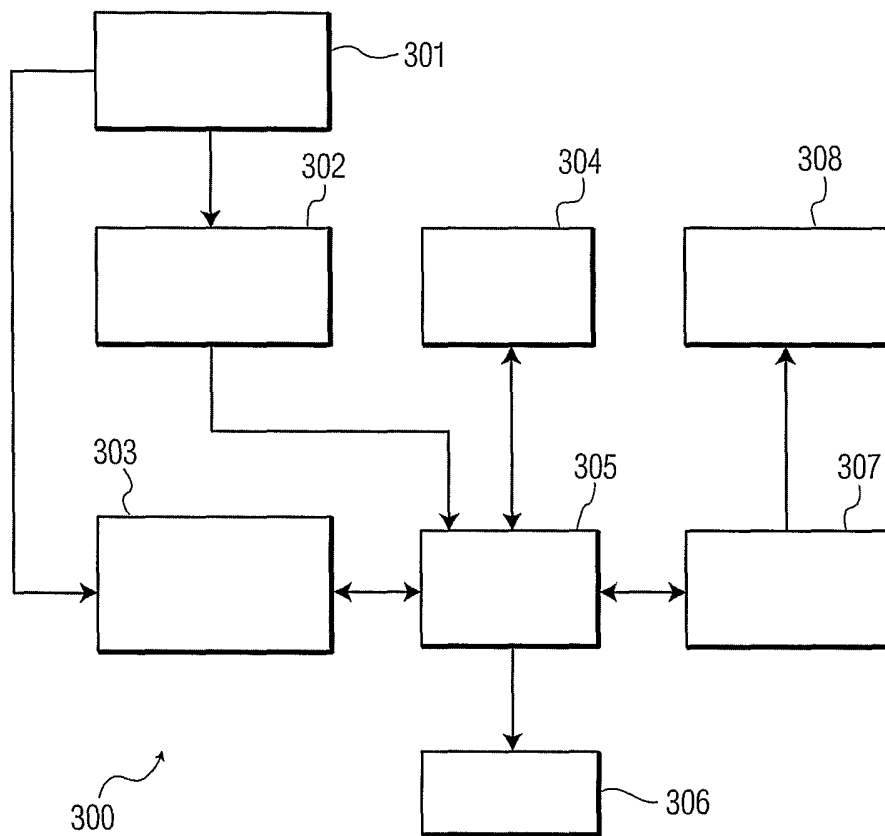


FIG. 3

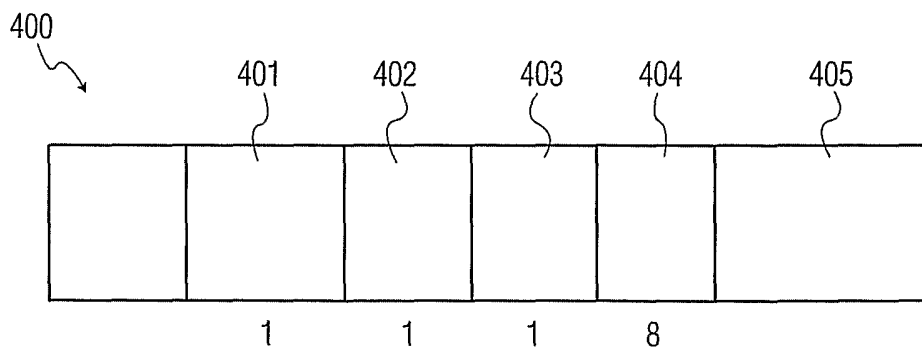


FIG. 4

500 ↗

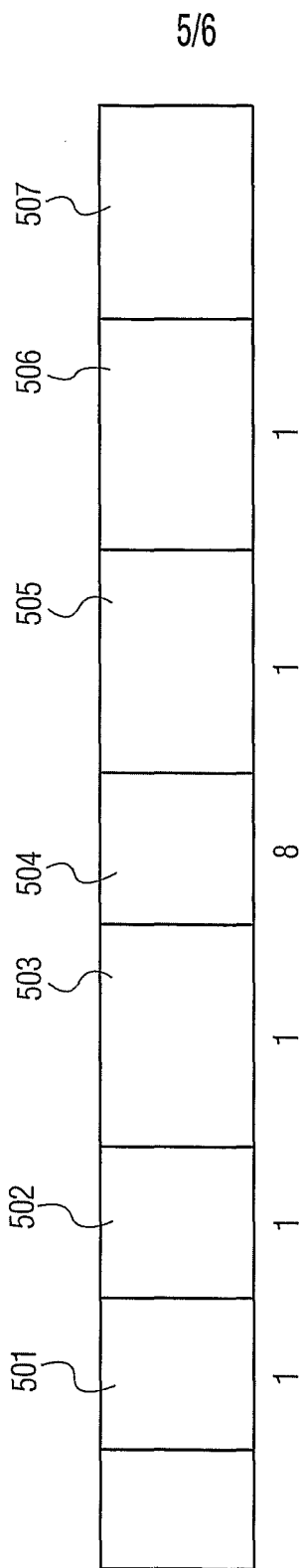


FIG. 5A

6/6

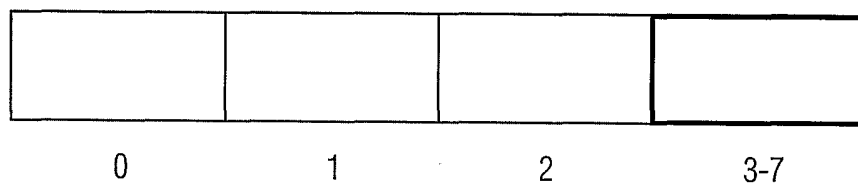


FIG. 5B

**INTERNATIONAL SEARCH REPORT**

International Application No  
PCT/IB2004/001466

<b>A. CLASSIFICATION OF SUBJECT MATTER</b> IPC 7 H04L12/28		
According to International Patent Classification (IPC) or to both national classification and IPC		
<b>B. FIELDS SEARCHED</b> Minimum documentation searched (classification system followed by classification symbols) IPC 7 H04L H04Q		
Documentation searched other than minimum documentation to the extent that such documents are included in the fields searched		
Electronic data base consulted during the international search (name of data base and, where practical, search terms used) EPO-Internal, WPI Data, PAJ		
<b>C. DOCUMENTS CONSIDERED TO BE RELEVANT</b>		
Category °	Citation of document, with indication, where appropriate, of the relevant passages	Relevant to claim No.
X	US 6 298 233 B1 (DORENBOSCH JHEROEN PIETER ET AL) 2 October 2001 (2001-10-02) abstract column 5, line 60 - column 7, line 42; claims 3,8; figures 4,7	1-19
X	US 5 987 306 A (BERNTZEN RUNE ET AL) 16 November 1999 (1999-11-16) abstract column 1, lines 6-11 column 2, lines 5-26 column 3, line 25 - column 7, line 9 column 10, line 65 - column 13, line 20 ----- -/--	1-19
<input checked="" type="checkbox"/> Further documents are listed in the continuation of box C.		
<input checked="" type="checkbox"/> Patent family members are listed in annex.		
° Special categories of cited documents :		
*A* document defining the general state of the art which is not considered to be of particular relevance *E* earlier document but published on or after the international filing date *L* document which may throw doubts on priority claim(s) or which is cited to establish the publication date of another citation or other special reason (as specified) *O* document referring to an oral disclosure, use, exhibition or other means *P* document published prior to the international filing date but later than the priority date claimed	*T* later document published after the international filing date or priority date and not in conflict with the application but cited to understand the principle or theory underlying the invention *X* document of particular relevance; the claimed invention cannot be considered novel or cannot be considered to involve an inventive step when the document is taken alone *Y* document of particular relevance; the claimed invention cannot be considered to involve an inventive step when the document is combined with one or more other such documents, such combination being obvious to a person skilled in the art. *&* document member of the same patent family	
Date of the actual completion of the international search <p align="center">3 September 2004</p>		Date of mailing of the international search report <p align="center">20/09/2004</p>
Name and mailing address of the ISA European Patent Office, P.B. 5818 Patentlaan 2 NL - 2280 HV Rijswijk Tel. (+31-70) 340-2040, Tx. 31 651 epo nl, Fax: (+31-70) 340-3016		Authorized officer <p align="center">Englund, T</p>

## INTERNATIONAL SEARCH REPORT

International Application No

PCT/IB2004/001466

C.(Continuation) DOCUMENTS CONSIDERED TO BE RELEVANT		
Category *	Citation of document, with indication, where appropriate, of the relevant passages	Relevant to claim No.
X A	US 6 385 173 B1 (CRONA ANNELI ET AL) 7 May 2002 (2002-05-07) column 1, lines 35-47  column 2, lines 23-26 column 4, lines 50-58 column 5, lines 1-35 column 10, line 48 - column 11, line 22 -----	1-4, 7-9, 13, 14 5, 6, 10-12, 15-19
P, X	WO 03/094564 A (LEITCH ADAM S ; KONINKL PHILIPS ELECTRONICS NV (NL)) 13 November 2003 (2003-11-13) abstract page 1, lines 14-25 page 2, lines 10-17 page 3, lines 5-7 page 4, line 14 - page 6, line 3 page 7, lines 27, 28 page 8, lines 18-23 -----	1-19
P, X	IEEE: "IEEE 802.11h : Amendment 5: Spectrum and Transmit Power Management Extensions in the 5 GHz band in Europe" IEEE STANDARD, 14 October 2003 (2003-10-14), pages 1-59, XP002292634 NEW YORK Retrieved from the Internet: URL:www.ieee.com> cited in the application pages 14-21 -----	1-19
A	IEEE: "IEEE 802.11h Potential Draft Text D2.0" IEEE STANDARDS, March 2002 (2002-03), pages 1-63, XP002292635 NEW YORK Retrieved from the Internet: URL:www.ieee.com> pages 16-24 pages 28-29 -----	
A	IEEE: "IEEE 802.11 WLAN Part 11: Medium Access Control and Physical Specifications" IEEE STANDARDS, 1999, XP002292636 NEW YORK Retrieved from the Internet: URL:www.ieee.com> page 37 pages 45-54 page 80 pages 123-128 -----	

# INTERNATIONAL SEARCH REPORT

Information on patent family members

International Application No  
PCT/IB2004/001466

Patent document cited in search report	Publication date	Patent family member(s)	Publication date
US 6298233	B1	NONE	
US 5987306	A	NO	04-12-1995
		AT 942031 A	15-09-2003
		AU 249131 T	21-12-1995
		DE 2632395 A	09-10-2003
		DE 69531689 D1	15-07-2004
		DE 69531689 T2	14-05-1997
		EP 0772946 A2	07-12-1995
		WO 9533352 A2	
US 6385173	B1	AU 2953400 A	04-09-2000
		WO 0049822 A1	24-08-2000
WO 03094564	A	WO 03094564 A1	13-11-2003