United States Patent [19]

Hara

[11] **Patent Number: Des. 297,435**

[45] **Date of Patent: ** Aug. 30, 1988**

[54] **ELECTRONIC COPYING MACHINE**

[75] Inventor: **Kunio Hara**, Chiba, Japan

[73] Assignee: **Kabushiki Kaisha Toshiba**, Kawasaki, Japan

[**] Term: **14 Years**

[21] Appl. No.: **806,411**

[22] Filed: **Dec. 9, 1985**

[30] **Foreign Application Priority Data**

Jun. 10, 1985 [JP] Japan 60-24010

[52] **U.S. Cl.** **D16/31**

[58] **Field of Search** ..... D16/27-32; 355/3 R, 3 SH, 5-11, 14 R, 14 SH, 18-19, 51

[56] **References Cited**

U.S. PATENT DOCUMENTS

D. 276,051	10/1984	Kosako	D16/31
D. 276,347	11/1984	Matsuzaka	D16/31
D. 280,634	9/1985	Imada	D16/31
D. 283,512	4/1986	Umino et al.	D16/31
D. 285,209	8/1986	Kosako	D16/31
D. 286,886	11/1986	Kadota	D16/31
4,490,035	12/1984	Sugiura	355/8
4,589,760	5/1986	Iimori	355/8
4,597,662	7/1986	Hirata	355/14 R

OTHER PUBLICATIONS

Toshiba BD-4515 brochure-8/8/84-front cover-Copier.
Xerox 1035 Marathon Copier brochure-7/84-Copier on front cover.
"My Ricopy M10", catalogue published by Richo Co., Ltd.
"Sharp Copy", catalogue published by Sharp Corporation.

Primary Examiner—Nelson C. Holtje
Attorney, Agent, or Firm—Finnegan, Henderson, Farabow, Garrett and Dunner

[57] **CLAIM**

The ornamental design for an electronic copying machine, substantially as shown.

DESCRIPTION

FIG. **1** is a front, top and right side perspective view of an electronic copying machine showing my new design;
FIG. **2** is a perspective view like FIG. **1** with the cover in an open position;
FIG. **3** is a top plan view thereof;
FIG. **4** is a front elevational view thereof;
FIG. **5** is a right side elevational view thereof;
FIG. **6** is a rear elevational view thereof;
FIG. **7** is a left side elevational view thereof; and
FIG. **8** is a bottom plan view thereof.



FIG. 1



FIG.2



FIG.3

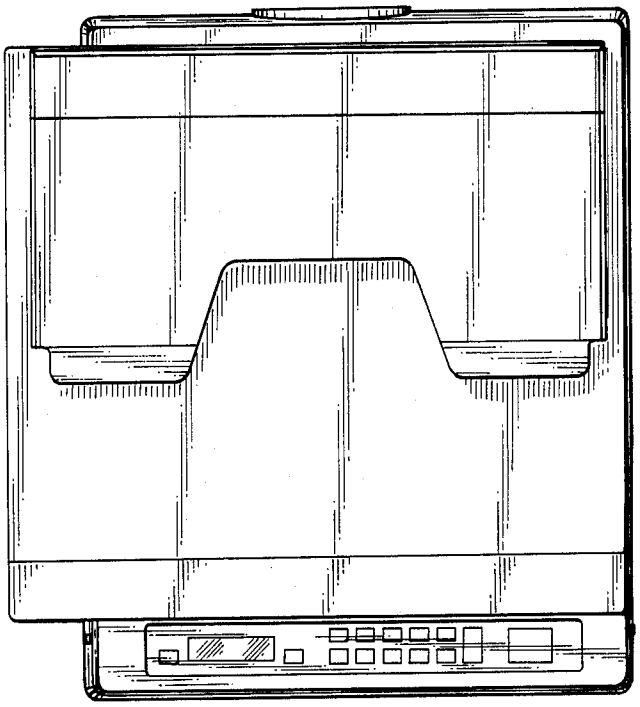

FIG.4

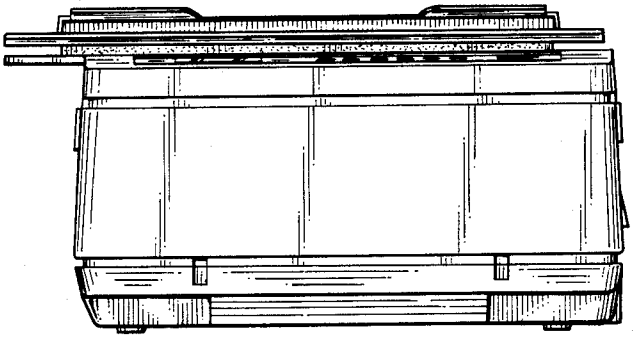

FIG.5

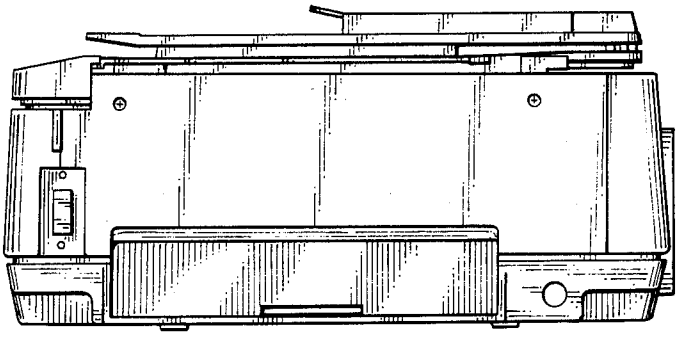

FIG. 6

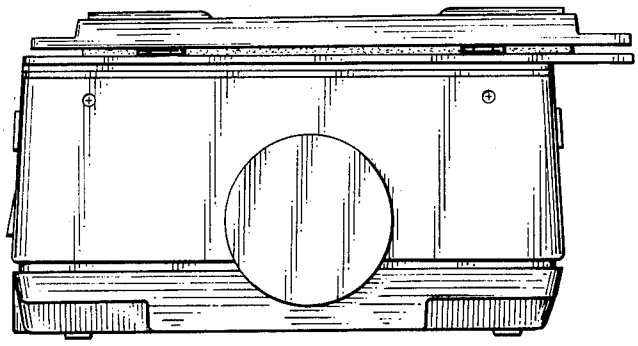

FIG. 7

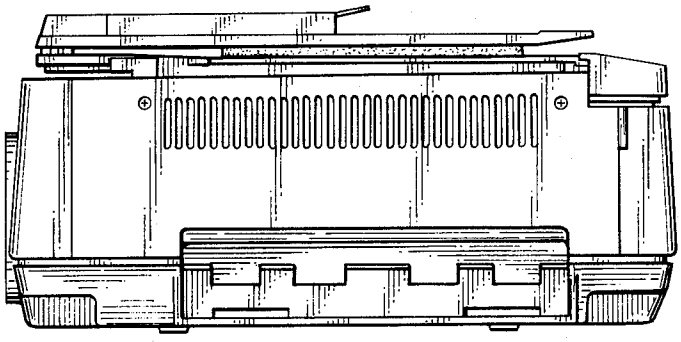

FIG. 8

