May 6, 1930. D. E. HUNTER 1,757,122

GUIDE CARD FOR INDEX SYSTEMS

Filed Jan. 20, 1927

Fig. 1

Fig. 2

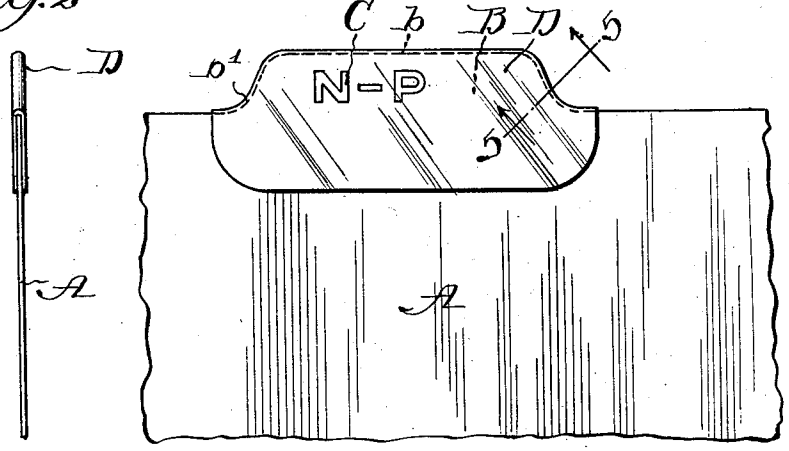

Fig. 3

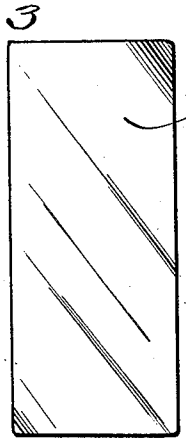

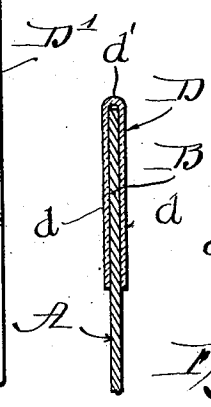

Fig. 5

Fig. 4

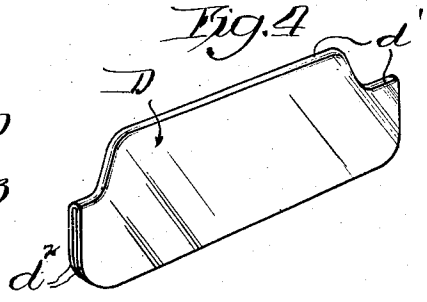

Witness:
Chas. R. Koursh

Inventor,
David E. Hunter,
Offield, Mehlhope, Scott & Poole
Attys.

Patented May 6, 1930 1,757,122

UNITED STATES PATENT OFFICE

DAVID E. HUNTER, OF MUSKEGON, MICHIGAN, ASSIGNOR TO SHAW-WALKER COMPANY, OF MUSKEGON, MICHIGAN, A CORPORATION OF MICHIGAN

GUIDE CARD FOR INDEX SYSTEMS

Application filed January 20, 1927. Serial No. 162,235.

This invention relates to improvements in guide cards for index systems and more particularly to a new and novel method of covering and protecting the tabs located at the upper edge of such cards and bearing the alphabetical index or designations.

It has been the practice in the past to cover these tabs with transparent and durable material, such as celluloid, for the purpose of protecting the tabs against wear and soiling in handling, as well as providing a moisture-proof covering which may be readily cleaned without obliterating the index marking on the tab. These cards are usually cut from heavy card or press board with integral tabs, the latter being covered with a sheet of celluloid folded around the outer edge and glued to opposite faces of the adjacent portion of he card, the ends or flank edges of the celluloid being cut or trimmed flush with the corresponding edges of the tab.

This method, however, has not been found wholly satisfactory for the reason that the ends of the celluloid covering are left open and the end edges of the tabs exposed, so that in time these edges open, due to the tendency of the paper to swell from the moisture and the natural drawing or pulling away of the celluloid which causes the paper to split. The result therefore, is that the tabs become rough and frayed, aside from a parting of the edges of the celluloid at the ends of the tabs. Various means have been devised for overcoming this defect, but all such devices known to me contain such structural defects that they do not fully accomplish the object for which they were intended.

The purpose, therefore, of the present invention is to provide an inexpensive and practical construction for a transparent tab sheath, which will fully protect the edges of the tab throughout, as well as the edges of the card contiguous thereto.

A preferred embodiment of the invention is disclosed in the accompanying drawing, in which

Figure 1 is a view in front elevation of a portion of a guide card showing the tab encased in the sheath.

Figure 2 is a view of the same card in end elevation.

Figure 3 is a plan view of the celluloid blank from which the sheath may be formed.

Figure 4 is a perspective view of the sheath after it has been formed from the blank; and

Figure 5 is an enlarged detail view in cross-section taken on line 5—5 of Figure 1.

As shown in Figure 1, the guide card A is a rectangular sheet of relatively heavy and substantial material, such as press board, having at its upper edge a projecting tab B, on which appears the desired index marking C, in heavy type. The tab is cut with its outer edge b straight and paralleled with the top edge of the card, and at its ends the corners are rounded and the edges slightly divergent to merge with the edge of the card proper in a curved shoulder or fillet, as at b'.

The sheath D for the tab B consists of two integral walls d—d. It may be of a transparent moisture-proof material such as celluloid, spaced apart the thickness of the guide card and joined together along the top edge d' in a rounded or bead-like joint, said top edge conforming to the contour of the corresponding top edge of the tab B. The sheath is slightly longer than the tab, so as to include portions of the card edge on either side of the tab and is likewise somewhat wider, to provide base portions d^2 which extend downwardly beyond the beaded edge and engage the surfaces of the card beneath the tab.

The sheath is applied to the tab in the obvious manner, that is, by means of adhesive so that it fits securely over the tab and becomes an integral part of the guide card.

The sheath as thus described may be made in any suitable manner, the most obvious being that of drawing a blank of celluloid D′ (Figure 3) of the length of the finished article, into the sheath form, by means of suitably constructed dies, and then trimming the edges of the base portions to the desired conformation.

By the use of such a sheath, it is apparent that the entire edge of the tab is enclosed and sealed with a smooth rounded edge which will be soft to the touch in fingering the tabs, and

will completely protect and seal the edges against the entrance of moisture.

I claim as my invention:

1. A sheath for the tab and adjacent edge portion of a guide card consisting of a piece of ductile transparent material folded double to fit over a straight edge portion of the card, and having the material along its folded edge drawn backwardly from said edge to provide a cavity conforming to the shape of the tab and the adjacent portions of the card.

2. A sheath for the tab and adjacent marginal portions of a guide card consisting of a rectangular piece of celluloid folded double and having a portion of its folded edge portion drawn back from its original position to conform to dimensions and edge contour of the tab and the adjacent portions of the edge of the card.

3. A sheath for the tab and adjacent edge and marginal portions of a guide card, consisting of a rectangular piece of celluloid folded double along a medial line, and having a portion intermediate the ends of its folded edge drawn backwardly from said medial line to form a cavity conforming to the dimensions and contour of said tab.

Signed at Muskegon, Mich., this 11th day of October, 1926.

DAVID E. HUNTER.