US00D322981S

United States Patent [19]

Tokuda

[11] Patent Number: Des. 322,981

[45] Date of Patent: ** Jan. 7, 1992

[54] **PRINTER**

[75] Inventor: **Hiroyuki Tokuda**, Yokohama, Japan

[73] Assignee: **Canon Kabushiki Kaisha**, Tokyo, Japan

[**] Term: **14 Years**

[21] Appl. No.: **377,210**

[22] Filed: **Jul. 10, 1989**

[30] **Foreign Application Priority Data**

Jan. 12, 1989 [JP] Japan 1-871

[52] **U.S. Cl.** **D18/54**

[58] **Field of Search** D18/6, 13, 34, 36, 39; D14/100, 106, 107, 108, 118, 141, 144; D3/30.1, 33, 72-74, 76; 400/208, 613, 691-694, 613.1-613.4

[56] **References Cited**

U.S. PATENT DOCUMENTS

D. 263,957	4/1982	Pemberton	D14/107
D. 289,293	4/1987	Sugawara et al.	D14/111
D. 290,959	7/1987	Ooie	D18/13
D. 296,335	6/1988	Hara	D18/36
D. 302,007	7/1989	Hara et al.	D18/13
D. 302,279	7/1989	Nagaya	D18/13

OTHER PUBLICATIONS

First Computer Corporation Spirit 350 brochure cover photo; 1985; 350 CPS Serial Printer.

A+ Magazine; Feb. 1985; p. 62; Solid Citizen Printer advertisement.

Primary Examiner—A. Hugo Word

Assistant Examiner—Cathy Anne MacCormac

Attorney, Agent, or Firm—Fitzpatrick, Cella, Harper & Scinto

[57] **CLAIM**

The ornamental design for a printer, as shown and described.

DESCRIPTION

FIG. **1** is a front elevational view of a printer showing my new design;

FIG. **2** is a rear elevational view thereof;

FIG. **3** is a top plan view thereof;

FIG. **4** is a bottom plan view thereof;

FIG. **5** is a left side elevational view thereof;

FIG. **6** is a right side elevational view thereof; and

FIG. **7** is a perspective view thereof.

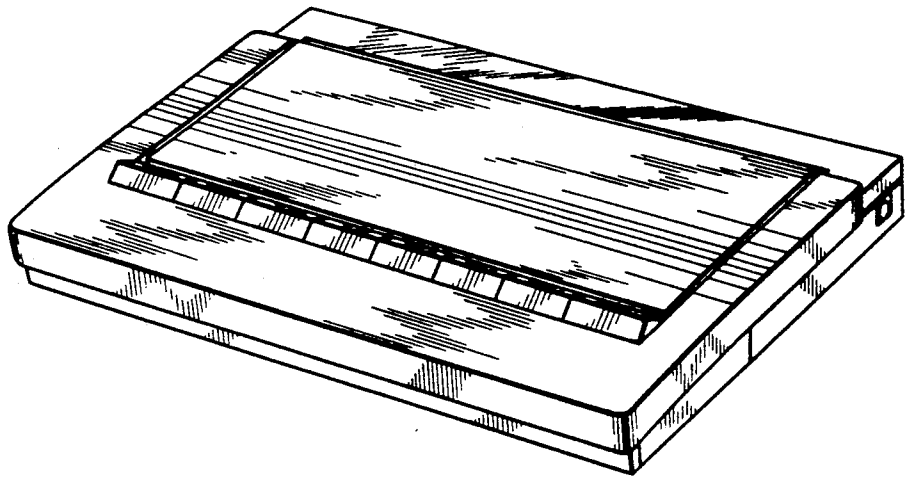

FIG. 1



FIG. 2



FIG. 3

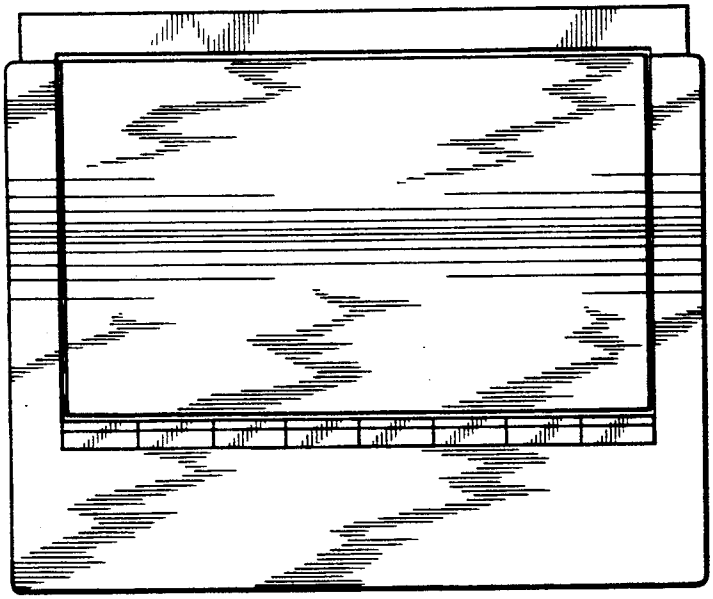

FIG. 4

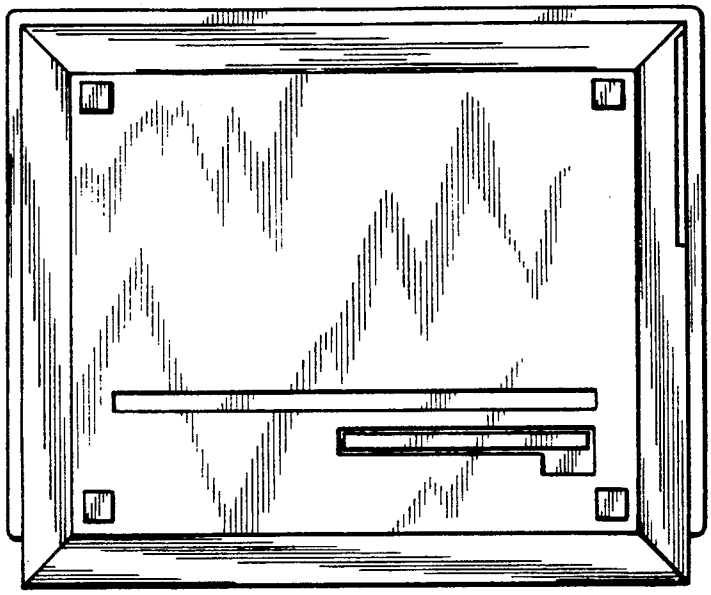

FIG. 5



FIG. 6



FIG. 7

