



US00D934097S

(12) **United States Design Patent** (10) **Patent No.:** **US D934,097 S**
Dominguez (45) **Date of Patent:** **** Oct. 26, 2021**

(54) **DIAL**
(71) Applicant: **Harry Winston SA**, Plan-les-Ouates (CH)
(72) Inventor: **Emmanuelle Dominguez**, Plan-les-Ouates (CH)
(73) Assignee: **Harry Winston SA**, Plan-les-Ouates (CH)
(**) Term: **15 Years**

D768,018 S * 10/2016 Lasserre D10/126
D795,119 S * 8/2017 Kamilindi D10/126
D801,206 S * 10/2017 Lasserre D10/126
D836,476 S * 12/2018 Dominguez D10/126
D860,032 S * 9/2019 Schetter D10/126
D877,632 S * 3/2020 Antifora D10/39
D897,880 S * 10/2020 Kamilindi D10/126
D899,288 S * 10/2020 Valzan D10/126
D899,289 S * 10/2020 Blootacker D10/126
D905,583 S * 12/2020 Blootacker D10/126
D912,559 S * 3/2021 Tak D10/126
D922,892 S * 6/2021 Garsaud D10/126
2016/0139566 A1* 5/2016 Dolce G04B 47/042 29/10

(21) Appl. No.: **29/744,116**
(22) Filed: **Jul. 27, 2020**

OTHER PUBLICATIONS

Introducing Harry Winston's 2020 Collection of Watches | revolutionwatch.com; date Jun. 3, 2020 [online]. © 2021 Revolution [retrieved Jul. 16, 2021] from Internet: <https://revolutionwatch.com/introducing-harry-winstons-2020-collection-of-watches/> (p. 2) (Year: 2020).*

(30) **Foreign Application Priority Data**

Feb. 7, 2020 (WO) WIPO91934

(51) **LOC (13) Cl.** **10-07**
(52) **U.S. Cl.**
USPC **D10/126**

* cited by examiner

(58) **Field of Classification Search**
USPC D10/30-39, 121-128
CPC G04G 19/06; G04G 19/065; G04B 19/08; G04B 19/082; G04B 19/085; G04B 19/087; G04B 19/10; G04B 19/12; G04B 45/00; G04B 45/0015
See application file for complete search history.

Primary Examiner — Katherine Glennon
(74) *Attorney, Agent, or Firm* — Blank Rome LLP

(57) **CLAIM**

The ornamental design for a dial, as shown and described.

(56) **References Cited**

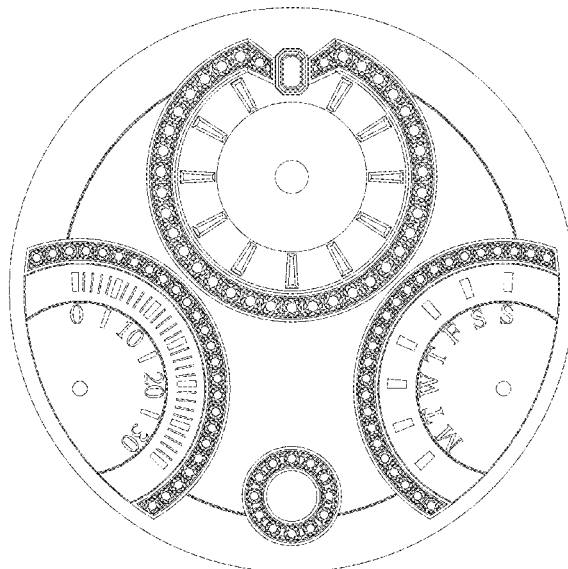
U.S. PATENT DOCUMENTS

D508,860 S * 8/2005 Plan D10/39
D513,710 S * 1/2006 Nataf D10/126
D530,627 S * 10/2006 Senggen D10/32
D597,880 S * 8/2009 Behling D10/126
D708,966 S * 7/2014 Lasserre D10/39
D732,985 S * 6/2015 Cerrato D10/39
D735,067 S * 7/2015 Kamal D10/126
D766,766 S * 9/2016 Lasserre D10/126

DESCRIPTION

FIG. 1 is a front view of a dial of the present design;
FIG. 2 is a rear view thereof;
FIG. 3 is a right side view thereof;
FIG. 4 is a left side view thereof;
FIG. 5 is a bottom view thereof;
FIG. 6 is a top view thereof; and
FIG. 7 is a front bottom perspective view thereof; and
FIG. 8 is a rear bottom perspective view thereof.

1 Claim, 8 Drawing Sheets



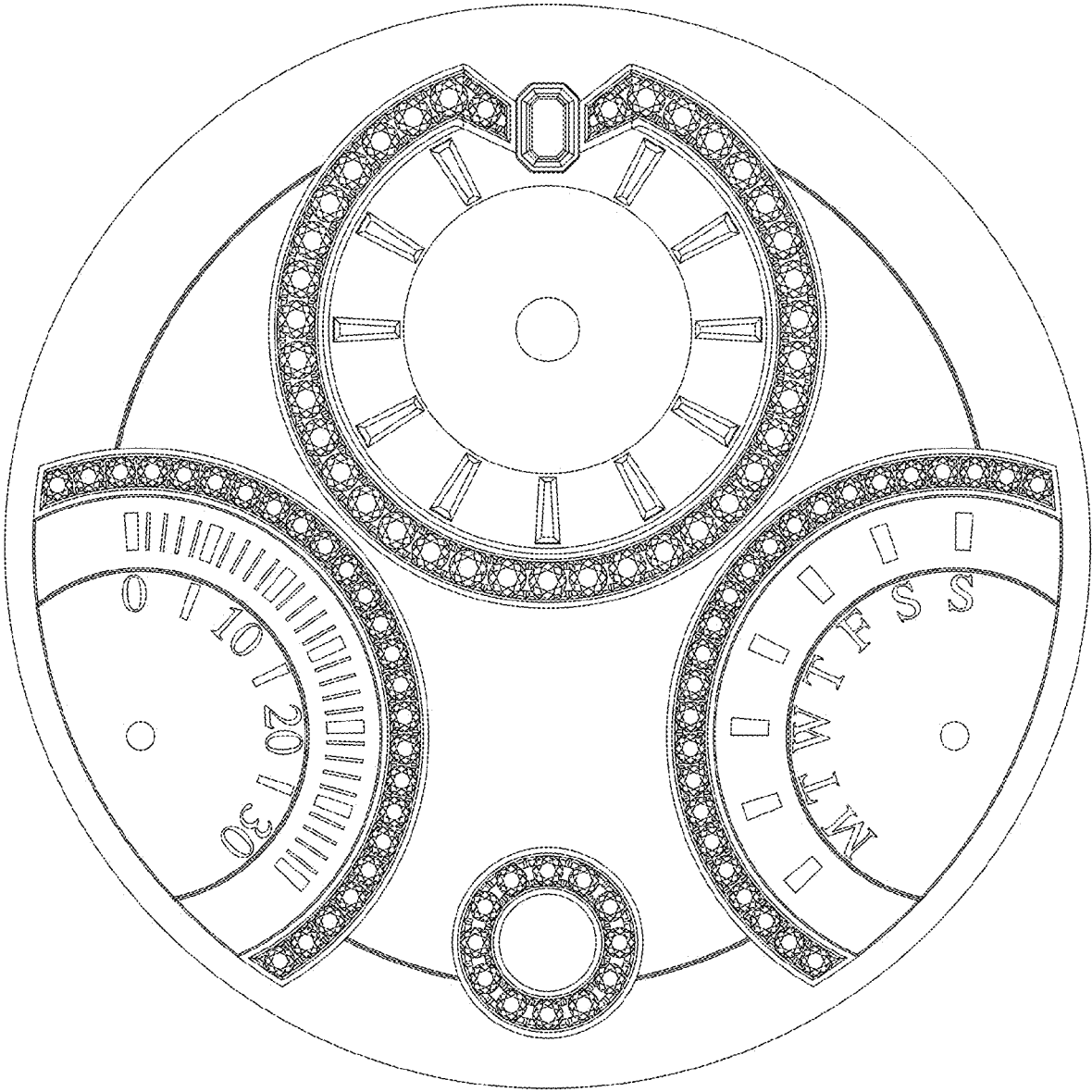


FIG. 1

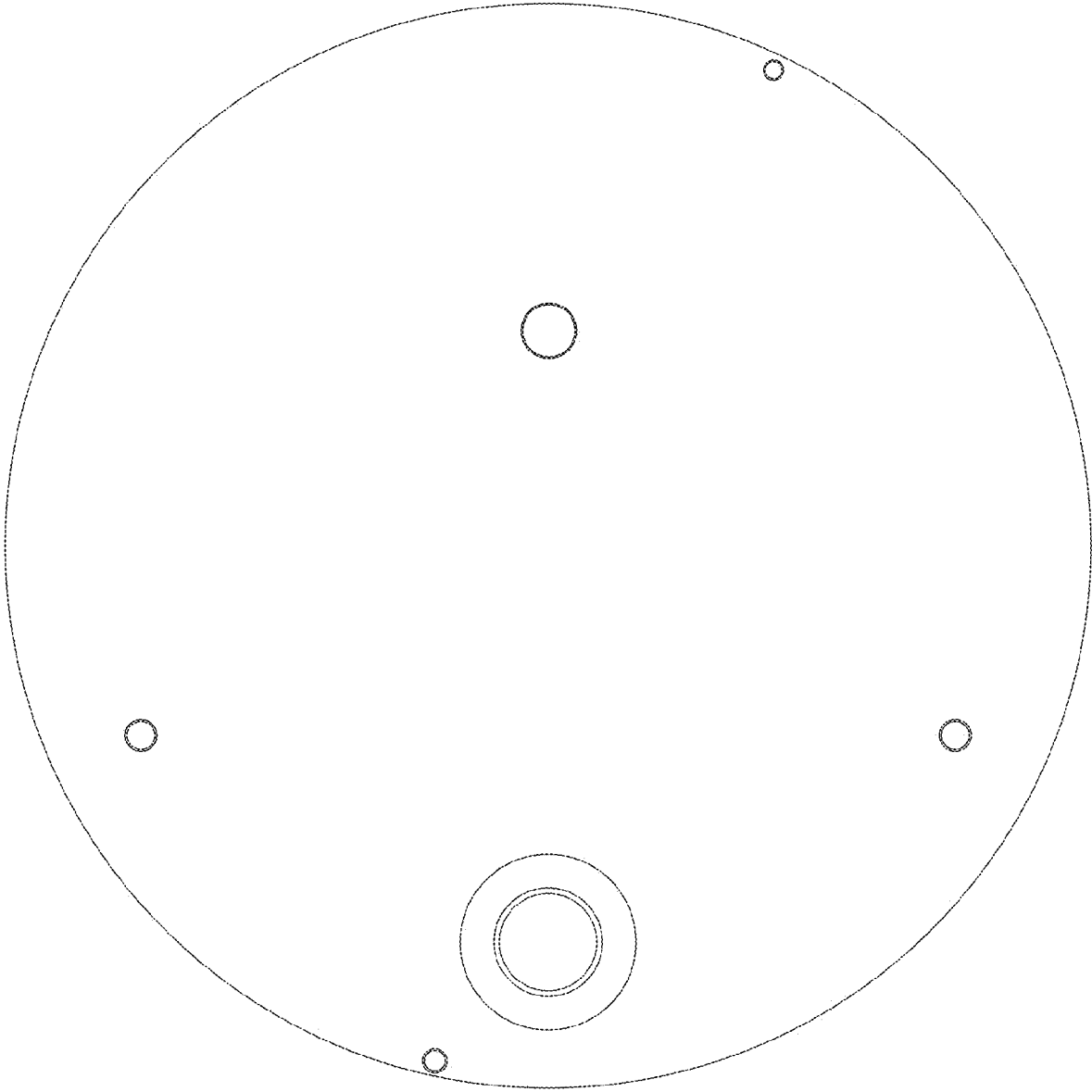


FIG. 2




FIG. 3




FIG. 4




FIG. 5

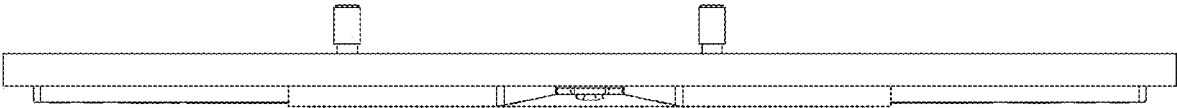


FIG. 6

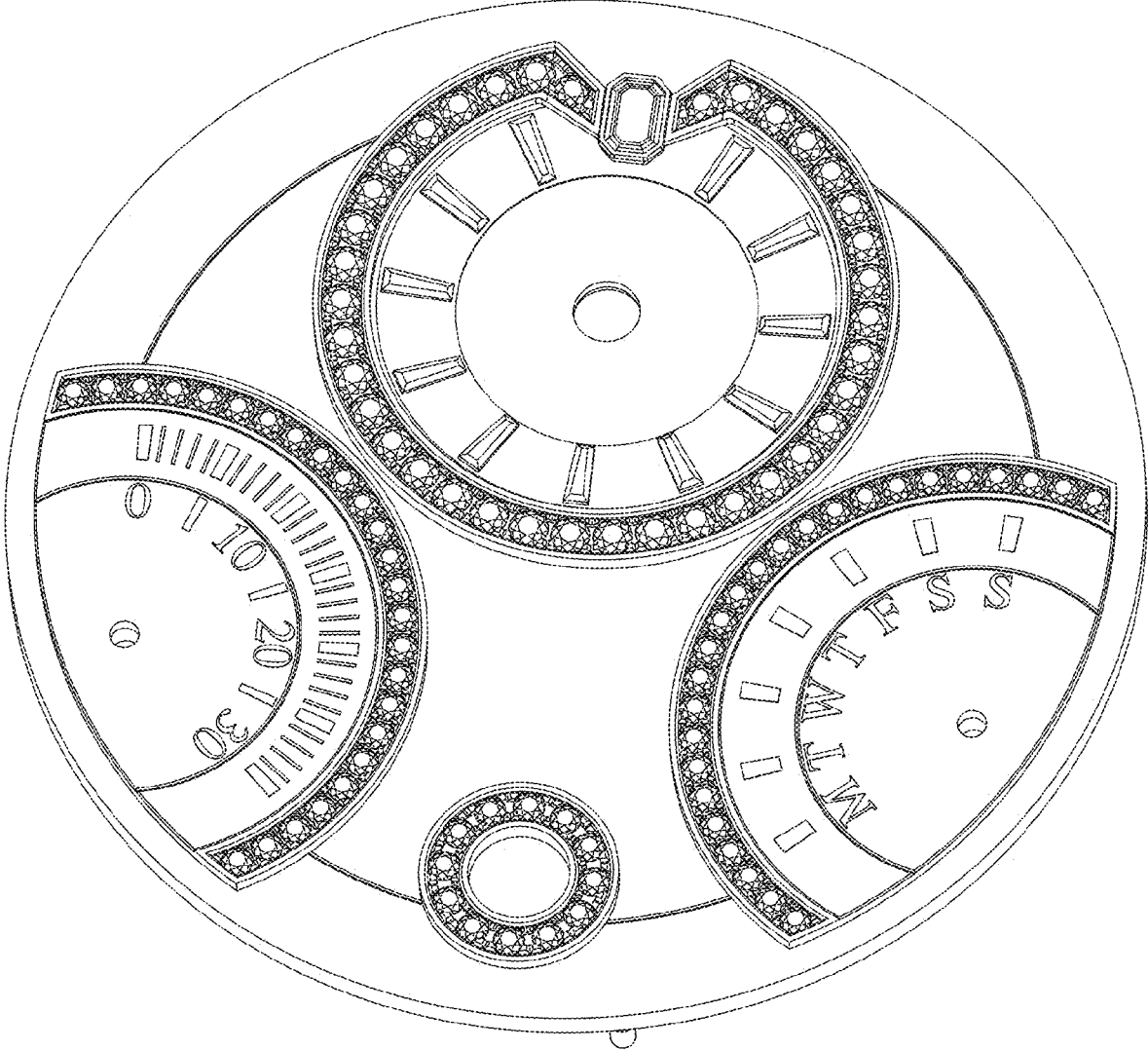


FIG. 7

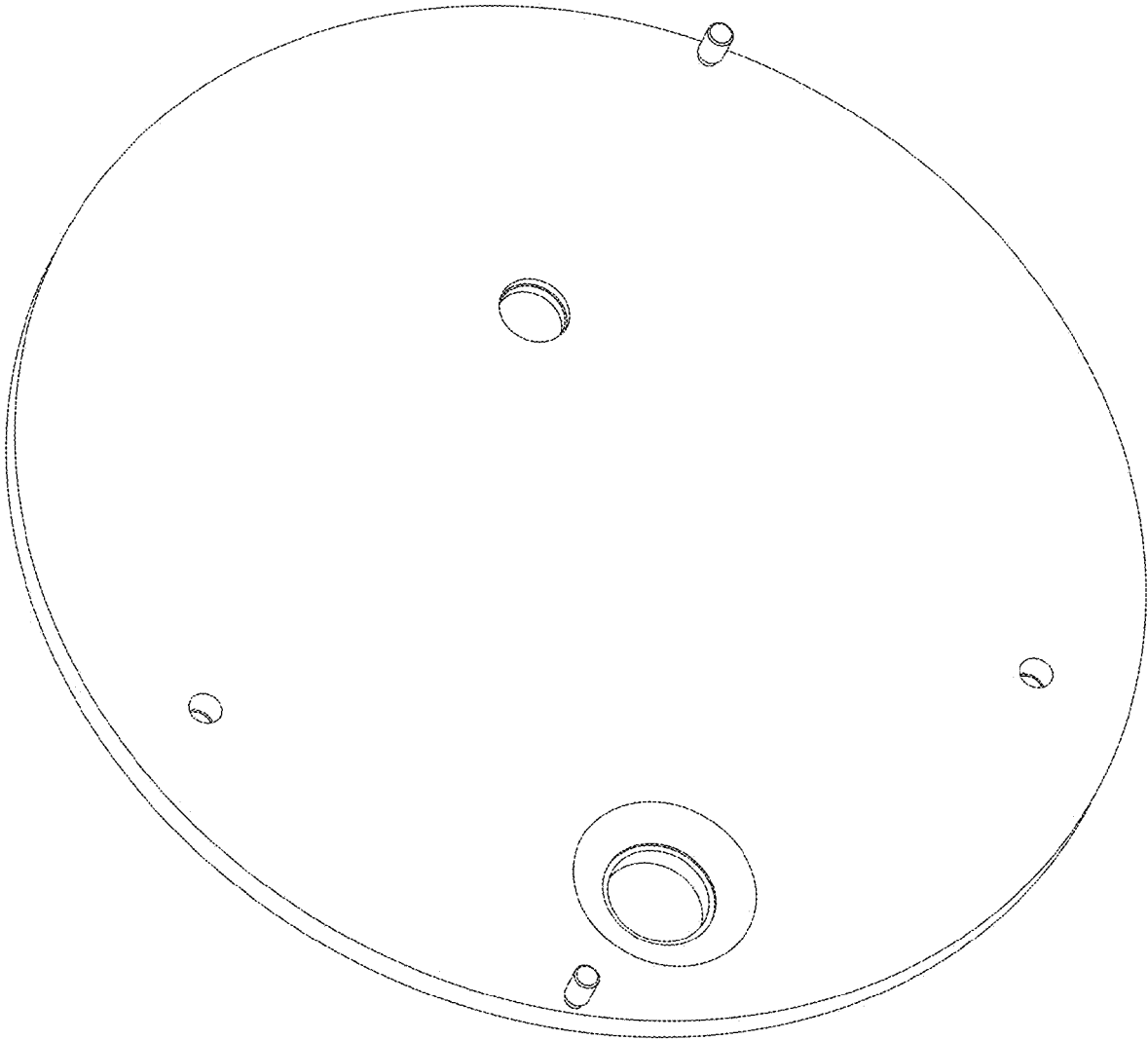


FIG. 8