

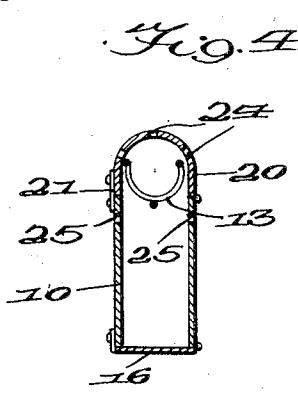
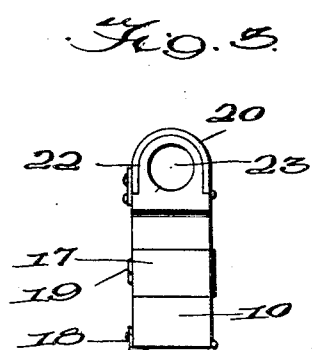
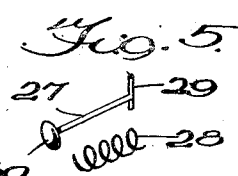
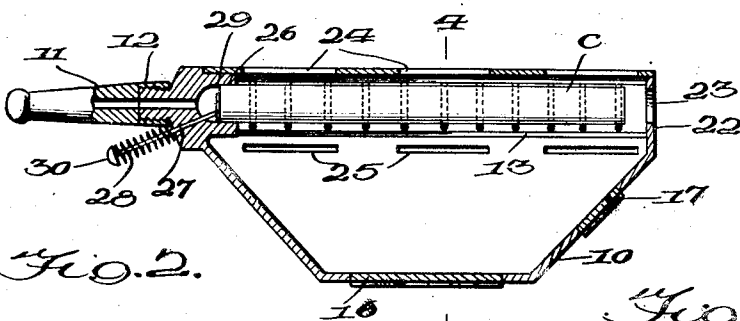
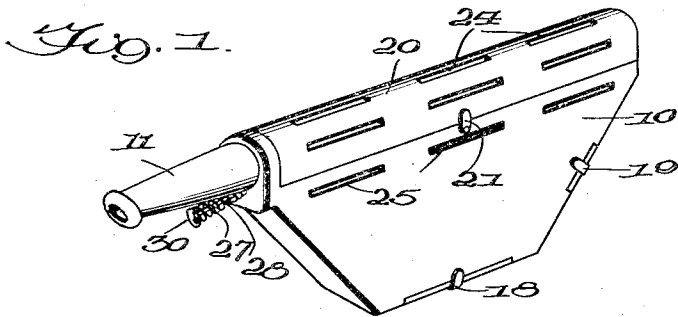
Feb. 14, 1933.

W. B. WANSOR

1,897,409

CIGARETTE HOLDER

Filed Feb. 13, 1932



Inventor

William B. Wansor,

By *Richard & Richard*
Attorney

UNITED STATES PATENT OFFICE

WILLIAM B. WANSOR, OF LOCUST VALLEY, NEW YORK

CIGARETTE HOLDER

Application filed February 13, 1932. Serial No. 592,802.

This invention relates generally to smokers' articles and has particular reference to a safety holder for cigarettes or the like.

More particularly the present invention relates to improvements in the type of cigarette holder illustrated in my Patent No. 1,844,813 of February 9, 1932.

Among the objects of the present invention are to provide a cigarette holder having means for holding a cigarette in position to be smoked and at the same time prevent any ashes from falling on the floor and sparks from dropping, thus avoiding any danger of fire.

A further object contemplates the use of a compact device in which various accessories such as matches may be conveniently carried, in addition to the use of a container for ashes.

Among the improvements over the cigarette holder of my patent above mentioned, are the provision of means insuring a more adequate draft for the cigarette, improved means to retain the cigarette in smoking position, and means to eject same from the mouth piece against which, or in which the cigarette is held.

To the attainment of these and other objects, which will appear as the description proceeds, reference may be made to the accompanying drawing, in which:—

Figure 1 is a perspective view of the device.

Figure 2 is a sectional elevation thereof.

Figure 3 is an end elevation.

Figure 4 is a sectional elevation on the line 4—4 of Fig. 2.

Figure 5 is a detailed, disassembled view of the ejecting mechanism, and

Figure 6 is a detailed, disassembled view of a modified ejecting mechanism.

Referring specifically to the drawing in which like reference numerals represent like parts, it will be observed that the device consists of a body 10, having a mouth piece 11, removably attached as at 12 to the body. Supported within the upper portion of the body and in alignment with the mouth piece, is a cage or grate 13 adapted to support a cigarette C. The cage may be held in position by any suitable means, for example,

such as illustrated in my patent. A clean-out door 16 for the removal of ashes may be hinged at the bottom of the holder and a similar door 17 for the reception of burnt matches may be located at the forward portion of the holder. These doors may be hingedly attached to the body portion 10 and provided with spring latches 18 and 19, respectively, to hold same closed.

The top of the holder may be provided with a hinged closure 20 having a latch 21. The body 10 is preferably extended upwardly at its forward portion to provide a flange 22 having an opening or perforation 23 through which air may be admitted to the cigarette. The closure is slotted, as at 24, and similar slots 25 are formed in the body portion 10, these slots 24 and 25, together with the opening 23 acting as draft holes when the cigarette is being smoked, and in effect insuring substantially atmospheric conditions about the cigarette throughout its length. The cigarette may be lighted through the opening 23 without the necessity of opening any portion of the device.

From the foregoing description, the use and operation of the device will be readily apparent. The lid 20 is raised and a cigarette inserted in the cage or grate 13 which may be of such a size as to engage the cigarette with sufficient friction to prevent any sliding movement thereof as the cigarette is burned, the lid being thereafter closed to retain the cigarette in position. The end of the cigarette will be inserted within the portion 26 of the body 10 which, in effect, forms a continuation of the mouth piece, or may be placed in abutting relation thereto. The cigarette is then lighted through the opening 23, and the burnt match may be placed in the body 10 through the opening 17. As the cigarette burns any ashes or sparks therefrom will drop into the interior of the body 10. Ordinarily the cigarette will burn completely to the portion 26, due to the fact that it is resting on an open grate but obviously if it does not burn completely it can be removed at any time by raising the lid 20.

In order to eject the butt from the portion

26, i. e., the mouth piece of the device, there is provided an ejecting mechanism consisting of a bar 27, encircled by a spring 28, which bar terminates at one end in a portion 5 29 and at the other end in a button 30. Pressure on the button 30 will, of course, act to push the cigarette butt out of the portion 26 where it will drop through the grating 13 or may be removed by lifting the lid 20.

10 It will be observed that the grate 13 is open along its top, for the reception of a cigarette which is to be supported therein and that the ejector bar 27, as illustrated in Figs. 1 and 2 is disposed in angular relation to the 15 grate and to a cigarette carried therein. This angular disposition of the bar 27 will be effective, not only to push a cigarette butt out of the socket of the portion 26 but will tend to kick the butt up and out of the grate.

20 This ejecting mechanism is desirably located beneath the mouth piece 11, where it is out of the way, and yet accessible for use. Inasmuch as the ejector is built into the body portion of the device, it will be evident that 25 the mouth piece 11 may be unscrewed for cleaning or other purposes, as desired. However, it is within the scope of this invention, to mount the ejector bar in the mouth piece 11, which may be slightly thickened on one 30 side to accommodate the bar.

It will be evident that variations in the above structure and in the shape thereof are possible. For example, the ejector may include a ring or band 31 (Fig. 6) instead of 35 the solid portion 29, such ring being more effective under certain conditions than the portion 29. Again, either of the clean-out doors 16 or 17, or both may be omitted, in which event ashes may be removed by turning 40 the holder up side down.

It is also conceivable that the closure or lid 20 may be omitted and the opening 23 made of such size as to permit placement of the cigarette therethrough in the cage 13. It is 45 also contemplated that the structure may be adapted to the use of cigars or tobacco cartridges, thus forming in effect a variation of a pipe.

50 One modification of the foregoing structure which might readily fall within the scope of the present invention will be the formation of a compartment adjacent the opening 17, as by placing a transversely extending partition within the body 10, in 55 which compartment matches, either live or burnt might be placed, and then the débris in the major portion of the body 10 confined solely to tobacco ashes. If live matches are carried in such compartment a scratcher 60 therefor could be secured to the side of the body 10.

65 It is clear that the entire device may be made of any suitable material, light in weight, and of a size smaller than a conventional pipe.

Having thus described my invention, what I claim as new and desire to secure by Letters Patent of the United States, is:—

A device of the character described, comprising a body member having a recess to receive ashes, a grate for supporting a cigarette thereabove, a mouth piece adjacent said grate having a socket for receiving and retaining the cigarette supported by the grate, and an ejecting mechanism having a portion 70 interposed between the body of the mouth piece and the grate, effective to abut the retained end of the cigarette and having a guiding member connected to said portion and disposed in angular relation to the axis of 75 the cigarette supported in the grate, whereby said mechanism is effective to eject the cigarette from the socket and from the grate.

In testimony whereof I affix my signature.
WILLIAM B. WANSOR.

70

75

80

85

90

95

100

105

110

115

120

125

130