

(19) World Intellectual Property Organization
International Bureau



(43) International Publication Date
22 May 2008 (22.05.2008)

PCT

(10) International Publication Number
WO 2008/061189 A1

- (51) **International Patent Classification:**
A01N 43/04 (2006.01) A61K 31/70 (2006.01)
- (21) **International Application Number:**
PCT/US2007/084831
- (22) **International Filing Date:**
15 November 2007 (15.11.2007)
- (25) **Filing Language:** English
- (26) **Publication Language:** English
- (30) **Priority Data:**
60/859,440 16 November 2006 (16.11.2006) US
- (71) **Applicant (for all designated States except US):** ENANTA PHARMACEUTICALS, INC. [US/US]; 500 Arsenal Street, Watertown, MA 02472 (US).
- (72) **Inventors; and**
- (75) **Inventors/Applicants (for US only):** PHAN, Ly, Tam [US/US]; 221 South Central Avenue, Quincy, MA 02170 (US). QIU, Yao-Ling [US/US]; 29 Linda Road, Andover, MA 01810 (US). OR, Yat, Sun [US/US]; 169 Fayette Street, Watertown, MA 02472 (US).
- (74) **Agents:** ELMORE, Carolyn, S. et al.; Elmore Patent Law Group, P.C., 209 Main Street, N. Cheimsford, MA 01863 (US).

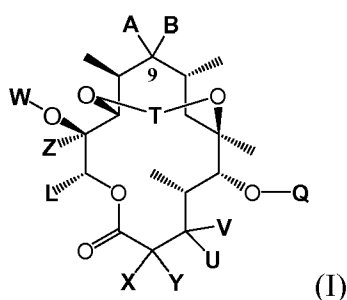
- (81) **Designated States (unless otherwise indicated, for every kind of national protection available):** AE, AG, AL, AM, AT, AU, AZ, BA, BB, BG, BH, BR, BW, BY, BZ, CA, CH, CN, CO, CR, CU, CZ, DE, DK, DM, DO, DZ, EC, EE, EG, ES, FI, GB, GD, GE, GH, GM, GT, HN, HR, HU, ID, IL, IN, IS, JP, KE, KG, KM, KN, KP, KR, KZ, LA, LC, LK, LR, LS, LT, LU, LY, MA, MD, ME, MG, MK, MN, MW, MX, MY, MZ, NA, NG, NI, NO, NZ, OM, PG, PH, PL, PT, RO, RS, RU, SC, SD, SE, SG, SK, SL, SM, SV, SY, TJ, TM, TN, TR, TT, TZ, UA, UG, US, UZ, VC, VN, ZA, ZM, ZW.
- (84) **Designated States (unless otherwise indicated, for every kind of regional protection available):** ARIPO (BW, GH, GM, KE, LS, MW, MZ, NA, SD, SL, SZ, TZ, UG, ZM, ZW), Eurasian (AM, AZ, BY, KG, KZ, MD, RU, TJ, TM), European (AT, BE, BG, CH, CY, CZ, DE, DK, EE, ES, FI, FR, GB, GR, HU, IE, IS, IT, LT, LU, LV, MC, MT, NL, PL, PT, RO, SE, SI, SK, TR), OAPI (BF, BJ, CF, CG, CI, CM, GA, GN, GQ, GW, ML, MR, NE, SN, TD, TG).

- Published:**
- with international search report
 - before the expiration of the time limit for amending the claims and to be republished in the event of receipt of amendments

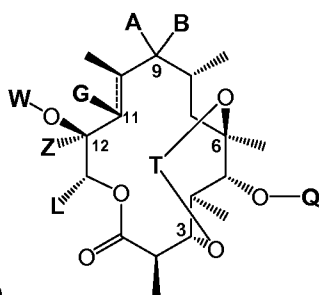


WO 2008/061189 A1

(54) **Title:** C-9 ALKENYLIDINE BRIDGED MACROLIDES



(I)



(II)

invention. The invention further includes process by which to make the compounds of the present invention.

(57) **Abstract:** The present invention discloses compounds of formula (I), (II) or pharmaceutically acceptable salts, esters, or prodrugs thereof; Formula (I), Formula (II); which exhibit antibacterial properties. The present invention further relates to pharmaceutical compositions comprising the aforementioned compounds for administration to a subject in need of antibiotic treatment. The invention also relates to methods of treating a bacterial infection in a subject by administering a pharmaceutical composition comprising the compounds of the present

C-9 ALKENYLIDINE BRIDGED MACROLIDES

Inventors: Ly Tam Phan, Yao-Ling Qiu and Yat Sun Or

5

RELATED APPLICATION

This application claims the benefit of U.S. Provisional Application No. 60/859,440, filed on November 16, 2006. The entire teachings of the above application are incorporated herein by reference.

10

TECHNICAL FIELD

The present invention relates to novel semisynthetic macrolides having antibacterial activity that are useful in the treatment and prevention of bacterial infections. More particularly, the invention relates to C9 alkyl and C9 alkylidene compounds with bridging at C6-C11 or C3-C6, compositions containing such compounds and methods for using the same, as well as processes for making such compounds.

15

BACKGROUND OF THE INVENTION

The spectrum of activity of macrolides, including erythromycin, covers most relevant bacterial species responsible for upper and lower respiratory tract infections.

20

14-membered ring macrolides are well known for their overall efficacy, safety and lack of serious side effects. Erythromycin however is quickly degraded into inactive products in the acidic medium of the stomach resulting in low bioavailability and gastrointestinal side effects. Improvement of erythromycin pharmacokinetics has been achieved through the synthesis of more acid-stable derivatives, for example, roxithromycin,

25

clarithromycin, and the 15-membered ring macrolide azithromycin. However, all of these drugs, including 16-membered ring macrolides, present several drawbacks. They are inactive against MLS_B-resistant streptococci (MLS_B = Macrolides-Lincosamides-type B Streptogramins) and with the exception of azithromycin, weakly active against *Haemophilus influenzae*. Furthermore, the resistance of *Streptococcus pneumoniae* to

30

erythromycin has increased significantly in recent years (5% to above 40%). There is a high percentage of cross-resistance to penicillin among these isolates, with a worldwide epidemic spread of 10-40% in some areas.

There is, therefore, a clear need for new macrolides that overcome the problem of pneumococcal resistance, have good pharmacokinetic properties and acid stability while continuing to be active against *H. influenzae*. These new macrolides will be ideal candidates for drug development in the first line therapy of upper respiratory tract infections (“URTI”) and lower respiratory tract infections (“LRTI”).

Kashimura *et al.* have disclosed 6-O-methylerythromycin derivatives having a tricyclic basic nuclear structure in European Application 559896, published November 11, 1991. Also, Asaka *et al.* have disclosed 5-O-desoaminylerythronolide derivatives containing a tricyclic carbamate structure in PCT Application WO 93/21200, published April 22, 1992.

Erythromycin derivatives containing a variety of substituents at the 6-O position have been disclosed in U.S. Patent No’s. 5,866,549 and 6,075,011 as well as PCT Application WO 00/78773. Furthermore, Ma *et al.* have described erythromycin derivatives with aryl groups tethered to the C-6 position in *J. Med Chem.*, 44, pp 4137-4156 (2001). PCT application WO 97/10251, published March 20, 1997, discloses intermediates useful for preparation of 6-O-methyl 3-descladinose erythromycin derivatives. United States Patents 5,866,549 and 6,075,011, and PCT application WO 00/78773, published December 28, 2000, disclose certain 6-O-substituted erythromycin derivatives.

PCT Application WO 03/095466 A1, published November 20, 2003 and PCT Application WO 03/097659 A1, published November 27, 2003 disclose a series of 6-11 bicyclic erythromycin derivatives. Recent U.S publication nos. 2006/0122128, 2006/0142214, 2006/0142215, and 2006/0148731 disclose a series of 3,6 bicyclolide derivatives.

PCT Application WO2006/047167, published May 4, 2006 discloses 9 alkyl and 9-alkylidenyl 6-O alkyl-11,12-carbamate ketolide derivatives.

SUMMARY OF THE INVENTION

The present invention provides a novel class of C3-C6 bridged erythromycin compounds that possess antibacterial activity.

The compounds of the present invention are represented by formulae (I) and (II) as illustrated below:

Alternatively, A and B taken together with the carbon atom to which they are attached to form $=\text{CHCH}(\text{R}_b)\text{X}_1$ or $=\text{CHM}_1\text{C}(\text{R}_b)=\text{N}-\text{OR}_c$, wherein R_b is selected from the group consisting of:

- 5 (a) hydrogen;
 (b) $-\text{R}_3$;
 (c) $-\text{C}(\text{O})-\text{R}_d$, wherein R_d is independently selected from halogen and R_3 ;
 (d) $-\text{C}(\text{O})-\text{O}-\text{R}_d$; and
 (e) $-\text{C}(\text{O})-\text{NR}_8\text{R}_9$ wherein R_8 and R_9 are each independently selected R_3 ;
 10 alternatively, R_8 and R_9 taken together with the nitrogen atom to which they are connected form a 3- to 7-membered ring which may optionally contain one or more heterofunctions selected from the group consisting of: $-\text{O}-$, $-\text{NH}-$, $-\text{N}(\text{R}_4)-$, $-\text{N}(\text{R}_{10})-$, $-\text{S}(\text{O})_n-$, wherein $n = 0, 1$ or 2 , and R_{10} is selected from aryl; substituted aryl; heteroaryl; and substituted heteroaryl;

R_c is selected from the group consisting of:

- 15 (a) hydrogen;
 (b) $-\text{R}_4$;
 (c) $-\text{R}_{10}$;
 (d) $-(\text{CO})\text{R}_3$;
 (e) $-(\text{CO})\text{NHR}_3$;
 20 (f) $-(\text{CO})\text{OR}_3$;
 (g) $-\text{C}(\text{O})-\text{NR}_8\text{R}_9$; and
 (h) $-\text{C}(\text{O})-\text{NR}_{11}\text{NR}_{12}\text{R}_{13}$; wherein R_{11} is hydrogen or alkyl, and R_{12} and R_{13} are independently selected from R_4 ;

X_1 is selected from the group consisting of:

- 25 (a) hydrogen;
 (b) oxo;
 (c) azido;
 (d) cyano;
 (e) $-\text{R}_4$;
 30 (f) $-\text{R}_{10}$;
 (g) $-(\text{CO})\text{R}_3$;
 (h) $-(\text{CO})\text{NHR}_3$;
 (i) $-(\text{CO})\text{OR}_3$;
 (j) $-\text{C}(\text{O})-\text{NR}_8\text{R}_9$;

(k) $-OR_{14}$, where R_{14} is selected from the group consisting of N-phthalimido and R_c ;

(l) $-SR_3$;

(m) $-NR_8R_9$; and

5 (n) $-NR_3R_{14}$;

M_1 is absent or R_1 ;

L is independently selected from R_4 ;

W is selected from:

(a) hydrogen;

10 (b) $-R_4$;

(c) $-C(O)R_3$;

(d) $-C(O)O-R_3$; and

(e) $-C(O)N(R_8R_9)$;

Q is:

15 (a) $-R_3$;

(b) $-(CO)R_3$;

(c) $-(CO)NHR_3$;

(d) $-(CO)OR_3$;

(e) $-(SO)_2R_3$;

20 (f) monosaccharide;

(g) disaccharide; or

(h) trisaccharide;

Z is:

(a) hydrogen;

25 (b) $-N_3$;

(c) $-CN$;

(d) $-NO_2$;

(e) $-CONH_2$;

(f) $-COOH$;

30 (g) $-CHO$;

(h) $-R_4$;

(i) $-COOR_4$;

(j) $-C(O)R_4$; or

(k) $-C(O)NR_8R_9$;

when U is hydrogen, V is selected from the group consisting of:

- (a) hydrogen;
- (b) $-OR_3$;
- (c) $-OC(O)R_3$;
- 5 (d) $-OC(O)NHR_3$;
- (e) $-OS(O)_2R_3$;
- (f) $-O$ -monosaccharide; and
- (g) $-O$ -disaccharide.

Alternatively, U and V taken together with is oxo.

10

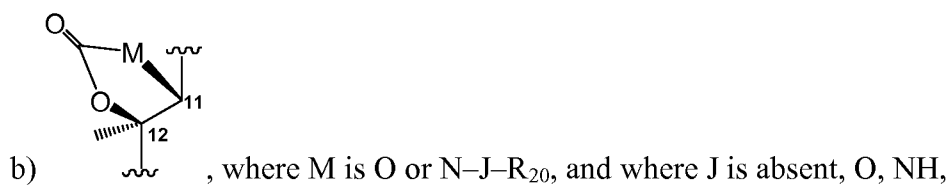
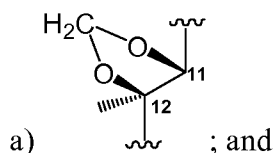
Each of X and Y is independently:

- a) hydrogen;
- b) hydroxy;
- c) halogen; or
- 15 d) $-R_4$;

G is selected from the group consisting of:

- a) hydrogen;
- b) hydroxy;
- 20 c) $-O-R_4$;
- d) $-O-R_{10}$.

Alternatively, G and W taken together to a form cyclic structure selected from:



25

NH(CO), or N=CH; and R₂₀ is selected from the group consisting of:

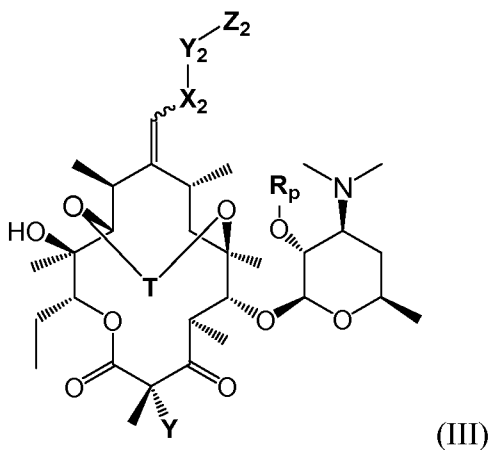
- i. hydrogen;
- ii. R₄; and
- iii. R₁₀.

In another embodiment of the present invention there are disclosed pharmaceutical compositions comprising a therapeutically effective amount of a compound of the invention in combination with a pharmaceutically acceptable carrier or excipient. In yet another embodiment of the invention are methods of treating
 5 antibacterial infections in a subject in need of such treatment with said pharmaceutical compositions. Suitable carriers and formulations of the compounds of the present invention are disclosed.

DETAILED DESCRIPTION OF THE INVENTION

In a first embodiment of the compounds of the present invention are compounds
 10 represented by formulae I and II as illustrated above, or a pharmaceutically acceptable salt, ester or prodrug thereof.

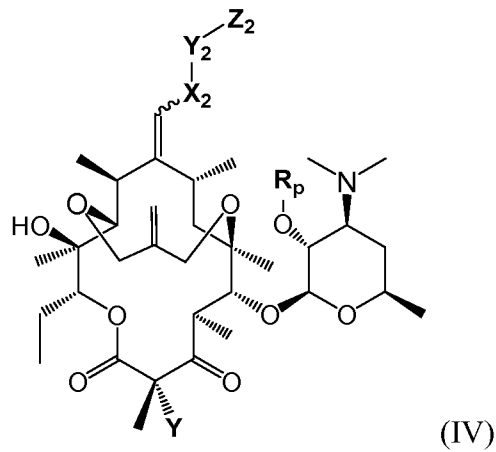
In a second embodiment of the compounds of the present invention are compounds represented by formula III as illustrated below, or a pharmaceutically acceptable salt thereof:



15

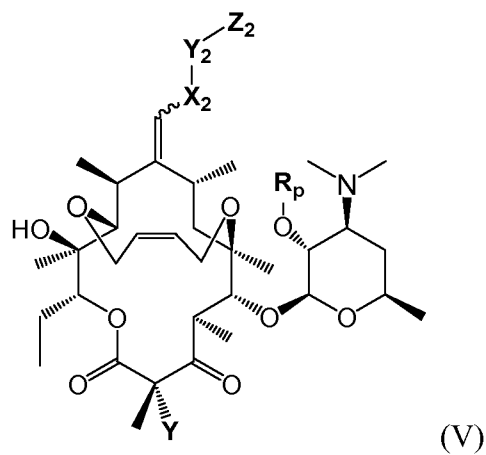
where X_2 is C(O) or CH_2 ; Y_2 is absent, O, S, NH, CO, (CO)O, (CO)NH, SO, SO_2 , CS, (CS)NH, O(CO)O, O(CO)NH, O(CO), (CO)O, NH(CO)O, NH(CO), NH(CO)NH, NH(SO_2), SO_2 NH, NH(SO_2)NH, or C=N-E- R_3 ; Z_2 is hydrogen, R_4 or R_{10} ; R_p is hydrogen, hydroxy protecting group, ester or hydroxy prodrug; Y and T is as previously
 20 defined.

In a third embodiment of the compounds of the present invention are compounds represented by formula IV as illustrated below, or a pharmaceutically acceptable salt, ester or prodrug thereof:



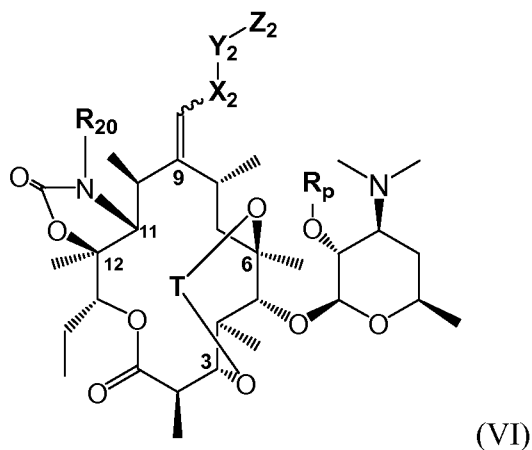
where X_2 , Y_2 , Z_2 , Y and R_p are as previously defined.

In a fourth embodiment of the compounds of the present invention are
 5 compounds represented by formula V as illustrated below, or a pharmaceutically
 acceptable salt, ester or prodrug thereof:



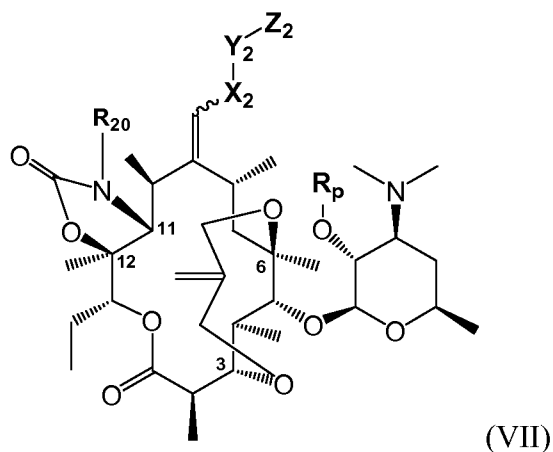
where X_2 , Y_2 , Z_2 , Y and R_p are as previously defined.

10 In a fifth embodiment of the compounds of the present invention are compounds
 represented by formula VI as illustrated below, or a pharmaceutically acceptable salt,
 ester or prodrug thereof:



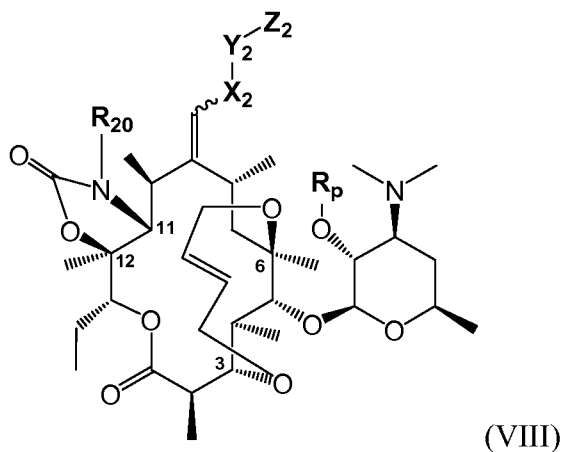
where X₂, Y₂, Z₂, T, R₂₀ and R_p are as previously defined.

In a sixth embodiment of the compounds of the present invention are compounds
 5 represented by formula VII as illustrated below, or a pharmaceutically acceptable salt, ester or prodrug thereof:



where X₂, Y₂, Z₂, R₂₀ and R_p are as previously defined.

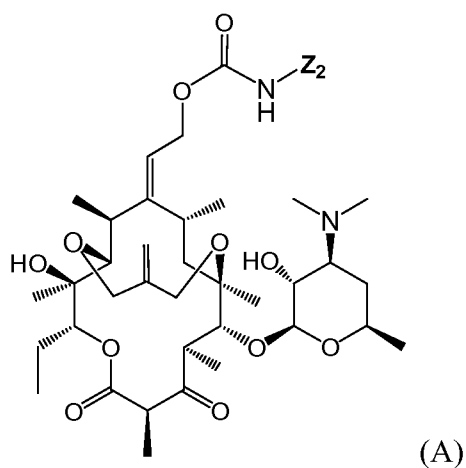
10 In an seventh embodiment of the compounds of the present invention are compounds represented by formula VIII as illustrated below, or a pharmaceutically acceptable salt, ester or prodrug thereof:



where X_2 , Y_2 , Z_2 , R_{20} and R_p are as previously defined.

Representative compounds according to the invention are those selected from the group consisting of:

Compounds (1)-(173) of the formula A:

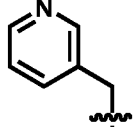
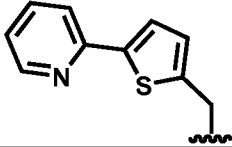
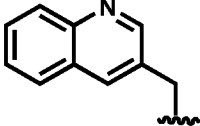
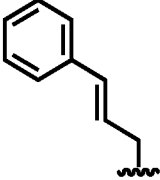
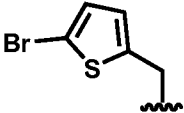
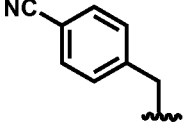
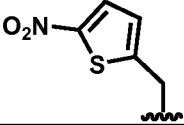
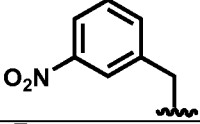
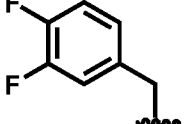
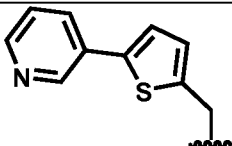
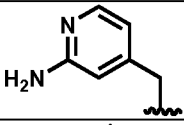
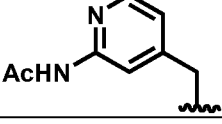


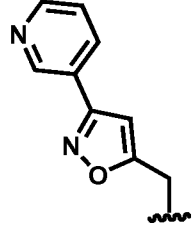
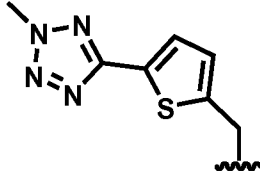
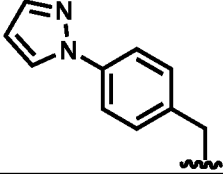
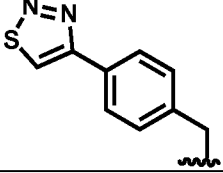
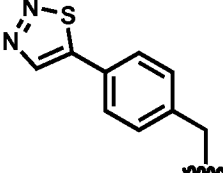
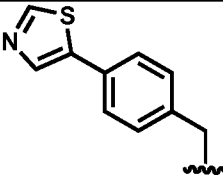
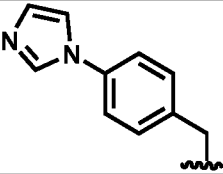
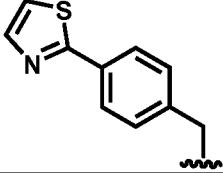
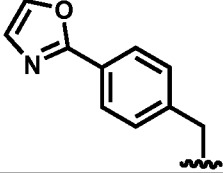
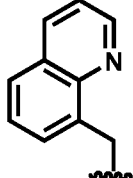
wherein Z_2 is delineated for each example in Table 1.

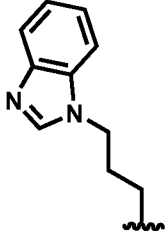
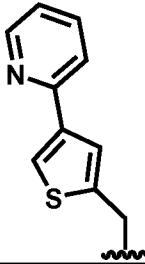
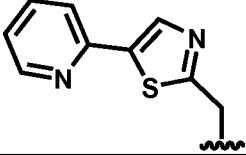
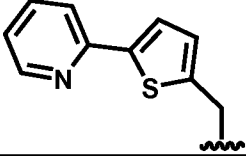
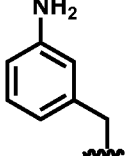
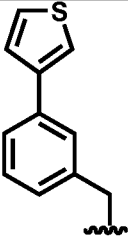
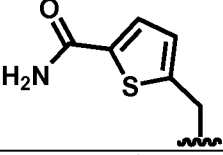
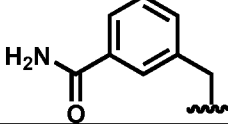
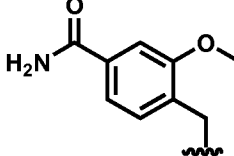
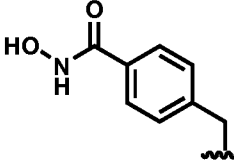
10

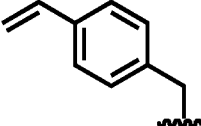
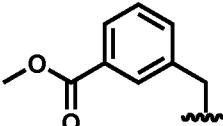
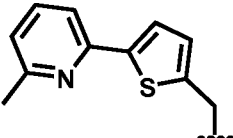
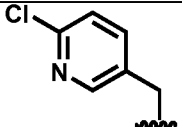
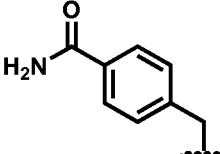
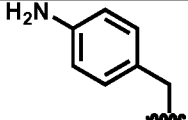
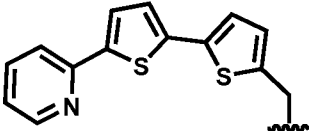
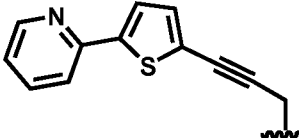
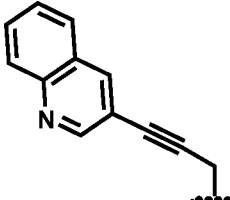
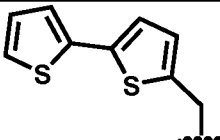
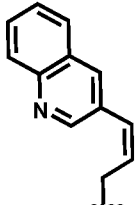
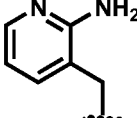
TABLE 1

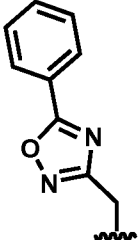
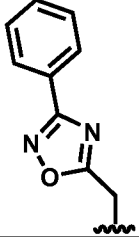
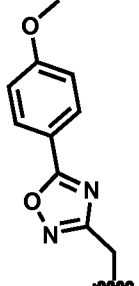
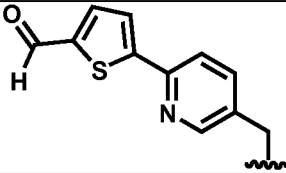
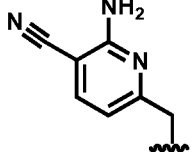
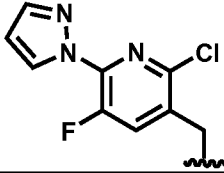
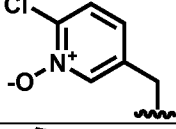
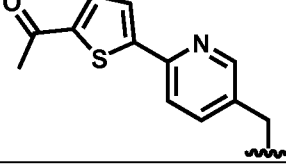
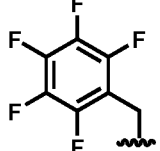
Compound No.	$-Z_2$
(1)	
(2)	

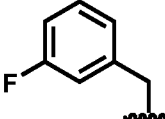
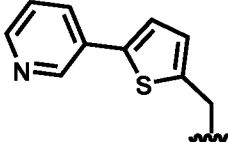
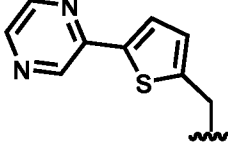
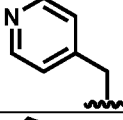
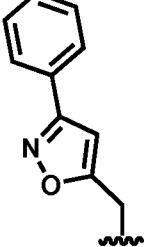
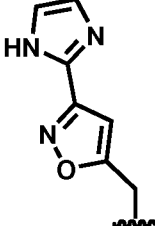
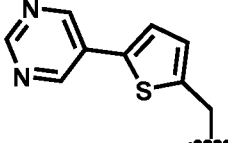
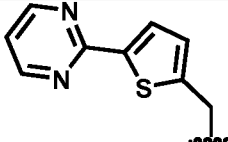
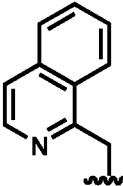
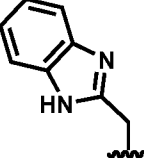
(3)	
(4)	
(5)	
(6)	
(7)	
(8)	
(9)	
(10)	
(11)	
(12)	
(13)	
(14)	

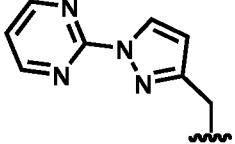
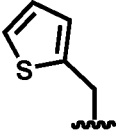
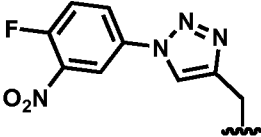
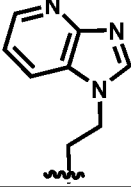
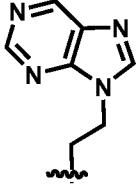
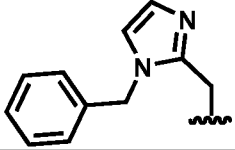
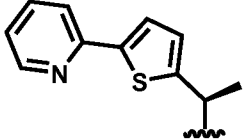
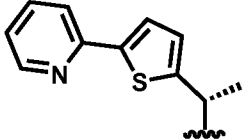
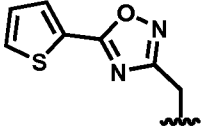
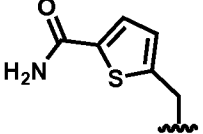
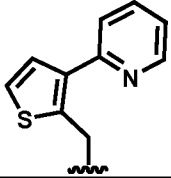
(15)	
(16)	
(17)	
(18)	
(19)	
(20)	
(21)	
(22)	
(23)	
(24)	

(25)	
(26)	
(27)	
(28)	
(29)	
(30)	
(31)	
(32)	
(33)	
(34)	

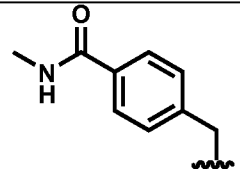
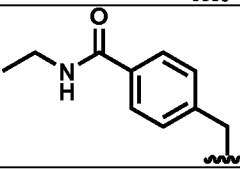
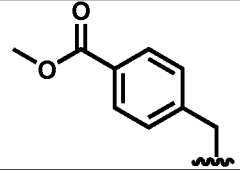
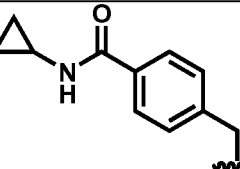
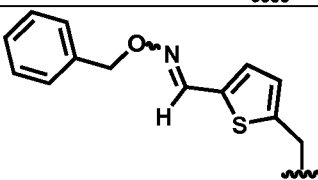
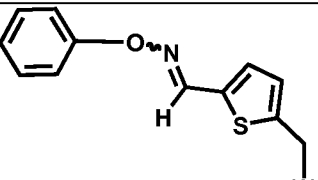
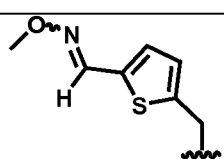
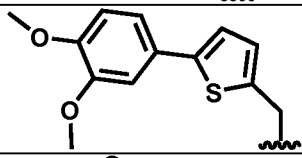
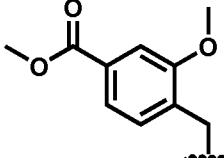
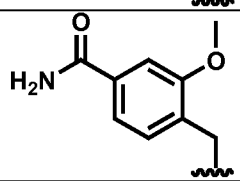
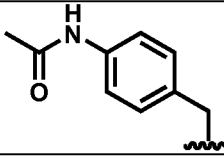
(35)	
(36)	
(37)	
(38)	
(39)	
(40)	
(41)	
(42)	
(43)	
(44)	
(45)	
(46)	

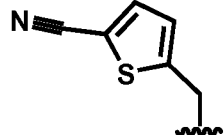
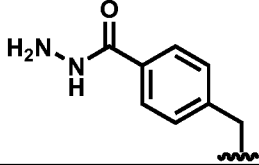
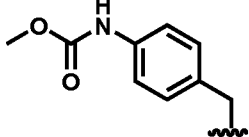
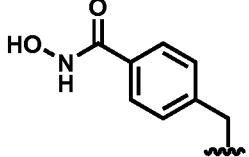
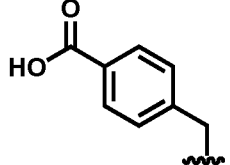
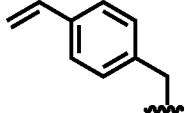
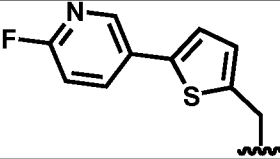
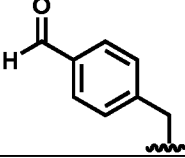
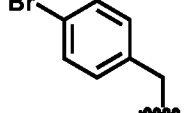
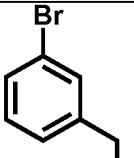
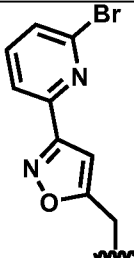
(47)	
(48)	
(49)	
(50)	
(51)	
(52)	
(53)	
(54)	
(55)	

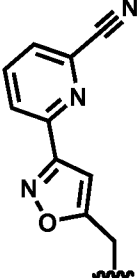
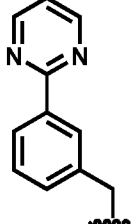
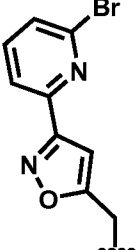
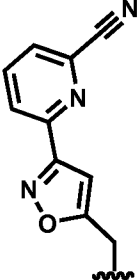
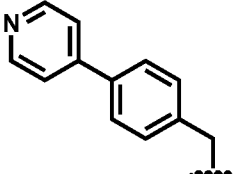
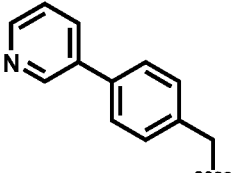
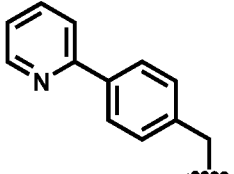
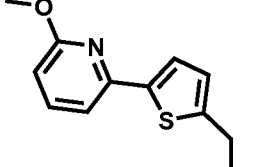
(56)	
(57)	
(58)	
(59)	
(60)	
(61)	
(62)	
(63)	
(64)	
(65)	

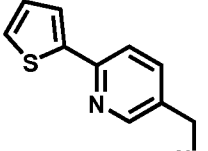
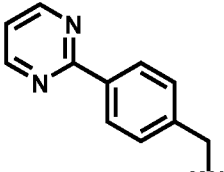
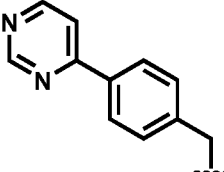
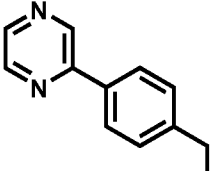
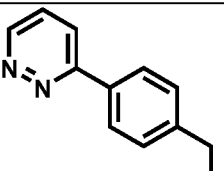
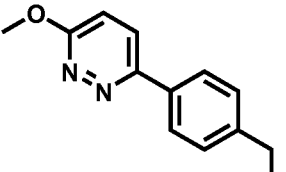
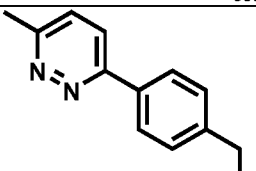
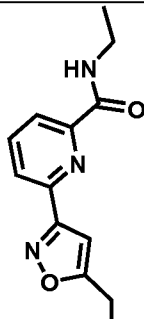
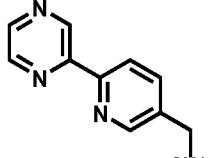
(66)	
(67)	
(68)	
(69)	
(70)	
(71)	
(72)	
(73)	
(74)	
(75)	
(76)	

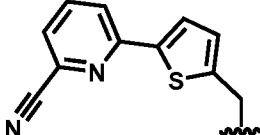
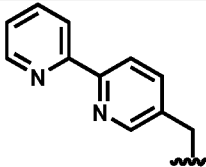
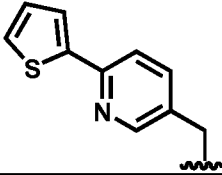
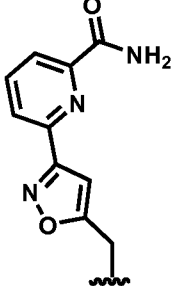
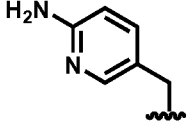
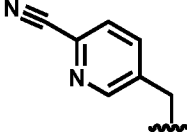
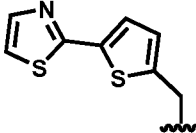
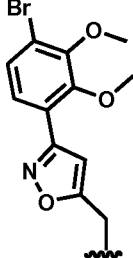
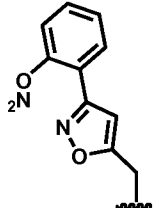
(77)	
(78)	
(79)	
(80)	
(81)	
(82)	
(83)	
(84)	
(85)	
(86)	
(87)	

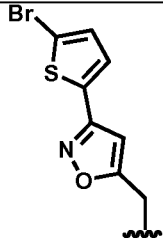
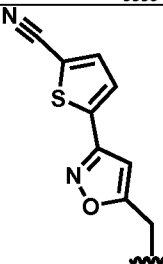
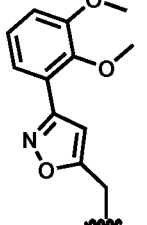
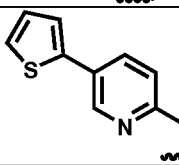
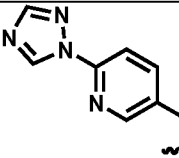
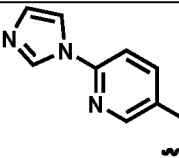
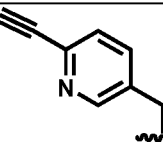
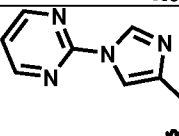
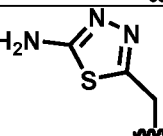
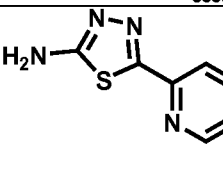
(88)	
(89)	
(90)	
(91)	
(92)	
(93)	
(94)	
(95)	
(96)	
(97)	
(98)	

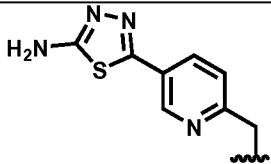
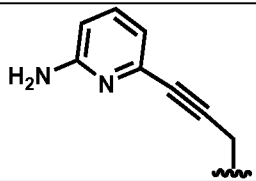
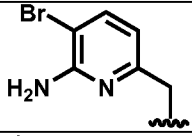
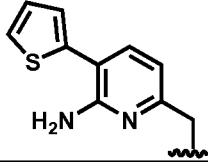
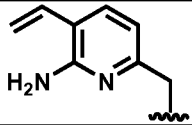
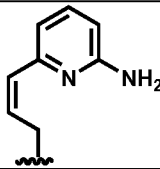
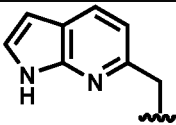
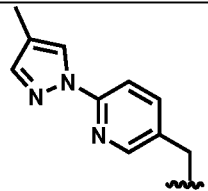
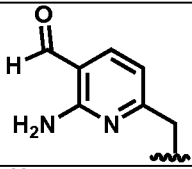
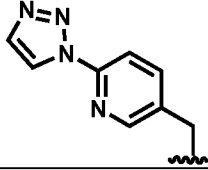
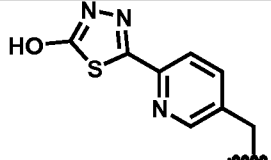
(99)	
(100)	
(101)	
(102)	
(103)	
(104)	
(105)	
(106)	
(107)	
(108)	
(109)	

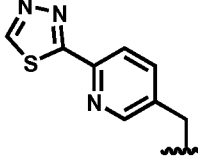
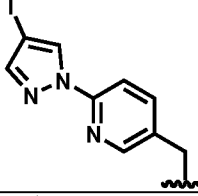
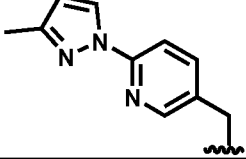
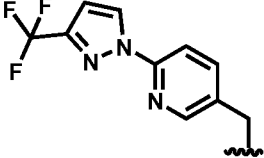
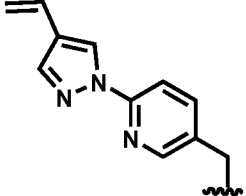
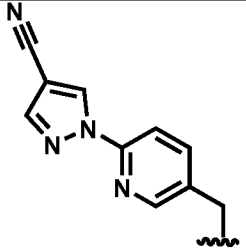
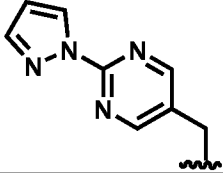
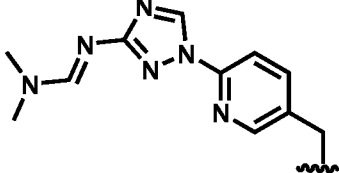
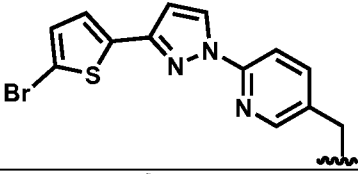
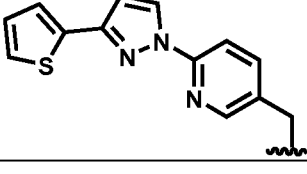
(110)	
(111)	
(112)	
(113)	
(114)	
(115)	
(116)	
(117)	

(118)	
(119)	
(120)	
(121)	
(122)	
(123)	
(124)	
(125)	
(126)	

(127)	
(128)	
(129)	
(130)	
(131)	
(132)	
(133)	
(134)	
(135)	

(136)	
(137)	
(138)	
(139)	
(140)	
(141)	
(142)	
(143)	
(144)	
(145)	

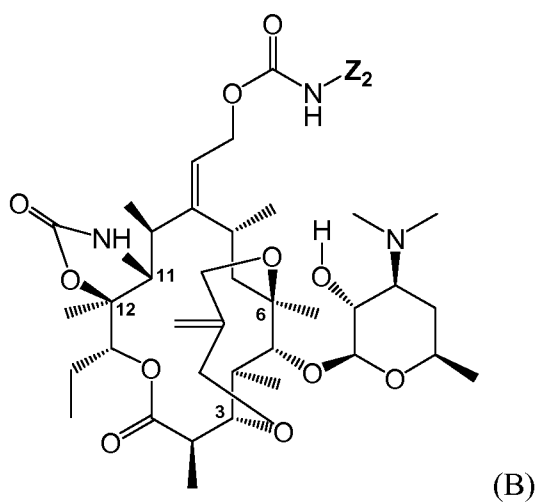
(146)	
(147)	
(148)	
(149)	
(150)	
(151)	
(152)	
(153)	
(154)	
(155)	
(156)	

(157)	
(158)	
(159)	
(160)	
(161)	
(162)	
(163)	
(164)	
(165)	
(166)	

(167)	
(168)	
(169)	
(170)	
(171)	
(172)	
(173)	

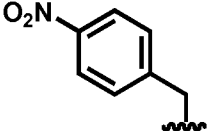
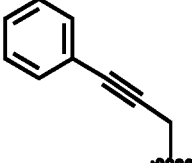
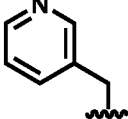
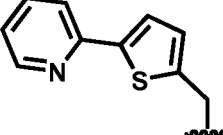
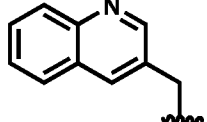
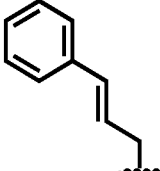
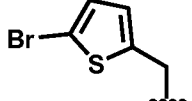
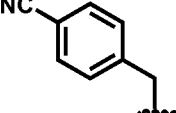
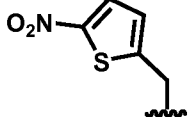
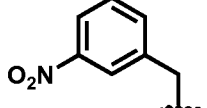
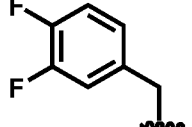
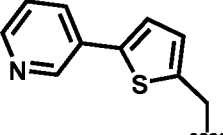
Further representative species of the present invention are:

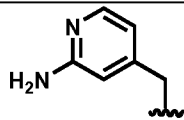
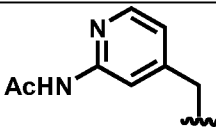
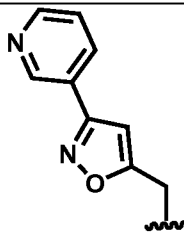
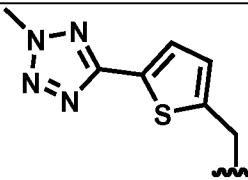
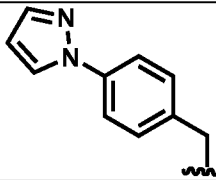
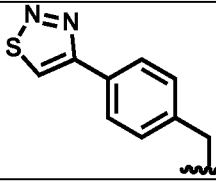
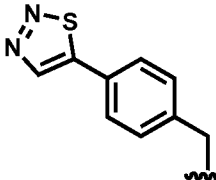
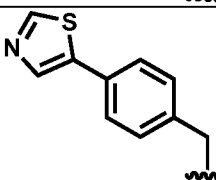
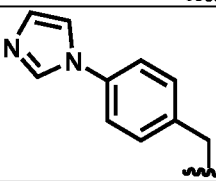
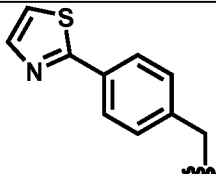
Compounds (174)-(346) of the formula B:

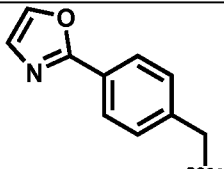
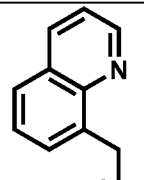
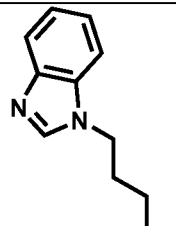
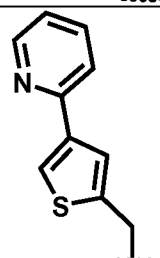
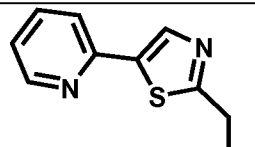
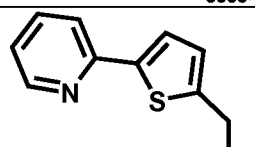
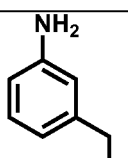
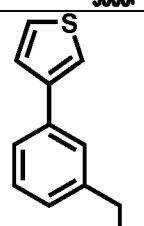
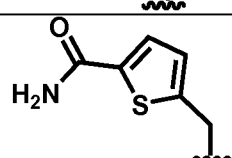


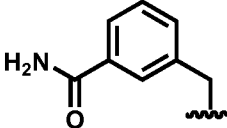
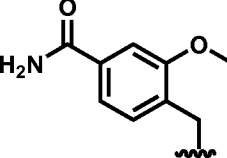
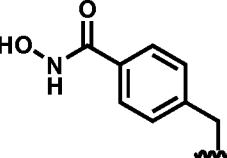
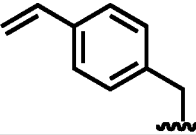
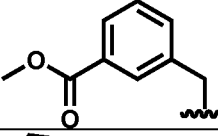
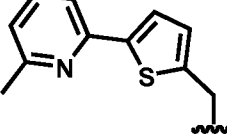
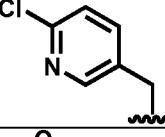
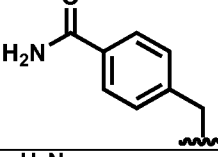
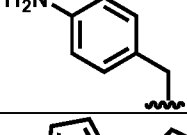
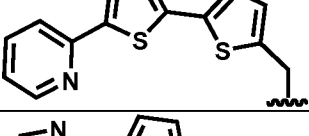
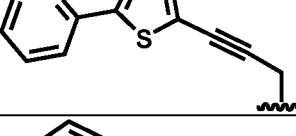
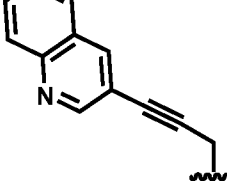
5 wherein Z₂ is delineated for each example in Table 2.

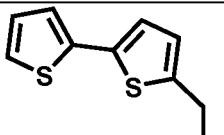
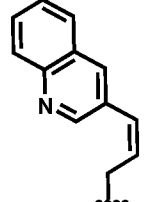
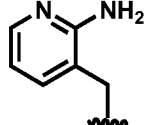
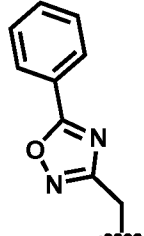
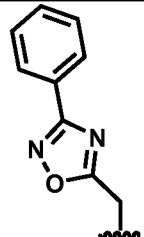
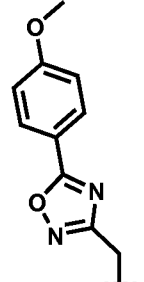
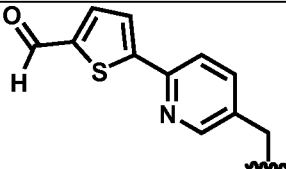
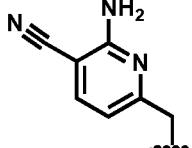
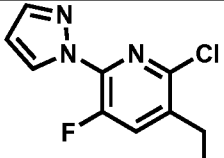
TABLE 2

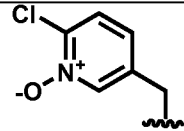
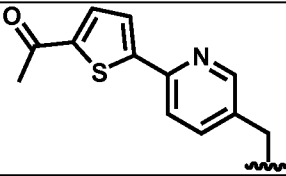
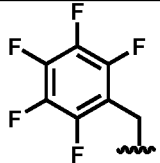
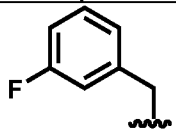
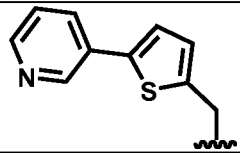
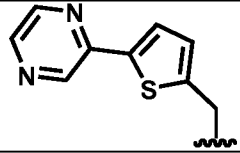
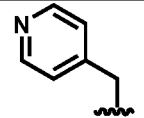
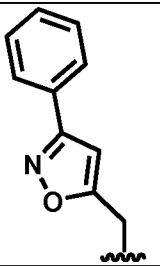
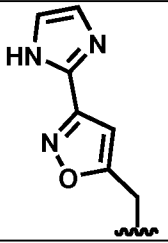
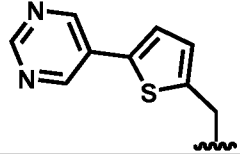
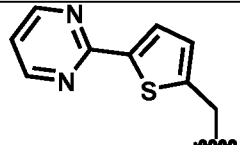
Compound No.	Z_2
(174)	
(175)	
(176)	
(177)	
(178)	
(179)	
(180)	
(181)	
(182)	
(183)	
(184)	
(185)	

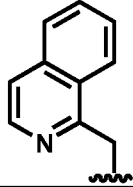
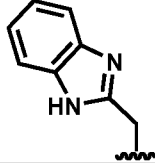
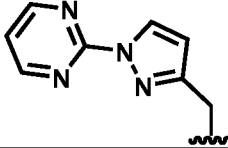
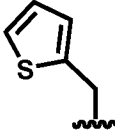
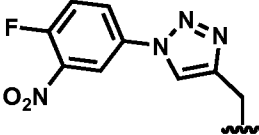
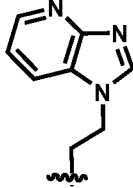
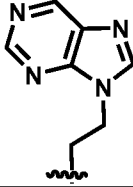
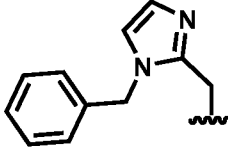
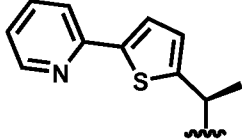
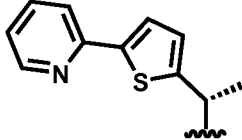
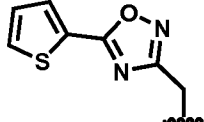
(186)	
(187)	
(188)	
(189)	
(190)	
(191)	
(192)	
(193)	
(194)	
(195)	

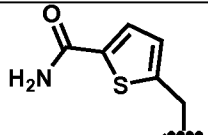
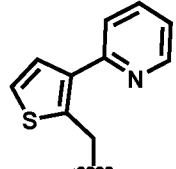
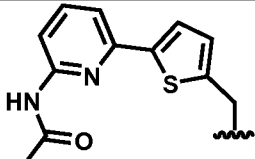
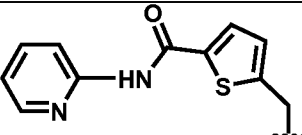
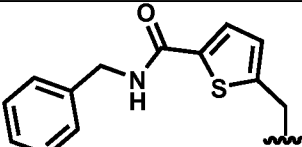
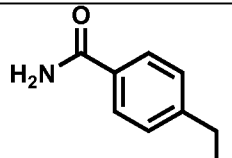
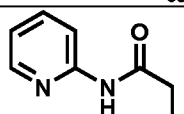
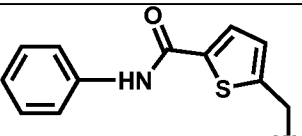
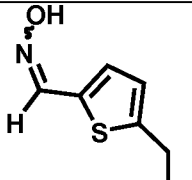
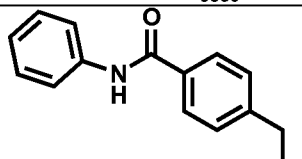
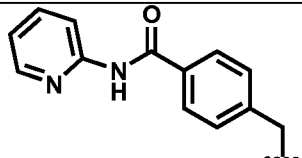
(196)	
(197)	
(198)	
(199)	
(200)	
(201)	
(202)	
(203)	
(204)	

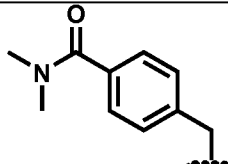
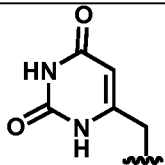
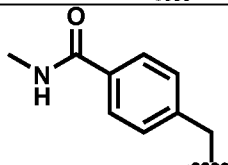
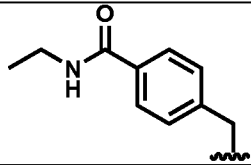
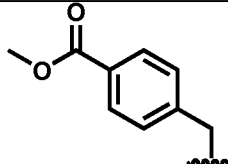
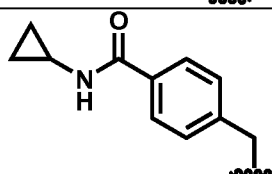
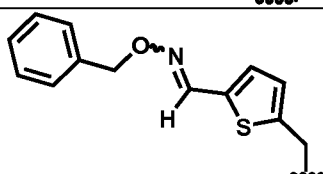
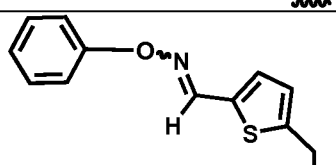
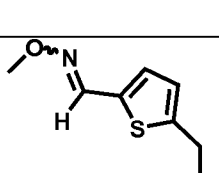
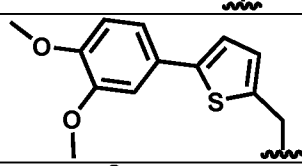
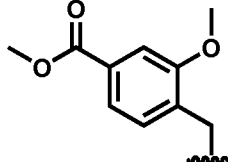
(205)	
(206)	
(207)	
(208)	
(209)	
(210)	
(211)	
(212)	
(213)	
(214)	
(215)	
(216)	

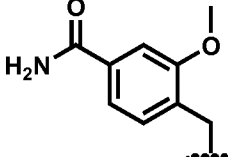
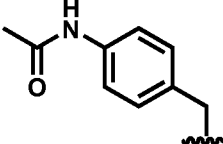
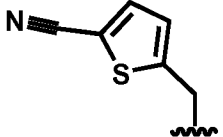
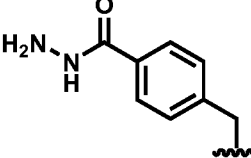
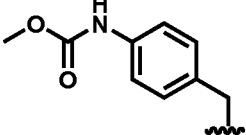
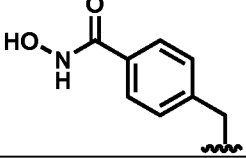
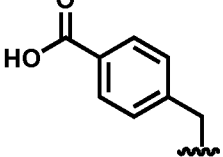
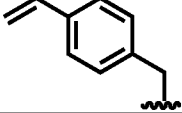
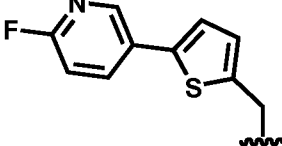
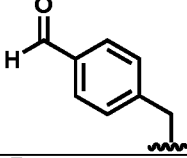
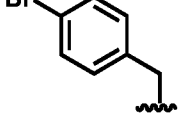
(217)	
(218)	
(219)	
(220)	
(221)	
(222)	
(223)	
(224)	
(225)	

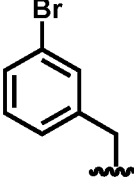
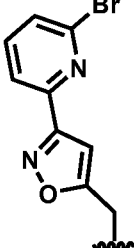
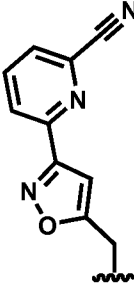
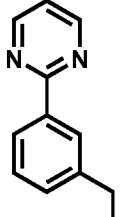
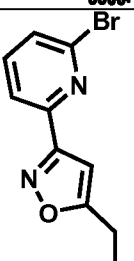
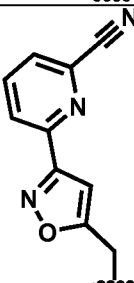
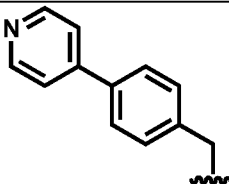
(226)	
(227)	
(228)	
(229)	
(230)	
(231)	
(232)	
(233)	
(234)	
(235)	
(236)	

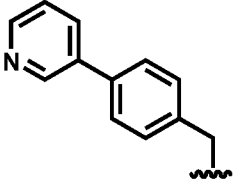
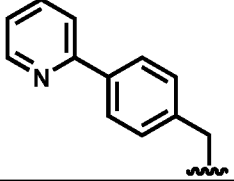
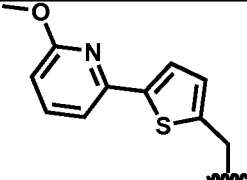
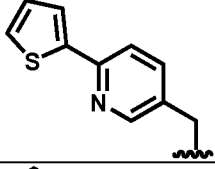
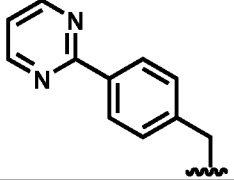
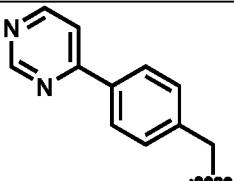
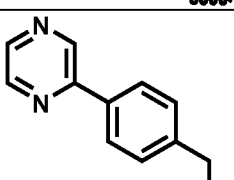
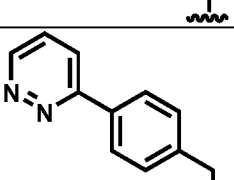
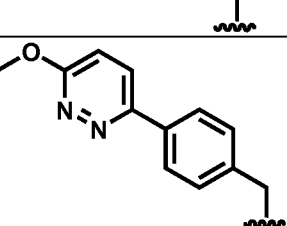
(237)	
(238)	
(239)	
(240)	
(241)	
(242)	
(243)	
(244)	
(245)	
(246)	
(247)	

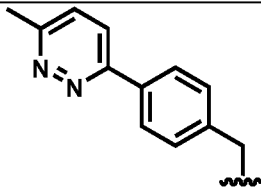
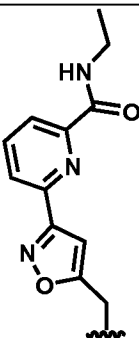
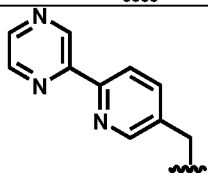
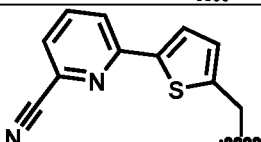
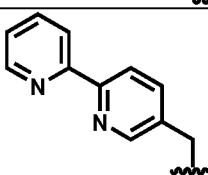
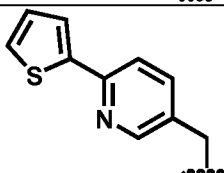
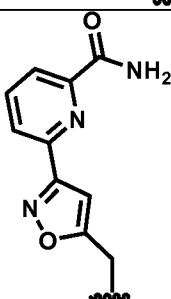
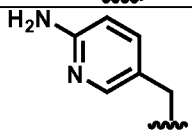
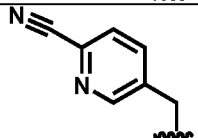
(248)	
(249)	
(250)	
(251)	
(252)	
(253)	
(254)	
(255)	
(256)	
(257)	
(258)	

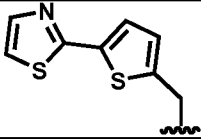
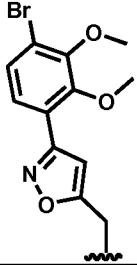
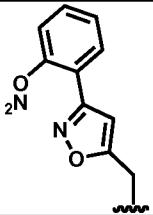
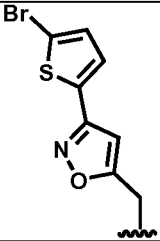
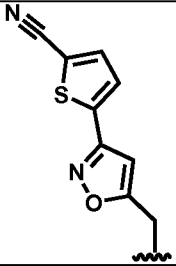
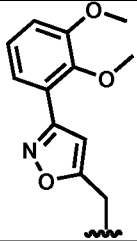
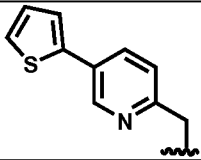
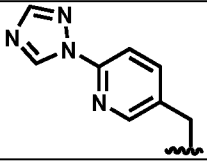
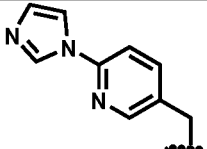
(259)	
(260)	
(261)	
(262)	
(263)	
(264)	
(265)	
(266)	
(267)	
(268)	
(269)	

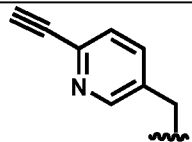
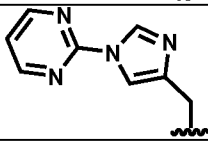
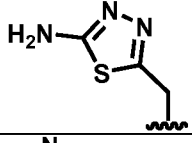
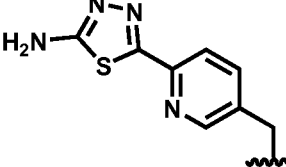
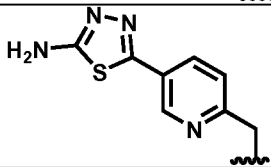
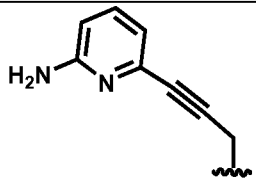
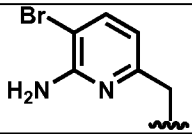
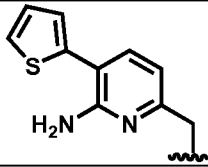
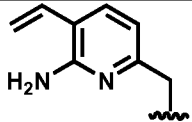
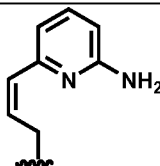
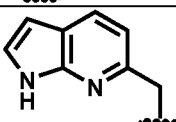
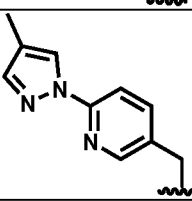
(270)	
(271)	
(272)	
(273)	
(274)	
(275)	
(276)	
(277)	
(278)	
(279)	
(280)	

(281)	
(282)	
(283)	
(284)	
(285)	
(286)	
(287)	

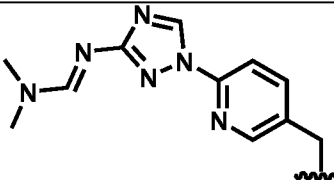
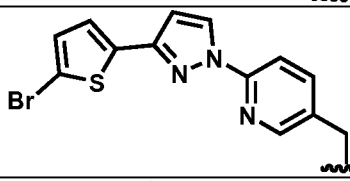
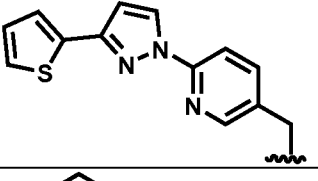
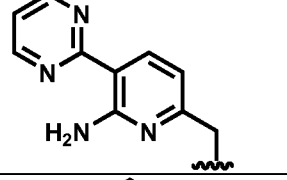
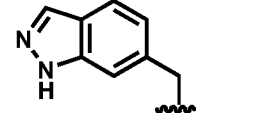
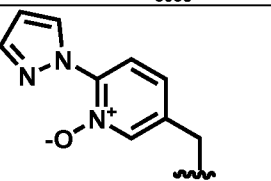
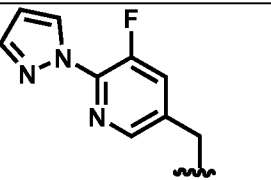
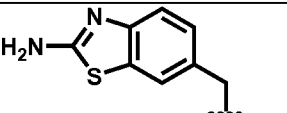
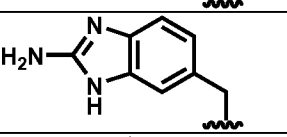
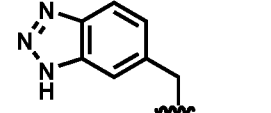
(288)	
(289)	
(290)	
(291)	
(292)	
(293)	
(294)	
(295)	
(296)	

(297)	
(298)	
(299)	
(300)	
(301)	
(302)	
(303)	
(304)	
(305)	

(306)	
(307)	
(308)	
(309)	
(310)	
(311)	
(312)	
(313)	
(314)	

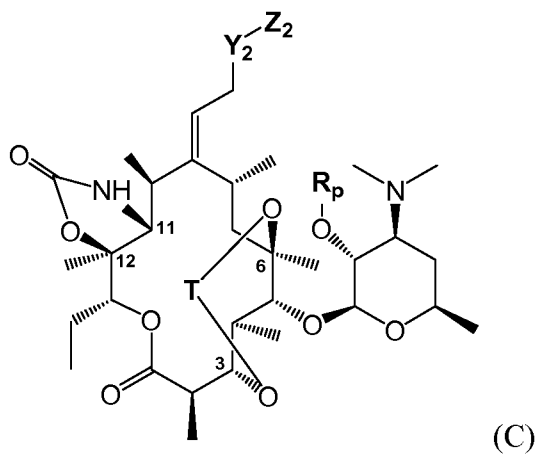
(315)	
(316)	
(317)	
(318)	
(319)	
(320)	
(321)	
(322)	
(323)	
(324)	
(325)	
(326)	

(327)	
(328)	
(329)	
(330)	
(331)	
(332)	
(333)	
(334)	
(335)	
(336)	

(337)	
(338)	
(339)	
(340)	
(341)	
(342)	
(343)	
(344)	
(345)	
(346)	

Further representative species of the present invention are:

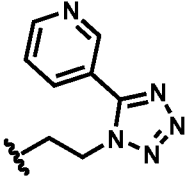
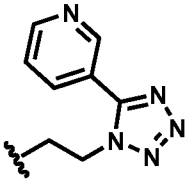
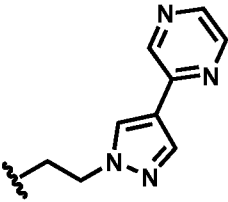
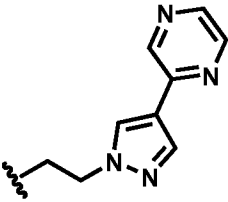
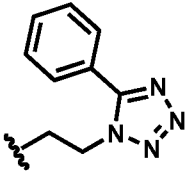
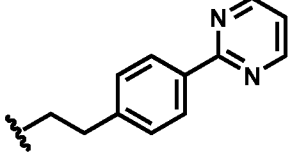
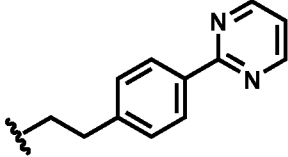
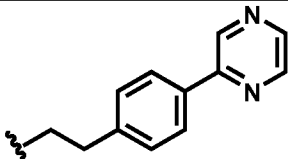
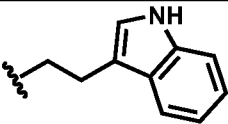
Compounds (347)-(370) of the formula C:

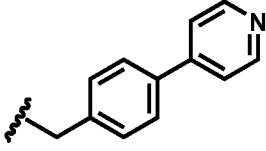
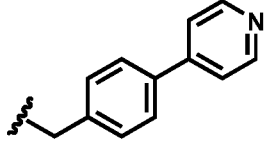
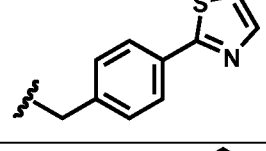
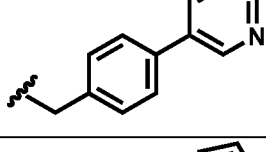
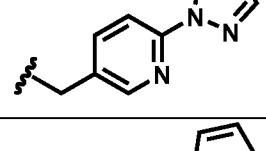
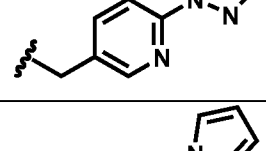
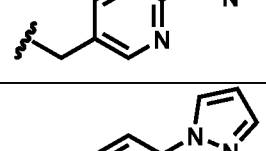
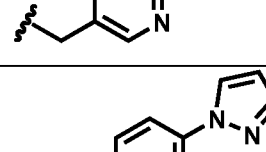
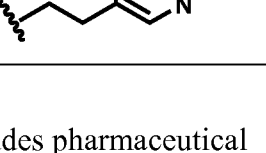


wherein Y_2 , Z_2 , T , and R_p are delineated for each example in Table 3.

TABLE 3

Compound No.	T	Y_2	Z_2	R_p
(347)	$-\text{CH}_2(\text{C}=\text{CH}_2)\text{CH}_2-$	$-\text{O}(\text{C}=\text{O})\text{NHNH}-$		Ac
(348)	$-\text{CH}_2(\text{C}=\text{CH}_2)\text{CH}_2-$	$-\text{O}(\text{C}=\text{O})\text{NHNH}-$		H
(349)	$-\text{CH}_2(\text{C}=\text{O})\text{CH}_2-$	$-\text{O}(\text{C}=\text{O})\text{NHNH}-$		H
(350)	$-\text{CH}_2(\text{C}=\text{CH}_2)\text{CH}_2-$	$-\text{NH}-$		H
(351)	$-\text{CH}_2(\text{C}=\text{CH}_2)\text{CH}_2-$	$-\text{NH}-$		Ac
(352)	$-\text{CH}_2(\text{C}=\text{CH}_2)\text{CH}_2-$	$-\text{NH}-$		H

(353)	$-\text{CH}_2(\text{C}=\text{CH}_2)\text{CH}_2-$	$-\text{NH}-$		Ac
(354)	$-\text{CH}_2(\text{C}=\text{CH}_2)\text{CH}_2-$	$-\text{NH}-$		H
(355)	$-\text{CH}_2(\text{C}=\text{CH}_2)\text{CH}_2-$	$-\text{NH}-$		Ac
(356)	$-\text{CH}_2(\text{C}=\text{CH}_2)\text{CH}_2-$	$-\text{NH}-$		H
(357)	$-\text{CH}_2\text{CH}=\text{CHCH}_2-$	$-\text{NH}-$		H
(358)	$-\text{CH}_2(\text{C}=\text{CH}_2)\text{CH}_2-$	$-\text{NH}-$		Ac
(359)	$-\text{CH}_2(\text{C}=\text{CH}_2)\text{CH}_2-$	$-\text{NH}-$		H
(360)	$-\text{CH}_2(\text{C}=\text{CH}_2)\text{CH}_2-$	$-\text{NH}-$		H
(361)	$-\text{CH}_2(\text{C}=\text{CH}_2)\text{CH}_2-$	$-\text{NH}-$		H

(362)	$-\text{CH}_2(\text{C}=\text{CH}_2)\text{CH}_2-$	$-\text{NH}(\text{C}=\text{O})\text{NH}-$		Ac
(363)	$-\text{CH}_2(\text{C}=\text{CH}_2)\text{CH}_2-$	$-\text{NH}(\text{C}=\text{O})\text{NH}-$		H
(364)	$-\text{CH}_2(\text{C}=\text{CH}_2)\text{CH}_2-$	$-\text{NH}(\text{C}=\text{O})\text{NH}-$		H
(365)	$-\text{CH}_2(\text{C}=\text{CH}_2)\text{CH}_2-$	$-\text{NH}(\text{C}=\text{O})\text{O}-$		H
(366)	$-\text{CH}_2(\text{C}=\text{CH}_2)\text{CH}_2-$	$-\text{NH}(\text{C}=\text{O})\text{NH}-$		Ac
(367)	$-\text{CH}_2(\text{C}=\text{CH}_2)\text{CH}_2-$	$-\text{NH}(\text{C}=\text{O})\text{NH}-$		H
(368)	$-\text{CH}_2\text{CH}=\text{CHCH}_2-$	$-\text{NH}(\text{C}=\text{O})\text{NH}-$		H
(369)	$-\text{CH}_2\text{CH}=\text{CHCH}_2-$	$-\text{NH}-$		H
(370)	$-\text{CH}_2\text{CH}=\text{CHCH}_2-$	$-\text{NH}-$		H

A further embodiment of the present invention includes pharmaceutical compositions comprising any single compound delineated herein, or a pharmaceutically acceptable salt, ester, or prodrug thereof, with a pharmaceutically acceptable carrier or excipient.

Yet another embodiment of the present invention is a pharmaceutical composition comprising a combination of two or more compounds delineated herein, or

a pharmaceutically acceptable salt, ester, or prodrug thereof, with a pharmaceutically acceptable carrier or excipient.

Yet a further embodiment of the present invention is a pharmaceutical composition comprising any single compound delineated herein in combination with one or more antibiotics known in the art, or a pharmaceutically acceptable salt, ester, or prodrug thereof, with a pharmaceutically acceptable carrier or excipient.

In addition, the present invention contemplates processes of making any compound delineated herein via any synthetic method delineated herein.

10 DEFINITIONS

Listed below are definitions of various terms used to describe this invention. These definitions apply to the terms as they are used throughout this specification and claims, unless otherwise limited in specific instances, either individually or as part of a larger group.

15 The term "aryl," as used herein, refers to a mono- or polycyclic carbocyclic ring system having one or two aromatic rings including, but not limited to, phenyl, naphthyl, tetrahydronaphthyl, indanyl, idenyl and the like.

The term "heteroaryl," as used herein, refers to a mono- or polycyclic (e.g. bi-, or tri-cyclic or more) aromatic radical or ring having from five to ten ring atoms of which one or more ring atom is selected from, for example, S, O and N; zero, one or two ring atoms are additional heteroatoms independently selected from, for example, S, O and N; and the remaining ring atoms are carbon, wherein any N or S contained within the ring may be optionally oxidized. Heteroaryl includes, but is not limited to, pyridinyl, pyrazinyl, pyrimidinyl, pyrrolyl, pyrazolyl, imidazolyl, thiazolyl, oxazolyl, isooxazolyl, thiadiazolyl, oxadiazolyl, thiophenyl, furanyl, quinolinyl, isoquinolinyl, benzimidazolyl, benzooxazolyl, quinoxalinyl, and the like.

In accordance with the invention, any of the aryls, substituted aryls, heteroaryls and substituted heteroaryls described herein, can be any aromatic group. Aromatic groups can be substituted or unsubstituted.

30 The terms "C₁-C₆ alkyl," or "C₁-C₁₂ alkyl," as used herein, refer to saturated, straight- or branched-chain hydrocarbon radicals containing between one and six, or one and twelve carbon atoms, respectively. Examples of C₁-C₆ alkyl radicals include, but are not limited to, methyl, ethyl, propyl, isopropyl, *n*-butyl, *tert*-butyl, neopentyl and *n*-hexyl

radicals; and examples of C₁-C₁₂ alkyl radicals include, but are not limited to, ethyl, propyl, isopropyl, n-hexyl, octyl, decyl, dodecyl radicals.

The term "C₂-C₆ alkenyl," as used herein, denotes a monovalent group derived from a hydrocarbon moiety containing from two to six carbon atoms having at least one carbon-carbon double bond by the removal of a single hydrogen atom. Alkenyl groups include, but are not limited to, for example, ethenyl, propenyl, butenyl, 1-methyl-2-buten-1-yl, and the like.

The term "C₂-C₆ alkynyl," as used herein, denotes a monovalent group derived from a hydrocarbon moiety containing from two to six carbon atoms having at least one carbon-carbon triple bond by the removal of a single hydrogen atom. Representative alkenyl groups include, but are not limited to, for example, ethynyl, 1-propynyl, 1-butynyl, and the like.

The term "C₃-C₁₂-cycloalkyl," as used herein, denotes a monovalent group derived from a monocyclic or polycyclic saturated carbocyclic ring compound by the removal of a single hydrogen atom. Examples include, but not limited to, cyclopropyl, cyclobutyl, cyclopentyl, cyclohexyl, bicyclo [2.2.1] heptyl, and bicyclo [2.2.2] octyl.

It is understood that any alkyl, alkenyl, alkynyl and cycloalkyl moiety described herein can also be an aliphatic group, an alicyclic group or a heterocyclic group. An "aliphatic group" is non-aromatic moiety that may contain any combination of carbon atoms, hydrogen atoms, halogen atoms, oxygen, nitrogen or other atoms, and optionally contain one or more units of unsaturation, e.g., double and/or triple bonds. An aliphatic group may be straight chained, branched or cyclic and preferably contains between about 1 and about 24 carbon atoms, more typically between about 1 and about 12 carbon atoms. In addition to aliphatic hydrocarbon groups, aliphatic groups include, for example, polyalkoxyalkyls, such as polyalkylene glycols, polyamines, and polyimines, for example. Such aliphatic groups may be further substituted.

The term "alicyclic," as used herein, denotes a monovalent group derived from a monocyclic or bicyclic saturated carbocyclic ring compound by the removal of a single hydrogen atom. Examples include, but are not limited to, cyclopropyl, cyclobutyl, cyclopentyl, cyclohexyl, bicyclo [2.2.1] heptyl, and bicyclo [2.2.2] octyl. Such alicyclic groups may be further substituted.

The term "heterocyclic" as used herein, refers to a non-aromatic 5-, 6- or 7-membered ring or a bi- or tri-cyclic group fused system, where (i) each ring contains between one and three heteroatoms independently selected from oxygen, sulfur and

nitrogen, (ii) each 5-membered ring has 0 to 1 double bonds and each 6-membered ring has 0 to 2 double bonds, (iii) the nitrogen and sulfur heteroatoms may optionally be oxidized, (iv) the nitrogen heteroatom may optionally be quaternized, (v) any of the above rings may be fused to a benzene ring, and (vi) the remaining ring atoms are carbon atoms which may be optionally oxo-substituted. Representative heterocycloalkyl groups include, but are not limited to, [1,3]dioxolane, pyrrolidinyl, pyrazolinyl, pyrazolidinyl, imidazoliny, imidazolidinyl, piperidinyl, piperazinyl, oxazolidinyl, isoxazolidinyl, morpholinyl, thiazolidinyl, isothiazolidinyl, quinoxalinyl, pyridazinonyl, and tetrahydrofuryl. Such heterocyclic groups may be further substituted.

10 The terms "substituted aryl", "substituted heteroaryl," "substituted C₁-C₆ alkyl," "substituted C₁-C₁₂ alkyl," "substituted C₂-C₆ alkenyl," "substituted C₂-C₆ alkynyl," "substituted C₁-C₈ alkylene," "substituted C₂-C₈ alkenylene," "substituted C₂-C₈ alkynylene," "substituted aliphatic," "or "substituted C₃-C₁₂ cycloalkyl," as used herein, refer to aryl, heteroaryl, C₁-C₆ alkyl, C₁-C₁₂ alkyl, C₂-C₆ alkenyl, C₂-C₆ alkynyl, C₁-C₈ alkylene, C₂-C₈ alkenylene, aliphatic, or C₃-C₁₂ cycloalkyl groups as previously defined, substituted by independent replacement of one, two, or three or more of the hydrogen atoms thereon with substituents including, but not limited to, -F, -Cl, -Br, -I, -OH, protected hydroxyl, -NO₂, -CN, -NH₂, protected amino, -NH -C₁-C₁₂-alkyl, -NH -C₂-C₁₂-alkenyl, -NH -C₂-C₁₂-alkenyl, -NH -C₃-C₁₂-cycloalkyl, -NH -aryl, -NH -heteroaryl, -NH -heterocycloalkyl, -dialkylamino, -diarylamino, -diheteroarylamino, -O-C₁-C₁₂-alkyl, -O-C₂-C₁₂-alkenyl, -O-C₂-C₁₂-alkenyl, -O-C₃-C₁₂-cycloalkyl, -O-aryl, -O-heteroaryl, -O-heterocycloalkyl, -C(O)- C₁-C₁₂-alkyl, -C(O)- C₂-C₁₂-alkenyl, -C(O)- C₂-C₁₂-alkenyl, -C(O)-C₃-C₁₂-cycloalkyl, -C(O)-aryl, -C(O)-heteroaryl, -C(O)-heterocycloalkyl, -CONH₂, -CONH- C₁-C₁₂-alkyl, -CONH- C₂-C₁₂-alkenyl, -CONH- C₂-C₁₂-alkenyl, -CONH-C₃-C₁₂-cycloalkyl, -CONH-aryl, -CONH-heteroaryl, -CONH-heterocycloalkyl, -OCO₂- C₁-C₁₂-alkyl, -OCO₂- C₂-C₁₂-alkenyl, -OCO₂- C₂-C₁₂-alkenyl, -OCO₂-C₃-C₁₂-cycloalkyl, -OCO₂-aryl, -OCO₂-heteroaryl, -OCO₂-heterocycloalkyl, -OCONH₂, -OCONH- C₁-C₁₂-alkyl, -OCONH- C₂-C₁₂-alkenyl, -OCONH- C₂-C₁₂-alkenyl, -OCONH- C₃-C₁₂-cycloalkyl, -OCONH- aryl, -OCONH- heteroaryl, -OCONH- heterocycloalkyl, -NHC(O)- C₁-C₁₂-alkyl, -NHC(O)-C₂-C₁₂-alkenyl, -NHC(O)-C₂-C₁₂-alkenyl, -NHC(O)-C₃-C₁₂-cycloalkyl, -NHC(O)-aryl, -NHC(O)-heteroaryl, -NHC(O)-heterocycloalkyl, -NHCO₂- C₁-C₁₂-alkyl, -NHCO₂- C₂-C₁₂-alkenyl, -NHCO₂- C₂-C₁₂-alkenyl, -NHCO₂- C₃-C₁₂-cycloalkyl, -NHCO₂- aryl, -NHCO₂- heteroaryl, -NHCO₂- heterocycloalkyl, -NHC(O)NH₂, -NHC(O)NH- C₁-C₁₂-alkyl, -NHC(O)NH-C₂-C₁₂-alkenyl, -NHC(O)NH-

C₂-C₁₂-alkenyl, -NHC(O)NH-C₃-C₁₂-cycloalkyl, -NHC(O)NH-aryl, -NHC(O)NH-
 heteroaryl, -NHC(O)NH-heterocycloalkyl, NHC(S)NH₂, -NHC(S)NH- C₁-C₁₂-alkyl, -
 NHC(S)NH-C₂-C₁₂-alkenyl, -NHC(S)NH-C₂-C₁₂-alkenyl, -NHC(S)NH-C₃-C₁₂-
 cycloalkyl, -NHC(S)NH-aryl, -NHC(S)NH-heteroaryl, -NHC(S)NH-heterocycloalkyl, -
 5 NHC(NH)NH₂, -NHC(NH)NH- C₁-C₁₂-alkyl, -NHC(NH)NH-C₂-C₁₂-alkenyl, -
 NHC(NH)NH-C₂-C₁₂-alkenyl, -NHC(NH)NH-C₃-C₁₂-cycloalkyl, -NHC(NH)NH-aryl, -
 NHC(NH)NH-heteroaryl, -NHC(NH)NH-heterocycloalkyl, -NHC(NH)-C₁-C₁₂-alkyl, -
 NHC(NH)-C₂-C₁₂-alkenyl, -NHC(NH)-C₂-C₁₂-alkenyl, -NHC(NH)-C₃-C₁₂-cycloalkyl, -
 NHC(NH)-aryl, -NHC(NH)-heteroaryl, -NHC(NH)-heterocycloalkyl, -C(NH)NH-C₁-
 10 C₁₂-alkyl, -C(NH)NH-C₂-C₁₂-alkenyl, -C(NH)NH-C₂-C₁₂-alkenyl, -C(NH)NH-C₃-C₁₂-
 cycloalkyl, -C(NH)NH-aryl, -C(NH)NH-heteroaryl, -C(NH)NH-heterocycloalkyl, -S(O)-
 C₁-C₁₂-alkyl, - S(O)-C₂-C₁₂-alkenyl, - S(O)-C₂-C₁₂-alkenyl, - S(O)-C₃-C₁₂-cycloalkyl, -
 S(O)-aryl, - S(O)-heteroaryl, - S(O)-heterocycloalkyl -SO₂NH₂, -SO₂NH- C₁-C₁₂-alkyl, -
 SO₂NH- C₂-C₁₂-alkenyl, -SO₂NH- C₂-C₁₂-alkenyl, -SO₂NH- C₃-C₁₂-cycloalkyl, -
 15 SO₂NH- aryl, -SO₂NH- heteroaryl, -SO₂NH- heterocycloalkyl, -NHSO₂-C₁-C₁₂-alkyl, -
 NHSO₂-C₂-C₁₂-alkenyl, - NHSO₂-C₂-C₁₂-alkenyl, -NHSO₂-C₃-C₁₂-cycloalkyl, -NHSO₂-
 aryl, -NHSO₂-heteroaryl, -NHSO₂-heterocycloalkyl, -CH₂NH₂, -CH₂SO₂CH₃, -aryl, -
 arylalkyl, -heteroaryl, -heteroarylalkyl, -heterocycloalkyl, -C₃-C₁₂-cycloalkyl,
 polyalkoxyalkyl, polyalkoxy, -methoxymethoxy, -methoxyethoxy, -SH, -S-C₁-C₁₂-alkyl,
 20 -S-C₂-C₁₂-alkenyl, -S-C₂-C₁₂-alkenyl, -S-C₃-C₁₂-cycloalkyl, -S-aryl, -S-heteroaryl, -S-
 heterocycloalkyl, or methylthiomethyl. It is understood that the aryls, heteroaryls,
 alkyls, and the like can be further substituted.

The term "monosaccharide" embraces radicals of cladinose, allose, altrose,
 arabinose, erythrose, erythrulose, fructose, D-fucitol, L-fucitol, fucosamine, fucose,
 25 galactosamine, D-galactosaminitol, galactose, glucosamine, glucosaminitol, glucose,
 glyceraldehyde, glycerol, glycerone, gulose, idose, lyxose, mannosamine, annose,
 psicose, quinovose, quinovosamine, rhamnitol, rhamnosamine, rhamnose, ribose,
 ribulose, sorbose, tagatose, tartaric acid, threose, xylose and xylulose. The
 monosaccharide may further be a deoxy sugar (alcoholic hydroxy group replaced by
 30 hydrogen), amino sugar (alcoholic hydroxy group replaced by amino group), a thio sugar
 (alcoholic hydroxy group replaced by thiol, or C=O replaced by C=S, or a ring oxygen of
 cyclic form replaced by sulfur), a seleno sugar, a telluro sugar, an aza sugar (ring carbon
 replaced by nitrogen), an imino sugar (ring oxygen replaced by nitrogen), a phosphano
 sugar (ring oxygen replaced with phosphorus), a phospho sugar (ring carbon replaced

with phosphorus), a C-substituted monosaccharide (hydrogen at a non-terminal carbon atom replaced with carbon), an unsaturated monosaccharide, an alditol (carbonyl group replaced with CHOH group), aldonic acid (aldehydic group replaced by carboxy group), a ketoaldonic acid, a uronic acid, an aldaric acid, and so forth. Amino sugars include
5 amino monosaccharides, preferably galactosamine, glucosamine, mannosamine, fucosamine, quinovosamine, neuraminic acid, muramic acid, lactosedi-amine, acosamine, bacillosamine, daunosamine, desosamine, forosamine, garosamine, kanosamine, kansosamine, mycaminose, mycosamine, perosamine, pneumosamine, purpurosamine, rhodosamine. It is understood that the monosaccharide and the like can be further
10 substituted.

The terms "disaccharide", "trisaccharide" and "polysaccharide" embrace radicals of abequose, amicetose, amylose, apiose, arcanose, ascarylose, ascorbic acid, boivinos-
cellobiose, cellotriose, chacotriose, chalcose, colitose, cymarose, 2-deoxyribose, 2-
15 deoxyglucose, diginose, digitalose, digitoxose, evalose, evemitrose, gentianose, gentiobiose, hamamelose, inulin, isolevoglucosenone, isomaltose, isomaltotriose, isopanose, kojibiose, lactose, lactosamine, lactosedi-amine, laminarabiose, levoglucosan, levoglucosenone, β -maltose, manninotriose, melezitose, melibiose, muramic acid, mycarose, mycinose, neuraminic acid, nigerose, nojirimycin, noviose, oleandro-
panose, paratose, planteose, primeverose, raffinose, rhodinose, rutinose, sarmentose,
20 sedoheptulose, sedoheptulosan, solatriose, sophorose, stachyose, streptose, sucrose, α,α -trehalose, trehalosamine, turanose, tyvelose, umbelliferose and the like. Further, it is understood that the "disaccharide", "trisaccharide" and "polysaccharide" and the like can be further substituted. Disaccharide also includes amino sugars and their derivatives,
25 particularly, a mycaminose derivatized at the C-4' position or a 4 deoxy-3-amino-glucose derivatized at the C-6' position.

The term "trisaccharide" includes amino sugars and halo sugars, where halo sugars is saccharide group having at least one halogen substituent.

The term "halogen," as used herein, refers to an atom selected from fluorine, chlorine, bromine and iodine.

30 The term "hydroxy activating group", as used herein, refers to a labile chemical moiety which is known in the art to activate a hydroxyl group so that it will depart during synthetic procedures such as in a substitution or an elimination reaction.

Examples of hydroxyl activating group include, but not limited to, mesylate, tosylate, triflate, *p*-nitrobenzoate, phosphonate and the like.

The term "activated hydroxy", as used herein, refers to a hydroxy group activated with a hydroxyl activating group, as defined above, including mesylate, tosylate, triflate, *p*-nitrobenzoate, phosphonate groups, for example.

The term "hydroxy protecting group," as used herein, refers to a labile chemical moiety which is known in the art to protect a hydroxyl group against undesired reactions during synthetic procedures. After said synthetic procedure(s) the hydroxy protecting group as described herein may be selectively removed. Hydroxy protecting groups as known in the art are described generally in T.H. Greene and P.G. M. Wuts, Protective Groups in Organic Synthesis, 3rd edition, John Wiley & Sons, New York (1999).

Examples of hydroxyl protecting groups include benzyloxycarbonyl, 4-nitrobenzyloxycarbonyl, 4-bromobenzyloxycarbonyl, 4-methoxybenzyloxycarbonyl, methoxycarbonyl, tert-butoxycarbonyl, isopropoxycarbonyl, diphenylmethoxycarbonyl, 2,2,2-trichloroethoxycarbonyl, 2-(trimethylsilyl)ethoxycarbonyl, 2-furfuryloxycarbonyl, allyloxycarbonyl, acetyl, formyl, chloroacetyl, trifluoroacetyl, methoxyacetyl, phenoxyacetyl, benzoyl, methyl, *t*-butyl, 2,2,2-trichloroethyl, 2-trimethylsilyl ethyl, 1,1-dimethyl-2-propenyl, 3-methyl-3-butenyl, allyl, benzyl, para-methoxybenzyl, diphenylmethyl, triphenylmethyl (trityl), tetrahydrofuryl, methoxymethyl, methylthiomethyl, benzyloxymethyl, 2,2,2-trichloroethoxymethyl, 2-(trimethylsilyl)ethoxymethyl, methanesulfonyl, para-toluenesulfonyl, trimethylsilyl, triethylsilyl, triisopropylsilyl, and the like. Preferred hydroxyl protecting groups for the present invention are acetyl (Ac or $-C(O)CH_3$), benzoyl (Bz or $-C(O)C_6H_5$), and trimethylsilyl (TMS or $-Si(CH_3)_3$).

The term "protected hydroxy," as used herein, refers to a hydroxy group protected with a hydroxy protecting group, as defined above, including benzoyl, acetyl, trimethylsilyl, triethylsilyl, methoxymethyl groups, for example.

The term "hydroxy prodrug group", as used herein, refers to a promoiety group which is known in the art to change the physicochemical, and hence the biological properties of a parent drug in a transient manner by covering or masking the hydroxy group. After said synthetic procedure(s), the hydroxy prodrug group as described herein must be capable of reverting back to hydroxy group in vivo. Hydroxy prodrug groups as known in the art are described generally in Kenneth B. Sloan, Prodrugs, Topical and

Ocular Drug Delivery, (Drugs and the Pharmaceutical Sciences; Volume 53), Marcel Dekker, Inc., New York (1992).

The term "amino protecting group," as used herein, refers to a labile chemical moiety which is known in the art to protect an amino group against undesired reactions during synthetic procedures. After said synthetic procedure(s) the amino protecting group as described herein may be selectively removed. Amino protecting groups as known in the art are described generally in T.H. Greene and P.G. M. Wuts, Protective Groups in Organic Synthesis, 3rd edition, John Wiley & Sons, New York (1999).

Examples of amino protecting groups include, but are not limited to, t-butoxycarbonyl, 9-fluorenylmethoxycarbonyl, benzyloxycarbonyl, and the like.

The term "protected amino," as used herein, refers to an amino group protected with an amino protecting group as defined above.

The term "aprotic solvent," as used herein, refers to a solvent that is relatively inert to proton activity, i.e., not acting as a proton-donor. Examples include, but are not limited to, hydrocarbons, such as hexane and toluene, for example, halogenated hydrocarbons, such as, for example, methylene chloride, ethylene chloride, chloroform, and the like, heterocyclic compounds, such as, for example, tetrahydrofuran and N-methylpyrrolidinone, and ethers such as diethyl ether, bis-methoxymethyl ether. Such compounds are well known to those skilled in the art, and it will be obvious to those skilled in the art that individual solvents or mixtures thereof may be preferred for specific compounds and reaction conditions, depending upon such factors as the solubility of reagents, reactivity of reagents and preferred temperature ranges, for example. Further discussions of aprotic solvents may be found in organic chemistry textbooks or in specialized monographs, for example: Organic Solvents Physical Properties and Methods of Purification, 4th ed., edited by John A. Riddick *et al.*, Vol. II, in the Techniques of Chemistry Series, John Wiley & Sons, NY, 1986.

The term "protogenic organic solvent," or "protic solvent" as used herein, refers to a solvent that tends to provide protons, such as an alcohol, for example, methanol, ethanol, propanol, isopropanol, butanol, t-butanol, and the like. Such solvents are well known to those skilled in the art, and it will be obvious to those skilled in the art that individual solvents or mixtures thereof may be preferred for specific compounds and reaction conditions, depending upon such factors as the solubility of reagents, reactivity of reagents and preferred temperature ranges, for example. Further discussions of protogenic solvents may be found in organic chemistry textbooks or in specialized

monographs, for example: Organic Solvents Physical Properties and Methods of Purification, 4th ed., edited by John A. Riddick *et al.*, Vol. II, in the Techniques of Chemistry Series, John Wiley & Sons, NY, 1986.

Combinations of substituents and variables envisioned by this invention are only those that result in the formation of stable compounds. The term “stable”, as used herein, refers to compounds which possess stability sufficient to allow manufacture and which maintains the integrity of the compound for a sufficient period of time to be useful for the purposes detailed herein (e.g., therapeutic or prophylactic administration to a subject).

The synthesized compounds can be separated from a reaction mixture and further purified by a method such as column chromatography, high pressure liquid chromatography, or recrystallization. As can be appreciated by the skilled artisan, further methods of synthesizing the compounds of the formulae herein will be evident to those of ordinary skill in the art. Additionally, the various synthetic steps may be performed in an alternate sequence or order to give the desired compounds. Synthetic chemistry transformations and protecting group methodologies (protection and deprotection) useful in synthesizing the compounds described herein are known in the art and include, for example, those such as described in R. Larock, Comprehensive Organic Transformations, VCH Publishers (1989); T.W. Greene and P.G.M. Wuts, Protective Groups in Organic Synthesis, 2d. Ed., John Wiley and Sons (1991); L. Fieser and M. Fieser, Fieser and Fieser's Reagents for Organic Synthesis, John Wiley and Sons (1994); and L. Paquette, ed., Encyclopedia of Reagents for Organic Synthesis, John Wiley and Sons (1995), and subsequent editions thereof.

The term “subject” as used herein refers to an animal. Preferably the animal is a mammal. More preferably the mammal is a human. A subject also refers to, for example, dogs, cats, horses, cows, pigs, guinea pigs, fish, birds and the like.

The compounds of this invention may be modified by appending appropriate functionalities to enhance selective biological properties. Such modifications are known in the art and may include those which increase biological penetration into a given biological system (e.g., blood, lymphatic system, central nervous system), increase oral availability, increase solubility to allow administration by injection, alter metabolism and alter rate of excretion.

The compounds described herein contain one or more asymmetric centers and thus give rise to enantiomers, diastereomers, and other stereoisomeric forms that may be

defined, in terms of absolute stereochemistry, as (R)- or (S)-, or as (D)- or (L)- for amino acids. The present invention is meant to include all such possible isomers, as well as their racemic and optically pure forms. Optical isomers may be prepared from their respective optically active precursors by the procedures described above, or by resolving the racemic mixtures. The resolution can be carried out in the presence of a resolving agent, by chromatography or by repeated crystallization or by some combination of these techniques which are known to those skilled in the art. Further details regarding resolutions can be found in Jacques, *et al.*, Enantiomers, Racemates, and Resolutions (John Wiley & Sons, 1981). When the compounds described herein contain olefinic double bonds, other unsaturation, or other centers of geometric asymmetry, and unless specified otherwise, it is intended that the compounds include both E and Z geometric isomers or cis- and trans- isomers. Likewise, all tautomeric forms are also intended to be included. Tautomers may be in cyclic or acyclic. The configuration of any carbon-carbon double bond appearing herein is selected for convenience only and is not intended to designate a particular configuration unless the text so states; thus a carbon-carbon double bond or carbon-heteroatom double bond depicted arbitrarily herein as *trans* may be *cis*, *trans*, or a mixture of the two in any proportion.

As used herein, the term "pharmaceutically acceptable salt" refers to those salts which are, within the scope of sound medical judgment, suitable for use in contact with the tissues of humans and lower animals without undue toxicity, irritation, allergic response and the like, and are commensurate with a reasonable benefit/risk ratio. Pharmaceutically acceptable salts are well known in the art. For example, S. M. Berge, *et al.* describes pharmaceutically acceptable salts in detail in *J. Pharmaceutical Sciences*, 66: 1-19 (1977). The salts can be prepared *in situ* during the final isolation and purification of the compounds of the invention, or separately by reacting the free base function with a suitable organic acid. Examples of pharmaceutically acceptable include, but are not limited to, nontoxic acid addition salts are salts of an amino group formed with inorganic acids such as hydrochloric acid, hydrobromic acid, phosphoric acid, sulfuric acid and perchloric acid or with organic acids such as acetic acid, maleic acid, tartaric acid, citric acid, succinic acid or malonic acid or by using other methods used in the art such as ion exchange. Other pharmaceutically acceptable salts include, but are not limited to, adipate, alginate, ascorbate, aspartate, benzenesulfonate, benzoate, bisulfate, borate, butyrate, camphorate, camphorsulfonate, citrate, cyclopentanepropionate, digluconate, dodecylsulfate, ethanesulfonate, formate, fumarate,

glucoheptonate, glycerophosphate, gluconate, hemisulfate, heptanoate, hexanoate, hydroiodide, 2-hydroxy-ethanesulfonate, lactobionate, lactate, laurate, lauryl sulfate, malate, maleate, malonate, methanesulfonate, 2-naphthalenesulfonate, nicotinate, nitrate, oleate, oxalate, palmitate, pamoate, pectinate, persulfate, 3-phenylpropionate, phosphate, picrate, pivalate, propionate, stearate, succinate, sulfate, tartrate, thiocyanate, *p*-toluenesulfonate, undecanoate, valerate salts, and the like. Representative alkali or alkaline earth metal salts include sodium, lithium, potassium, calcium, magnesium, and the like. Further pharmaceutically acceptable salts include, when appropriate, nontoxic ammonium, quaternary ammonium, and amine cations formed using counterions such as halide, hydroxide, carboxylate, sulfate, phosphate, nitrate, alkyl having from 1 to 6 carbon atoms, sulfonate and aryl sulfonate.

As used herein, the term "pharmaceutically acceptable ester" refers to esters which hydrolyze *in vivo* and include those that break down readily in the human body to leave the parent compound or a salt thereof. Suitable ester groups include, for example, those derived from pharmaceutically acceptable aliphatic carboxylic acids, particularly alkanolic, alkenolic, cycloalkanoic and alkanedioic acids, in which each alkyl or alkenyl moiety advantageously has not more than 6 carbon atoms. Examples of particular esters include, but are not limited to, formates, acetates, propionates, butyrates, acrylates and ethylsuccinates.

The term "pharmaceutically acceptable prodrugs" as used herein refers to those prodrugs of the compounds of the present invention which are, within the scope of sound medical judgment, suitable for use in contact with the tissues of humans and lower animals with undue toxicity, irritation, allergic response, and the like, commensurate with a reasonable benefit/risk ratio, and effective for their intended use, as well as the zwitterionic forms, where possible, of the compounds of the present invention.

"Prodrug", as used herein means a compound which is convertible *in vivo* by metabolic means (e.g. by hydrolysis) to a compound of the invention. Various forms of prodrugs are known in the art, for example, as discussed in Bundgaard, (ed.), *Design of Prodrugs*, Elsevier (1985); Widder, *et al.* (ed.), *Methods in Enzymology*, vol. 4, Academic Press (1985); Krogsgaard-Larsen, *et al.*, (ed). "Design and Application of Prodrugs, *Textbook of Drug Design and Development*, Chapter 5, 113-191 (1991); Bundgaard, *et al.*, *Journal of Drug Deliver Reviews*, 8:1-38(1992); Bundgaard, *J. of Pharmaceutical Sciences*, 77:285 et seq. (1988); Higuchi and Stella (eds.) *Prodrugs as Novel Drug Delivery Systems*, American Chemical Society (1975); and Bernard Testa & Joachim Mayer,

“Hydrolysis In Drug And Prodrug Metabolism: Chemistry, Biochemistry And Enzymology,” John Wiley and Sons, Ltd. (2002).

This invention also encompasses pharmaceutical compositions containing, and methods of treating bacterial infections through administering, pharmaceutically acceptable prodrugs of compounds of the invention. For example, compounds of the invention having free amino, amido, hydroxy or carboxylic groups can be converted into prodrugs. Prodrugs include compounds wherein an amino acid residue, or a polypeptide chain of two or more (e.g., two, three or four) amino acid residues is covalently joined through an amide or ester bond to a free amino, hydroxy or carboxylic acid group of compounds of the invention. The amino acid residues include but are not limited to the 20 naturally occurring amino acids commonly designated by three letter symbols and also includes 4-hydroxyproline, hydroxylysine, demosine, isodemosine, 3-methylhistidine, norvalin, beta-alanine, gamma-aminobutyric acid, citrulline, homocysteine, homoserine, ornithine and methionine sulfone. Additional types of prodrugs are also encompassed. For instance, free carboxyl groups can be derivatized as amides or alkyl esters. Free hydroxy groups may be derivatized using groups including but not limited to hemisuccinates, phosphate esters, dimethylaminoacetates, and phosphoryloxymethyloxycarbonyls, as outlined in *Advanced Drug Delivery Reviews*, 1996, 19, 115. Carbamate prodrugs of hydroxy and amino groups are also included, as are carbonate prodrugs, sulfonate esters and sulfate esters of hydroxy groups. Derivatization of hydroxy groups as (acyloxy)methyl and (acyloxy)ethyl ethers wherein the acyl group may be an alkyl ester, optionally substituted with groups including but not limited to ether, amine and carboxylic acid functionalities, or where the acyl group is an amino acid ester as described above, are also encompassed. Prodrugs of this type are described in *J. Med. Chem.* 1996, 39, 10. Free amines can also be derivatized as amides, sulfonamides or phosphonamides. All of these prodrug moieties may incorporate groups including but not limited to ether, amine and carboxylic acid functionalities.

As used herein, unless otherwise indicated, the term "bacterial infection(s)" or "protozoa infections"; includes, but is not limited to, bacterial infections and protozoa infections that occur in mammals, fish and birds as well as disorders related to bacterial infections and protozoa infections that may be treated or prevented by administering antibiotics such as the compounds of the present invention. Such bacterial infections and protozoa infections and disorders related to such infections include, but are not limited to, the following: pneumonia, otitis media, sinusitis, bronchitis, tonsillitis, cystic fibrosis

and mastoiditis related to infection by *Streptococcus pneumoniae*, *Haemophilus influenzae*, *Moraxella catarrhalis*, *Staphylococcus aureus*, *Peptostreptococcus* spp, or *Pseudomonas* spp.; pharyngitis, rheumatic fever, and glomerulonephritis related to infection by *Streptococcus pyogenes*, Groups C and G streptococci, *Clostridium* diphtheriae, or *Actinobacillus haemolyticum*; respiratory tract infections related to infection by *Mycoplasma pneumoniae*, *Legionella pneumophila*, *Streptococcus pneumoniae*, *Haemophilus influenzae*, or *Chlamydia pneumoniae*; uncomplicated skin and soft tissue infections, abscesses and osteomyelitis, and puerperal fever related to infection by *Staphylococcus aureus*, coagulase-positive staphylococci (i.e., *S. epidermidis*, *S. hemolyticus*, etc.), *S. pyogenes*, *S. agalactiae*, Streptococcal groups C-F (minute-colony streptococci), viridans streptococci, *Corynebacterium* spp., *Clostridium* spp., or *Bartonella henselae*; uncomplicated acute urinary tract infections related to infection by *S. saprophyticus* or *Enterococcus* spp.; urethritis and cervicitis; and sexually transmitted diseases related to infection by *Chlamydia trachomatis*, *Haemophilus ducreyi*, *Treponema pallidum*, *Ureaplasma urealyticum*, or *Nisseria gonorrhoeae*; toxin diseases related to infection by *S. aureus* (food poisoning and Toxic shock syndrome), or Groups A, S. and C streptococci; ulcers related to infection by *Helicobacter pylori*; systemic febrile syndromes related to infection by *Borrelia recurrentis*; Lyme disease related to infection by *Borrelia burgdorferi*; conjunctivitis, keratitis, and dacryocystitis related to infection by *C. trachomatis*, *N. gonorrhoeae*, *S. aureus*, *S. pneumoniae*, *S. pyogenes*, *H. influenzae*, or *Listeria* spp.; disseminated *Mycobacterium avium* complex (MAC) disease related to infection by *Mycobacterium avium*, or *Mycobacterium intracellulare*; gastroenteritis related to infection by *Campylobacter jejuni*; intestinal protozoa related to infection by *Cryptosporidium* spp. odontogenic infection related to infection by viridans streptococci; persistent cough related to infection by *Bordetella pertussis*; gas gangrene related to infection by *Clostridium perfringens* or *Bacteroides* spp.; Skin infection by *S. aureus*, *Propionibacterium acne*; atherosclerosis related to infection by *Helicobacter pylori* or *Chlamydia pneumoniae*; or the like.

Bacterial infections and protozoa infections and disorders related to such infections that may be treated or prevented in animals include, but are not limited to, the following: bovine respiratory disease related to infection by *P. haemolytica.*, *P. multocida*, *Mycoplasma bovis*, or *Bordetella* spp.; cow enteric disease related to infection by *E. coli* or protozoa (i.e., coccidia, cryptosporidia, etc.), dairy cow mastitis related to infection by *S. aureus*, *S. uberis*, *S. agalactiae*, *S. dysgalactiae*, *Klebsiella* spp.,

Corynebacterium, or Enterococcus spp.; swine respiratory disease related to infection by A. pleuropneumoniae., P. multocida, or Mycoplasma spp.; swine enteric disease related to infection by E. coli, Lawsonia intracellularis, Salmonella spp., or Serpulina hyodysenteriae; cow footrot related to infection by Fusobacterium spp.; cow metritis related to infection by E. coli; cow hairy warts related to Infection by Fusobacterium necrophorum or Bacteroides nodosus; cow pink-eye related to infection by Moraxella bovis, cow premature abortion related to infection by protozoa (i.e. neosporium); urinary tract infection in dogs and cats related to infection by E. coli; skin and soft tissue infections in dogs and cats related to infection by S. epidermidis, S. intermedius, coagulase neg. Staphylococcus or P. multocida; and dental or mouth infections in dogs and cats related to infection by Alcaligenes spp., Bacteroides spp., Clostridium spp., Enterobacter spp., Eubacterium spp., Peptostreptococcus spp., Porphyromonas spp., Campylobacter spp., Actinomyces spp., Erysipelothrix spp., Rhodococcus spp., Trypanosoma spp., Plasmodium spp., Babesia spp., Toxoplasma spp., Pneumocystis spp., Leishmania spp., and Trichomonas spp. or Prevotella spp. Other bacterial infections and protozoa infections and disorders related to such infections that may be treated or prevented in accord with the method of the present invention are referred to in J. P. Sanford *et al.*, "The Sanford Guide To Antimicrobial Therapy," 26th Edition, (Antimicrobial Therapy, Inc., 1996).

20

Antibacterial Activity

Susceptibility tests can be used to quantitatively measure the *in vitro* activity of an antimicrobial agent against a given bacterial isolate. Compounds are tested for *in vitro* antibacterial activity by a micro-dilution method. Minimal Inhibitory Concentration (MIC) is determined in 96 well microtiter plates utilizing the appropriate broth medium for the observed bacterial isolates. Antimicrobial agents are serially diluted (2-fold) in DMSO to produce a concentration range from about 64 µg/ml to about 0.03 µg/ml. The diluted compounds (2 µl/well) are then transferred into sterile, uninoculated medium (0.2 mL) by use of a 96 fixed tip-pipetting station. The inoculum for each bacterial strain is standardized to approximately 5×10^5 CFU/mL by optical comparison to a 0.5 McFarland turbidity standard. The plates are inoculated with 10 µl/well of adjusted bacterial inoculum. The 96 well plates are covered and incubated at $35 \pm 2^\circ\text{C}$ for 24 hours in ambient air environment. Following incubation, plate wells are visually examined by Optical Density measurement for the presence of growth (turbidity). The

30

lowest concentration of an antimicrobial agent at which no visible growth occurs is defined as the MIC. The compounds of the invention generally demonstrated an MIC in the range from about 64 µg/ml to about 0.03 µg/ml.

5 All *in vitro* testing follows the guidelines described in the Approved Standards M7-A7 protocol, published by the Clinical Laboratory Standards Institute (CLSI).

The invention further provides compositions and methods of treating patients suffering from an inflammatory condition comprising administering to a patient in need thereof, a therapeutically effective amount of at least one compound of the invention. Specific examples of inflammatory conditions treatable according to the invention
10 include, but are not limited to, scleritis; epi-scleritis; allergic conjunctivitis; pulmonary inflammatory diseases, particularly cystic fibrosis (CF), asthma, chronic obstructive pulmonary disease (COPD), allergic bronchopulmonary aspergillosis (ABPA), and sarcoidosis; procto-sigmoiditis; allergic rhinitis; arthritis; tendonitis; aphthous stomatitis; and inflammatory bowel disease.

15 The invention further provides compositions and methods for i) prophylactic treatment of those patients susceptible to the symptoms CF including pulmonary infection and inflammation associated with CF, ii) treatment at the initial onset of symptoms of pulmonary infection and inflammation associated with CF, and iii) treatment of ongoing or relapsing symptoms of infection and inflammation associated
20 with CF. In accordance with the invention a compound according to any one of compounds of the invention, is administered to a patient in need of treatment for CF, in amount sufficient to prevent, diminish or eradicate symptoms of CF including chronic pulmonary inflammation and infection.

25 Pharmaceutical Compositions.

The pharmaceutical compositions of the present invention comprise a therapeutically effective amount of a compound of the present invention formulated together with one or more pharmaceutically acceptable carriers or excipients.

30 As used herein, the term "pharmaceutically acceptable carrier or excipient" means a non-toxic, inert solid, semi-solid or liquid filler, diluent, encapsulating material or formulation auxiliary of any type. Some examples of materials which can serve as pharmaceutically acceptable carriers are sugars such as lactose, glucose and sucrose; starches such as corn starch and potato starch; cellulose and its derivatives such as

sodium carboxymethyl cellulose, ethyl cellulose and cellulose acetate; powdered tragacanth; malt; gelatin; talc; excipients such as cocoa butter and suppository waxes; oils such as peanut oil, cottonseed oil, safflower oil, sesame oil, olive oil, corn oil and soybean oil; glycols such as propylene glycol; esters such as ethyl oleate and ethyl laurate; agar; buffering agents such as magnesium hydroxide and aluminum hydroxide; 5 alginic acid; pyrogen-free water; isotonic saline; Ringer's solution; ethyl alcohol, and phosphate buffer solutions, as well as other non-toxic compatible lubricants such as sodium lauryl sulfate and magnesium stearate, as well as coloring agents, releasing agents, coating agents, sweetening, flavoring and perfuming agents, preservatives and 10 antioxidants can also be present in the composition, according to the judgment of the formulator.

The pharmaceutical compositions of this invention may be administered orally, parenterally, by inhalation spray, topically, rectally, nasally, buccally, vaginally or via an implanted reservoir, preferably by oral administration or administration by injection. The 15 pharmaceutical compositions of this invention may contain any conventional non-toxic pharmaceutically-acceptable carriers, adjuvants or vehicles. In some cases, the pH of the formulation may be adjusted with pharmaceutically acceptable acids, bases or buffers to enhance the stability of the formulated compound or its delivery form. The term parenteral as used herein includes subcutaneous, intracutaneous, intravenous, 20 intramuscular, intraarticular, intraarterial, intrasynovial, intrasternal, intrathecal, intralesional and intracranial injection or infusion techniques.

Liquid dosage forms for oral administration include pharmaceutically acceptable emulsions, microemulsions, solutions, suspensions, syrups and elixirs. In addition to the active compounds, the liquid dosage forms may contain inert diluents commonly used in 25 the art such as, for example, water or other solvents, solubilizing agents and emulsifiers such as ethyl alcohol, isopropyl alcohol, ethyl carbonate, ethyl acetate, benzyl alcohol, benzyl benzoate, propylene glycol, 1,3-butylene glycol, dimethylformamide, oils (in particular, cottonseed, groundnut, corn, germ, olive, castor, and sesame oils), glycerol, tetrahydrofurfuryl alcohol, polyethylene glycols and fatty acid esters of sorbitan, and 30 mixtures thereof. Besides inert diluents, the oral compositions can also include adjuvants such as wetting agents, emulsifying and suspending agents, sweetening, flavoring, and perfuming agents.

Injectable preparations, for example, sterile injectable aqueous or oleaginous suspensions, may be formulated according to the known art using suitable dispersing or

wetting agents and suspending agents. The sterile injectable preparation may also be a sterile injectable solution, suspension or emulsion in a nontoxic parenterally acceptable diluent or solvent, for example, as a solution in 1,3-butanediol. Among the acceptable vehicles and solvents that may be employed are water, Ringer's solution, U.S.P. and isotonic sodium chloride solution. In addition, sterile, fixed oils are conventionally employed as a solvent or suspending medium. For this purpose any bland fixed oil can be employed including synthetic mono- or diglycerides. In addition, fatty acids such as oleic acid are used in the preparation of injectables.

The injectable formulations can be sterilized, for example, by filtration through a bacterial-retaining filter, or by incorporating sterilizing agents in the form of sterile solid compositions which can be dissolved or dispersed in sterile water or other sterile injectable medium prior to use.

In order to prolong the effect of a drug, it is often desirable to slow the absorption of the drug from subcutaneous or intramuscular injection. This may be accomplished by the use of a liquid suspension of crystalline or amorphous material with poor water solubility. The rate of absorption of the drug then depends upon its rate of dissolution, which, in turn, may depend upon crystal size and crystalline form. Alternatively, delayed absorption of a parenterally administered drug form is accomplished by dissolving or suspending the drug in an oil vehicle. Injectable depot forms are made by forming microcapsule matrices of the drug in biodegradable polymers such as polylactide-polyglycolide. Depending upon the ratio of drug to polymer and the nature of the particular polymer employed, the rate of drug release can be controlled. Examples of other biodegradable polymers include poly(orthoesters) and poly(anhydrides). Depot injectable formulations are also prepared by entrapping the drug in liposomes or microemulsions that are compatible with body tissues.

Compositions for rectal or vaginal administration are preferably suppositories which can be prepared by mixing the compounds of this invention with suitable non-irritating excipients or carriers such as cocoa butter, polyethylene glycol or a suppository wax which are solid at ambient temperature but liquid at body temperature and therefore melt in the rectum or vaginal cavity and release the active compound.

Solid dosage forms for oral administration include capsules, tablets, pills, powders, and granules. In such solid dosage forms, the active compound is mixed with at least one inert, pharmaceutically acceptable excipient or carrier such as sodium citrate or dicalcium phosphate and/or: a) fillers or extenders such as starches, lactose, sucrose,

glucose, mannitol, and silicic acid, b) binders such as, for example, carboxymethylcellulose, alginates, gelatin, polyvinylpyrrolidinone, sucrose, and acacia, c) humectants such as glycerol, d) disintegrating agents such as agar-agar, calcium carbonate, potato or tapioca starch, alginic acid, certain silicates, and sodium carbonate, 5 e) solution retarding agents such as paraffin, f) absorption accelerators such as quaternary ammonium compounds, g) wetting agents such as, for example, cetyl alcohol and glycerol monostearate, h) absorbents such as kaolin and bentonite clay, and i) lubricants such as talc, calcium stearate, magnesium stearate, solid polyethylene glycols, sodium lauryl sulfate, and mixtures thereof. In the case of capsules, tablets and pills, the 10 dosage form may also comprise buffering agents.

Solid compositions of a similar type may also be employed as fillers in soft and hard-filled gelatin capsules using such excipients as lactose or milk sugar as well as high molecular weight polyethylene glycols and the like.

The solid dosage forms of tablets, dragees, capsules, pills, and granules can be 15 prepared with coatings and shells such as enteric coatings and other coatings well known in the pharmaceutical formulating art. They may optionally contain opacifying agents and can also be of a composition that they release the active ingredient(s) only, or preferentially, in a certain part of the intestinal tract, optionally, in a delayed manner. Examples of embedding compositions that can be used include polymeric substances and 20 waxes.

Dosage forms for topical or transdermal administration of a compound of this invention include ointments, pastes, creams, lotions, gels, powders, solutions, sprays, inhalants or patches. The active component is admixed under sterile conditions with a pharmaceutically acceptable carrier and any needed preservatives or buffers as may be 25 required. Ophthalmic formulation, ear drops, eye ointments, powders and solutions are also contemplated as being within the scope of this invention.

The ointments, pastes, creams and gels may contain, in addition to an active compound of this invention, excipients such as animal and vegetable fats, oils, waxes, paraffins, starch, tragacanth, cellulose derivatives, polyethylene glycols, silicones, 30 bentonites, silicic acid, talc and zinc oxide, or mixtures thereof.

Powders and sprays can contain, in addition to the compounds of this invention, excipients such as lactose, talc, silicic acid, aluminum hydroxide, calcium silicates and polyamide powder, or mixtures of these substances. Sprays can additionally contain customary propellants such as chlorofluorohydrocarbons.

Transdermal patches have the added advantage of providing controlled delivery of a compound to the body. Such dosage forms can be made by dissolving or dispensing the compound in the proper medium. Absorption enhancers can also be used to increase the flux of the compound across the skin. The rate can be controlled by either providing
5 a rate controlling membrane or by dispersing the compound in a polymer matrix or gel.

For pulmonary delivery, a therapeutic composition of the invention is formulated and administered to the patient in solid or liquid particulate form by direct administration e.g., inhalation into the respiratory system. Solid or liquid particulate forms of the active compound prepared for practicing the present invention include particles of respirable
10 size: that is, particles of a size sufficiently small to pass through the mouth and larynx upon inhalation and into the bronchi and alveoli of the lungs. Delivery of aerosolized therapeutics, particularly aerosolized antibiotics, is known in the art (see, for example U.S. Pat. No. 5,767,068 to VanDevanter *et al.*, U.S. Pat. No. 5,508,269 to Smith *et al.*, and WO 98/43,650 by Montgomery, all of which are incorporated herein by reference).
15 A discussion of pulmonary delivery of antibiotics is also found in U.S. Pat. No. 6,014,969, incorporated herein by reference.

According to the methods of treatment of the present invention, bacterial infections, cystic fibrosis and inflammatory conditions are treated or prevented in a patient such as a human or another animal by administering to the patient a
20 therapeutically effective amount of a compound of the invention, in such amounts and for such time as is necessary to achieve the desired result.

By a "therapeutically effective amount" of a compound of the invention is meant an amount of the compound which confers a therapeutic effect on the treated subject, at a reasonable benefit/risk ratio applicable to any medical treatment. The therapeutic effect
25 may be objective (i.e., measurable by some test or marker) or subjective (i.e., subject gives an indication of or feels an effect). An effective amount of the compound described above may range from about 0.1 mg/Kg to about 500 mg/Kg, preferably from about 1 to about 50 mg/Kg. Effective doses will also vary depending on route of administration, as well as the possibility of co-usage with other agents. It will be
30 understood, however, that the total daily usage of the compounds and compositions of the present invention will be decided by the attending physician within the scope of sound medical judgment. The specific therapeutically effective dose level for any particular patient will depend upon a variety of factors including the disorder being treated and the severity of the disorder; the activity of the specific compound employed;

the specific composition employed; the age, body weight, general health, sex and diet of the patient; the time of administration, route of administration, and rate of excretion of the specific compound employed; the duration of the treatment; drugs used in combination or contemporaneously with the specific compound employed; and like
5 factors well known in the medical arts.

The total daily dose of the compounds of this invention administered to a human or other animal in single or in divided doses can be in amounts, for example, from 0.01 to 50 mg/kg body weight or more usually from 0.1 to 25 mg/kg body weight. Single dose compositions may contain such amounts or submultiples thereof to make up the
10 daily dose. In general, treatment regimens according to the present invention comprise administration to a patient in need of such treatment from about 10 mg to about 1000 mg of the compound(s) of this invention per day in single or multiple doses.

The compounds of the formulae described herein can, for example, be administered by injection, intravenously, intraarterially, subdermally, intraperitoneally,
15 intramuscularly, or subcutaneously; or orally, buccally, nasally, transmucosally, topically, in an ophthalmic preparation, or by inhalation, with a dosage ranging from about 0.1 to about 500 mg/kg of body weight, alternatively dosages between 1 mg and 1000 mg/dose, every 4 to 120 hours, or according to the requirements of the particular drug. The methods herein contemplate administration of an effective amount of
20 compound or compound composition to achieve the desired or stated effect. Typically, the pharmaceutical compositions of this invention will be administered from about 1 to about 6 times per day or alternatively, as a continuous infusion. Such administration can be used as a chronic or acute therapy. The amount of active ingredient that may be combined with pharmaceutically expipients or carriers to produce a single dosage form
25 will vary depending upon the host treated and the particular mode of administration. A typical preparation will contain from about 5% to about 95% active compound (w/w). Alternatively, such preparations may contain from about 20% to about 80% active compound.

Lower or higher doses than those recited above may be required. Specific dosage
30 and treatment regimens for any particular patient will depend upon a variety of factors, including the activity of the specific compound employed, the age, body weight, general health status, sex, diet, time of administration, rate of excretion, drug combination, the severity and course of the disease, condition or symptoms, the patient's disposition to the disease, condition or symptoms, and the judgment of the treating physician.

Upon improvement of a patient's condition, a maintenance dose of a compound, composition or combination of this invention may be administered, if necessary.

Subsequently, the dosage or frequency of administration, or both, may be reduced, as a function of the symptoms, to a level at which the improved condition is retained when

5 the symptoms have been alleviated to the desired level. Patients may, however, require intermittent treatment on a long-term basis upon any recurrence of disease symptoms.

When the compositions of this invention comprise a combination of a compound of the formulae described herein and one or more additional therapeutic or prophylactic agents, both the compound and the additional agent should be present at dosage levels of

10 between about 1 to 100%, and more preferably between about 5 to 95% of the dosage normally administered in a monotherapy regimen. The additional agents may be administered separately, as part of a multiple dose regimen, from the compounds of this invention. Alternatively, those agents may be part of a single dosage form, mixed together with the compounds of this invention in a single composition.

15 The pharmaceutical compositions of this invention can be administered orally to fish by blending said pharmaceutical compositions into fish feed or said pharmaceutical compositions may be dissolved in water in which infected fish are placed, a method commonly referred to as a medicated bath. The dosage for the treatment of fish differs depending upon the purpose of administration (prevention or cure of disease) and type of

20 administration, size and extent of infection of the fish to be treated. Generally, a dosage of 5 - 1000 mg, preferably 20 - 100 mg, per kg of body weight of fish may be administered per day, either at one time or divided into several times. It will be recognized that the above-specified dosage is only a general range which may be reduced or increased depending upon the age, body weight, condition of disease, etc. of the fish.

25 Unless otherwise defined, all technical and scientific terms used herein are accorded the meaning commonly known to one of ordinary skill in the art. All publications, patents, published patent applications, and other references mentioned herein are hereby incorporated by reference in their entirety.

30 ABBREVIATIONS

Abbreviations which may be used in the descriptions of the scheme and the examples that follow are:

Ac for acetyl;

AcOH for acetic acid;

- AIBN for azobisisobutyronitrile;
Boc₂O for di-*tert*-butyl-dicarbonate;
Boc for *t* - butoxycarbonyl;
Bpoc for 1-methyl-1-(4-biphenyl)ethyl carbonyl;
5 Bz for benzoyl;
Bn for benzyl;
BocNHOH for *tert*-butyl N-hydroxycarbamate;
t-BuOK for potassium *tert*-butoxide;
Bu₃SnH for tributyltin hydride;
10 BOP for (benzotriazol-1-yloxy)tris(dimethylamino)phosphonium
Hexafluorophosphate;
Brine for sodium chloride solution in water;
CDI for carbonyldiimidazole;
CH₂Cl₂ for dichloromethane;
15 CH₃ for methyl;
CH₃CN for acetonitrile;
Cs₂CO₃ for cesium carbonate;
CuCl for copper (I) chloride;
CuI for copper (I) iodide;
20 *dba* for dibenzylidene acetone;
dppb for diphenylphosphino butane;
DBU for 1,8-diazabicyclo[5.4.0]undec-7-ene;
DCC for N,N'-dicyclohexylcarbodiimide;
DEAD for diethylazodicarboxylate;
25 DIAD for diisopropyl azodicarboxylate;
DIPEA or (*i*-Pr)₂EtN for N,N,-diisopropylethyl amine;
Dess-Martin periodinane for 1,1,1-tris(acetyloxy)-1,1-dihydro-1,2-benziodoxol-
3-(1H)-one;
DMAP for 4-dimethylaminopyridine;
30 DME for 1,2-dimethoxyethane;
DMF for N,N-dimethylformamide;
DMSO for dimethyl sulfoxide;
DPPA for diphenylphosphoryl azide;
EDC for N-(3-dimethylaminopropyl)-N'-ethylcarbodiimide;

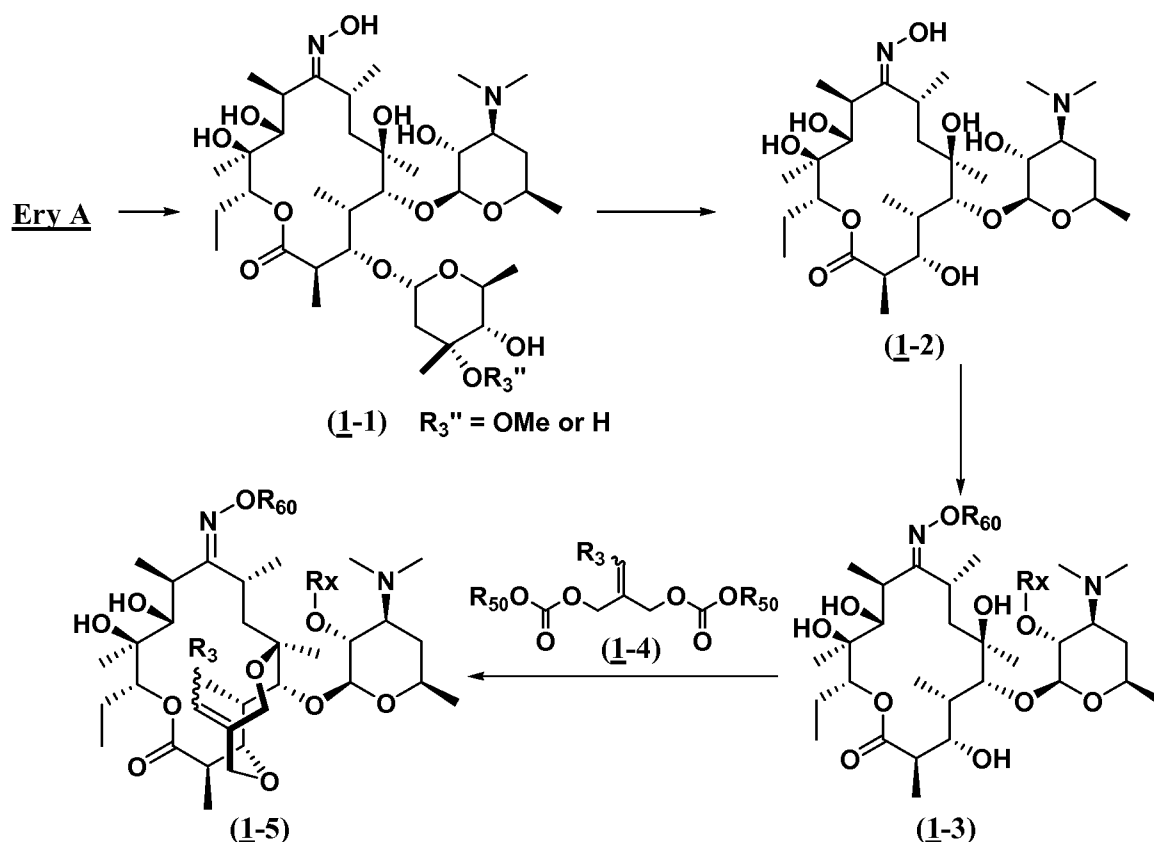
- EDC HCl for N-(3-dimethylaminopropyl)-N'-ethylcarbodiimide hydrochloride;
EtOAc for ethyl acetate;
EtOH for ethanol;
Et₂O for diethyl ether;
- 5 HATU for O-(7-azabenzotriazol-1-yl)-N,N,N',N'-tetramethyluronium
Hexafluorophosphate;
HCl for hydrogen chloride;
HOBT for 1-hydroxybenzotriazole;
K₂CO₃ for potassium carbonate;
- 10 MeOH for methanol;
Mg for magnesium;
MOM for methoxymethyl;
Ms for mesyl or -SO₂-CH₃;
Ms₂O for methanesulfonic anhydride or mesyl-anhydride;
- 15 NaN(TMS)₂ for sodium bis(trimethylsilyl)amide;
NaCl for sodium chloride;
NaH for sodium hydride;
NaHCO₃ for sodium bicarbonate or sodium hydrogen carbonate;
Na₂CO₃ sodium carbonate;
- 20 NaOH for sodium hydroxide;
Na₂SO₄ for sodium sulfate;
NaHSO₃ for sodium bisulfite or sodium hydrogen sulfite;
Na₂S₂O₃ for sodium thiosulfate;
NH₂NH₂ for hydrazine;
- 25 NH₄HCO₃ for ammonium bicarbonate;
NH₄Cl for ammonium chloride;
NMMO for N-methylmorpholine N-oxide;
NaIO₄ for sodium periodate;
Ni for nickel;
- 30 OH for hydroxyl;
OsO₄ for osmium tetroxide;
TEA or Et₃N for triethylamine;
TFA trifluoroacetic acid;

- THF for tetrahydrofuran;
TPP or PPh₃ for triphenylphosphine;
Troc for 2,2,2-trichloroethyl carbonyl;
Ts for tosyl or -SO₂-C₆H₄CH₃;
5 Ts₂O for tolylsulfonic anhydride or tosyl-anhydride;
TsOH for p-tolylsulfonic acid;
Pd for palladium;
Ph for phenyl;
POPd for dihydrogen dichlorobis(di-tert-butylphosphinito-□P)palladate(II);
10 Pd₂(dba)₃ for tris(dibenzylideneacetone) dipalladium (0);
Pd(PPh₃)₄ for tetrakis(triphenylphosphine)palladium (0);
PdCl₂(Ph₃P)₂ for for trans-dichlorobis(triphenylphosphine)palladium (II);
Pt for platinum;
Rh for rhodium;
15 Ru for ruthenium;
TBS for *tert*-butyl dimethylsilyl; or
TMS for trimethylsilyl;
TMSCl for trimethylsilyl chloride.

20 SYNTHETIC METHODS

The compounds and processes of the present invention will be better understood in connection with the following synthetic schemes that illustrate the methods by which the compounds of the invention may be prepared.

Scheme 1



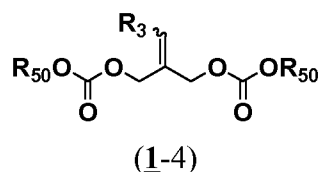
A process of the invention, as illustrated in Scheme 1, involves preparing a
 5 compound of formula (1-5) by reacting a compound of formula (1-3) with a suitable
 alkylating agent.

In accordance with Scheme 1, the 9-keto group of erythromycins can be initially
 converted into an oxime by methods described in U.S. Patent 4,990,602, followed by
 removal of the cladinose moiety of the macrolide of formula (1-1) either by mild acid
 10 hydrolysis or by enzymatic hydrolysis to afford compounds of formula (1-2).
 Representative acids include, but are not limited to, dilute hydrochloric acid, sulfuric
 acid, perchloric acid, chloroacetic acid, dichloroacetic acid or trifluoroacetic acid.
 Suitable solvents for the reaction include, but are not limited to, methanol, ethanol,
 isopropanol, butanol, water and mixtures thereof. Reaction times are typically 0.5 to 24
 15 hours. The reaction temperature is preferably 0-80°C.

The 2'-hydroxyl and the oxime groups (where R₆₀ is acyl group) are protected by
 reaction with suitable hydroxyl protecting reagents. Typical hydroxyl protecting
 reagents include, but are not limited to, acetylating agents, silylating agents, acid
 anhydrides, and the like. A more thorough discussion of solvents and conditions for

protecting the hydroxyl group can be found in T.W. Greene and P.G.M. Wuts, Protective Groups in Organic Synthesis, 3rd ed., John Wiley & Son, Inc, 1999. Acetylation of the hydroxyl group is typically accomplished by treating the compound (1-2) with an acetylating reagent such as acetic anhydride to give compound of formula (1-3).

- 5 The erythromycin derivative of formula (1-3) is then reacted with an alkylating agent of the formula:



- 10 wherein R₃ is as previously defined and R₅₀ is -C₁-C₁₂ alkyl, -C₁-C₁₂ alkenyl, or -C₁-C₁₂ alkynyl optionally substituted with one or more substituents selected from halogen, aryl, substituted aryl, heteroaryl, or substituted heteroaryl; -C₃-C₁₂ cycloalkyl.

- Most palladium (0) catalysts are expected to work in this process. Some palladium (II) catalysts, such as palladium (II) acetate, which is converted into a
 15 palladium (0) species *in-situ* by the actions of a phosphine, will work as well. See, for example, Beller *et al. Angew. Chem. Int. Ed. Engl.*, 1995, 34 (17), 1848. The palladium catalyst can be selected from, but not limited to, palladium (II) acetate, tetrakis(triphenylphosphine)palladium (0), tris(dibenzylideneacetone)dipalladium, tetradibenzylideneacetone)dipalladium and the like. Palladium on carbon and palladium
 20 (II) halide catalysts are less preferred than other palladium catalysts for this process.

- Suitable phosphines include, but are not limited to, triphenylphosphine, bis(diphenylphosphino)methane, bis(diphenylphosphino)ethane, bis(diphenylphosphino)propane, 1,4-bis(diphenylphosphino)butane, bis(diphenylphosphino)pentane, and tri-*o*-tolyl-phosphine, and the like. The reaction is
 25 carried out in an aprotic solvent, preferably at elevated temperature, preferably at or above 50 °C. Suitable aprotic solvents include, but are not limited to, tetrahydrofuran, N,N-dimethylformamide, dimethyl sulfoxide, N-methyl-2-pyrrolidone, toluene, hexamethylphosphoric triamide, 1,2-dimethoxyethane, methyl-*tert*-butyl ether, heptane, acetonitrile, isopropyl acetate and ethyl acetate.

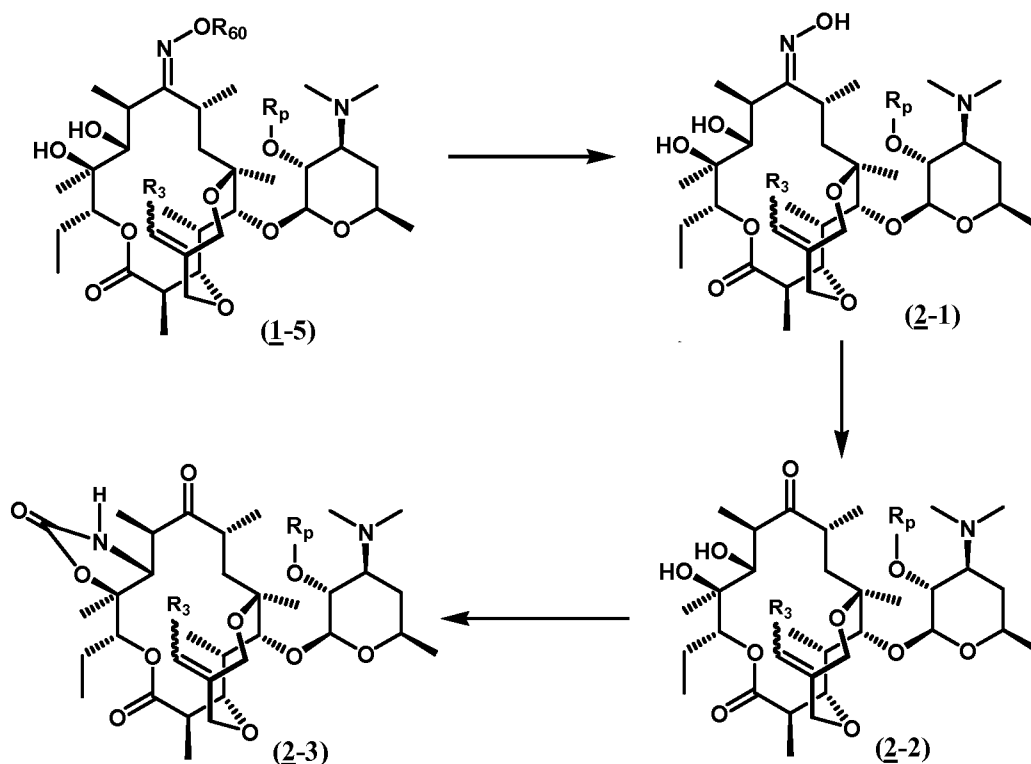
- 30 Generally, the alkylating agents have the formula (1-4) as previously described. The preferred alkylating agents are those wherein R₅₀ is *tert*-butyl, isopropyl or isobutyl. The alkylating reagents are prepared by reaction of a diol with a wide variety of compounds for incorporating the di-carbonate moiety. The compounds include, but are

not limited to, *tert*-butyl chloroformate, di-*tert*-butyl dicarbonate, and 1-(*tert*-butoxycarbonyl)imidazole and the reaction is carried out in the presence of an organic or an inorganic base. The temperature of the reaction varies from about $-30\text{ }^{\circ}\text{C}$ to approximately $30\text{ }^{\circ}\text{C}$.

- 5 An alternative method of converting the alcohol into the carbonate involves treating the alcohol with phosgene or triphosgene to prepare the chloroformate derivative of the diol. The di-chloroformate derivative is then converted into the di-carbonate by the methods described in Cotarca, L., Delogu, P., Nardelli, A., Sunijic, V, *Synthesis*, 1996, 553. The reaction can be carried out in a variety of organic solvents such as
- 10 dichloromethane, toluene, diethyl ether, ethyl acetate and chloroform in the presence of a base. Examples of suitable bases include, but are not limited to, sodium hydroxide, potassium hydroxide, ammonium hydroxide, sodium carbonate, potassium carbonate, ammonium carbonate, DMAP, pyridine, triethylamine and the like. The temperature can vary from $0\text{ }^{\circ}\text{C}$ to approximately $60\text{ }^{\circ}\text{C}$. The reaction runs to completion in 3 to 5 hours.

15

Scheme 2



Scheme 2 outlined the synthesis of intermediate (2-3). Selective deprotection of the oxime is typically accomplished via alkaline hydrolysis in protic solvents.

- 20 Representative alkali include lithium hydroxide, sodium hydroxide, potassium hydroxide, and the like. Solvents which are applicable include but are not limited to

tetrahydrofuran, 1,4-dioxane, 1,2-dimethoxyethane, isopropanol, ethanol, butanol, water and mixtures thereof. The reaction temperature is preferably 0° to 35° C and reaction time is preferably 0.5 to 24 hours.

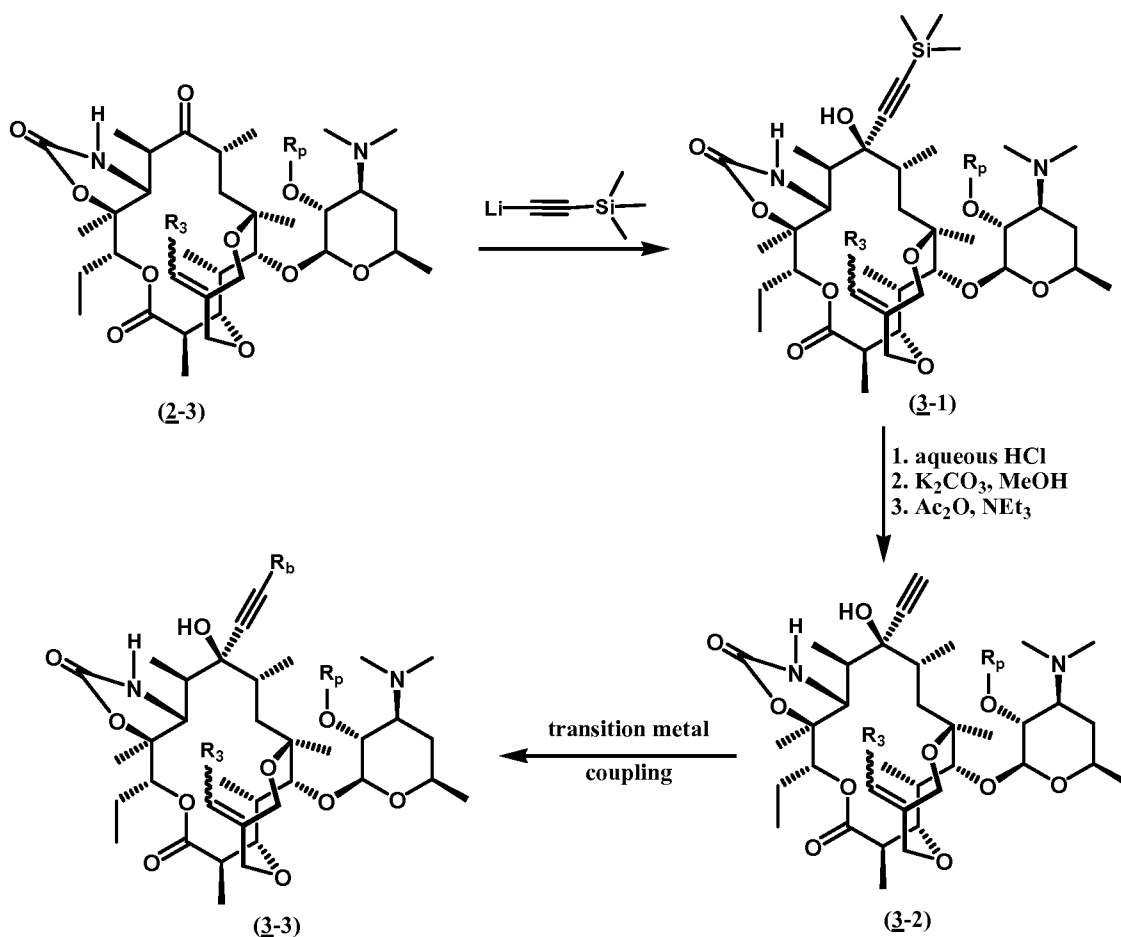
In a like fashion, simultaneous deprotection of both the oxime and the 2'
5 hydroxyl can be accomplished under a variety of conditions. Conditions for deprotection include, but are not limited to, treating with an alcoholic solvent at from room temperature to reflux, or treatment with a primary amine, such as butylamine. Alcoholic solvents preferred for the deprotection are methanol and ethanol. A more thorough discussion of the procedures, reagents and conditions for removing protecting groups is
10 described in the literature, for example, by T.W. Greene and P.G.M. Wuts In "Protective Groups in Organic Synthesis" 3rd ed., John Wiley & Son, Inc, 1999, referred to above herein.

Deoxygenation of compounds of formula (2-1) under reducing conditions gives the resulting imine followed by hydrolysis by aqueous alcohol at elevated temperature to
15 give compounds of formula (2-2). Many reducing agents can be used to effect this transformation including, but are not limited to: lithium aluminum hydride, titanium trichloride, sodium nitrite, sodium thiosulfate, sodium cyanoborohydride, borane, and various sulfides such as sodium hydrogen sulfide, sodium ethoxide. For a more detailed account of oxime reduction see J. March In "Advanced Organic Chemistry" 4th ed.,
20 Wiley & Son, Inc, 1992, which is incorporated by reference herein.

A particularly useful method for the reduction of oximes to the corresponding imine uses a sulfite reducing agent, such as sodium nitrite, sodium hydrogensulfite or titanium trichloride under acidic conditions, typically in protic solvents. Representative acids include, but are not limited to, acetic acid, formic acid, dilute hydrochloric acid,
25 dilute phosphoric acid, dilute sulfuric acid, and the like. Protic solvents include, but are not limited to, mixtures of water and methanol, ethanol, isopropanol, or butanol. The reaction is typically carried out at 25° to 110° C, preferably for between 1 and 10 hours.

Cyclic carbamates (2-3) can be prepared stepwise or via a one-pot procedure. Metallation and a subsequent reaction with CDI provide 1-imidazolocarbonyl derivative,
30 which is reacted with ammonia in a suitable solvent such as dimethylformamide, tetrahydrofuran, acetonitrile or the like at room temperature to slightly elevated temperature in the presence of base such as NaHMDS, NaH, or the like.

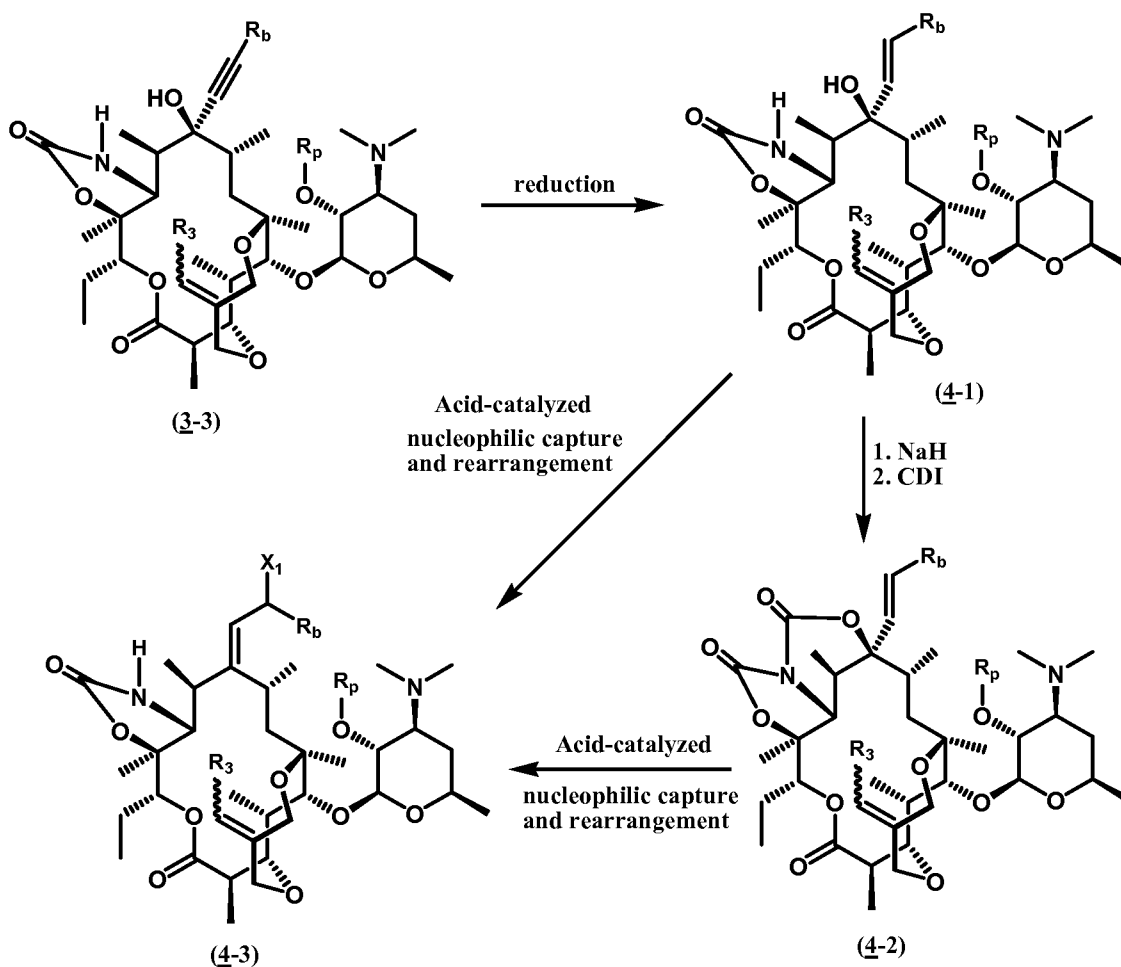
Scheme 3



Scheme 3 describes the preparation of intermediate (3-3). Alkylation of ketone (2-3) is readily achieved by treating the said ketone with lithium trimethylsilylacetylide in a solvent such as THF, diethyl ether or dioxane at a temperature ranging from -78°C to 25°C for 0.5 to 72 hours followed by acidic workup to afford the silyl intermediate (3-1). Deprotection of the alkynyl group of compound (3-1) can be accomplished by treatment with potassium carbonate in methanol. Selective reprotection of the 2'-OH can be achieved with acetic anhydride in the presence of a tertiary amine base, such as pyridine, triethylamine, or diisopropylethylamine in a suitable solvent such as methylene chloride, chloroform, or THF at temperature ranging from -20°C to 37°C for 2-72 hours to afford (3-2). The deprotected alkyne can be further used in a coupling reaction under transition metal mediated conditions (such as the Sonogashira reaction) to afford substituted compounds of formula (3-3).

15

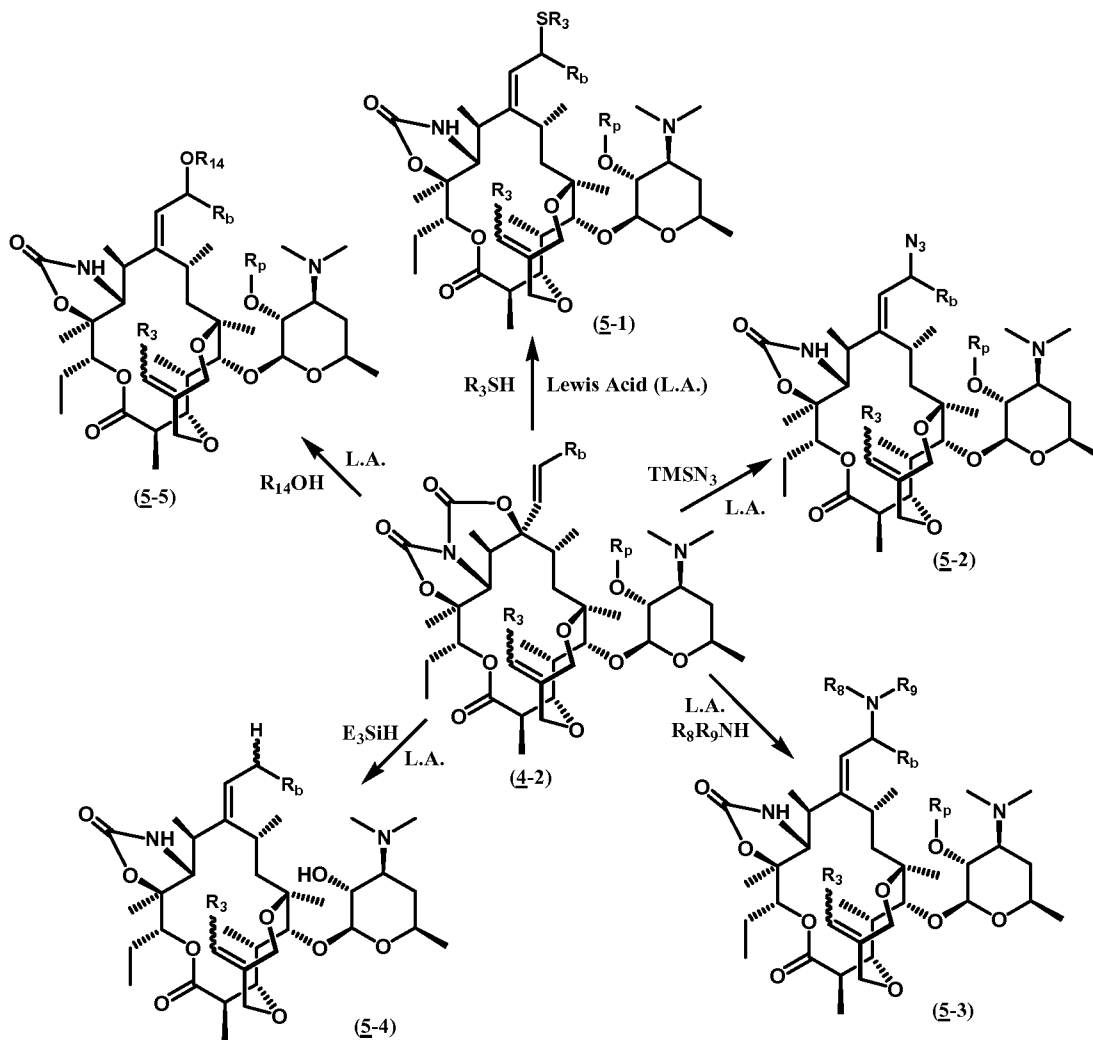
Scheme 4



Scheme 4 depicts the synthesis of compounds of formula (4-3). Alkyne (3-3) can be reduced to the corresponding alkene (4-1) by catalytic hydrogenation over transition metal catalyst such as palladium on carbon, or Lindlar's catalyst in the presence of hydrogen in an alcoholic solvent. Intermediate (4-1) is then treated with a suitable solvent such as THF, DMF, DMSO for 0.1-2 hours at a temperature ranging from -20°C to 65°C. The reaction mixture is treated with CDI for 0.1-2 hours at a temperature ranging from 0°C to 65°C to afford the tetracyclic intermediate (4-2). Both intermediates (4-1) and (4-2) can undergo an acid-catalyzed rearrangement reaction in the presence of an appropriate nucleophile to yield the corresponding substituted propylidene derivative (4-3). Group X₁, the nucleophilic species in the reaction depicted in Scheme 4, can be, but not limited to, alkyl, alkenyl, O-R₁₄, NR₈R₉, NR₃R₁₄, SR₃, azido. It will be recognized by one skilled in the art that in the conversion of (4-1) or (4-2) to (4-3) will result in a new stereocenter and potential geometrical isomers, and consequently (4-3) may exist as a mixture of diastereomers. These stereoisomers may be separated at this stage by a suitable chromatographic method, such as silica gel column chromatography

or HPLC, or the mixture of stereoisomers may be carried on through the synthetic sequence, and optionally separated at a later step.

Scheme 5

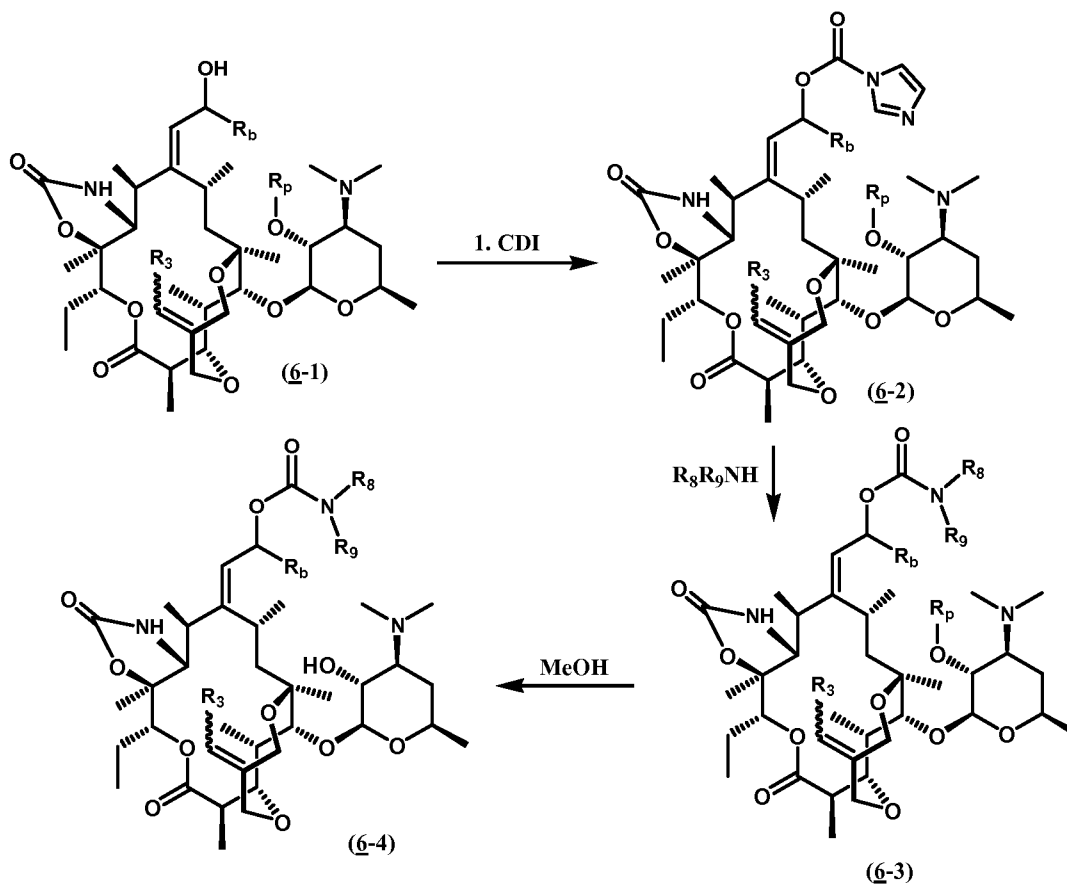


5

Scheme 5 illustrates the Lewis Acid promoted rearrangement of (4-2) to compounds of formulae I and II, wherein A and B taken together with the carbon atom to which they are attached to form =CHCH(R_b)X₁, X₁ is OR₁₄ (5-5), SR₃ (5-1), NR₈R₉ (5-3), hydrogen (5-4), azido (5-2).

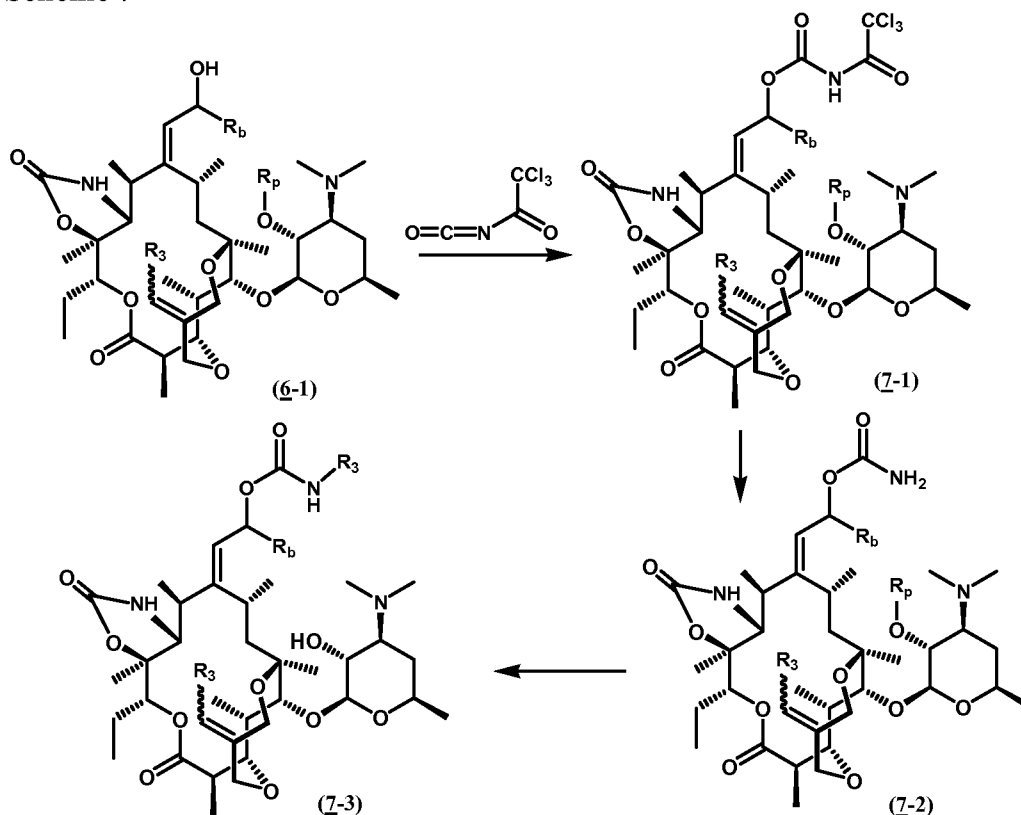
10

Scheme 6



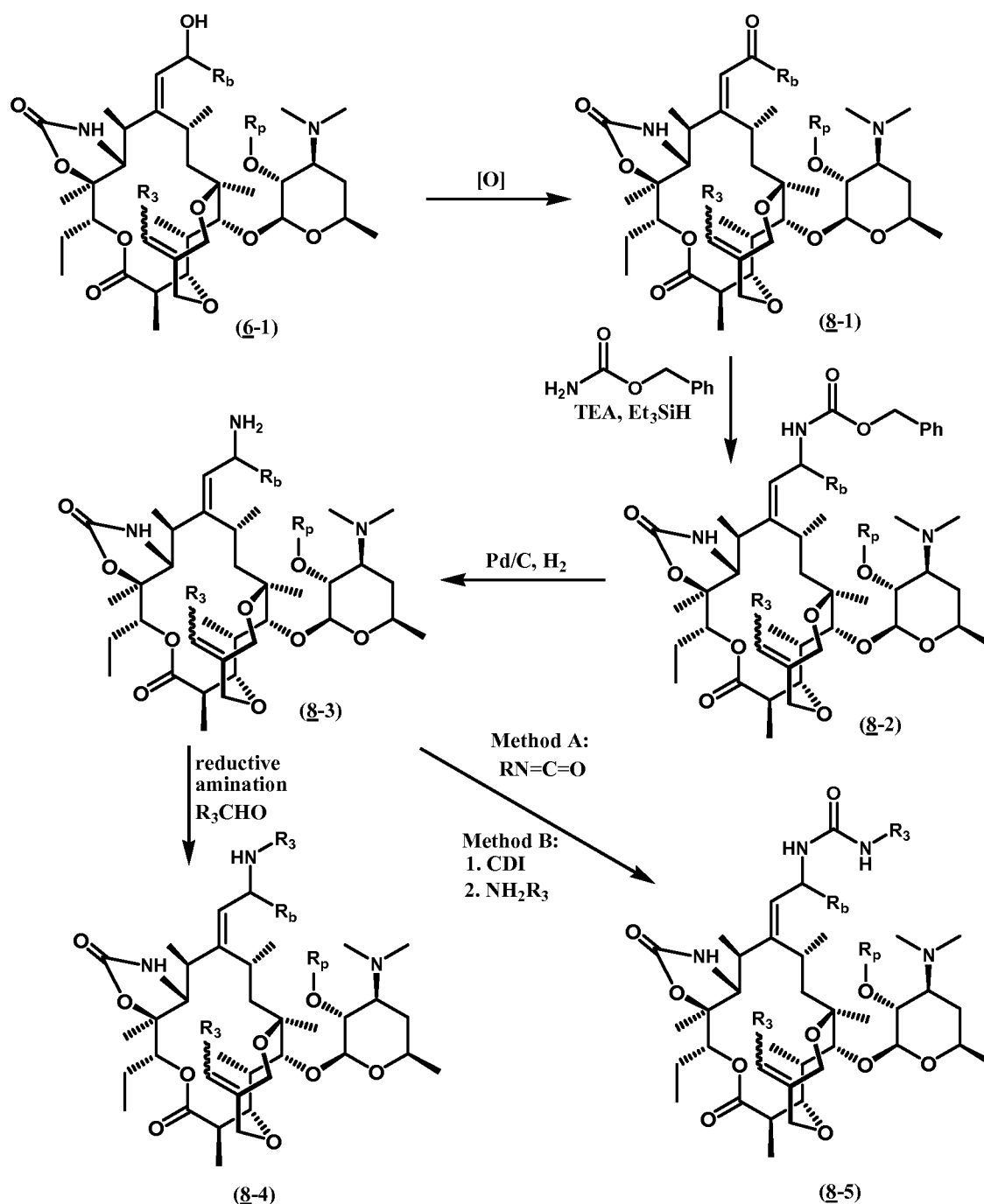
- 5 Scheme 6 shows the preparation of compounds of formula (6-4). The hydroxy group of intermediate (6-1) can be derivatized by treatment with a base such as sodium hydride, potassium tert-butoxide or triethylamine, and carbonyldiimidazole (CDI) in a suitable solvent such as methylene chloride, chloroform, or THF at a temperature ranging from $-20^{\circ}C$ to $37^{\circ}C$ for 1-24 hours to yield the acylimidazolide (6-2). The acyl
- 10 imidazolide (6-2) is treated with an appropriately substituted amine followed by 2' deprotection as described above to afford carbamate (6-4).

Scheme 7



Scheme 7 depicts an alternate synthesis of carbamate (7-3). Treatment of (6-1) with trichloroacetyl isocyanate in an inert solvent, such as methylene chloride, chloroform, or THF at a temperature ranging from -20°C to 37°C for from 1- 24 hours to yields the N-trichloroacetyl carbamate (7-1). The N-trichloroacetyl carbamate functionality can be hydrolyzed to the corresponding carbamate (7-2) by treatment with a suitable base, such as 10% sodium hydroxide, in a biphasic solvent system, such as ethyl acetate/water, methylene chloride/water, and the like for 1-24 hours at a temperature ranging from 20°C to 80°C . Alternative bases may likewise be used to effect this conversion, such as potassium hydroxide, sodium carbonate, potassium carbonate, or a tertiary amine base, such as triethylamine, in an aqueous solvent mixture. Reductive alkylation of primary carbamate (7-2) with a suitably substituted aldehyde in the presence of trifluoroacetic acid and triethylsilane affords the secondary carbamate (7-3).

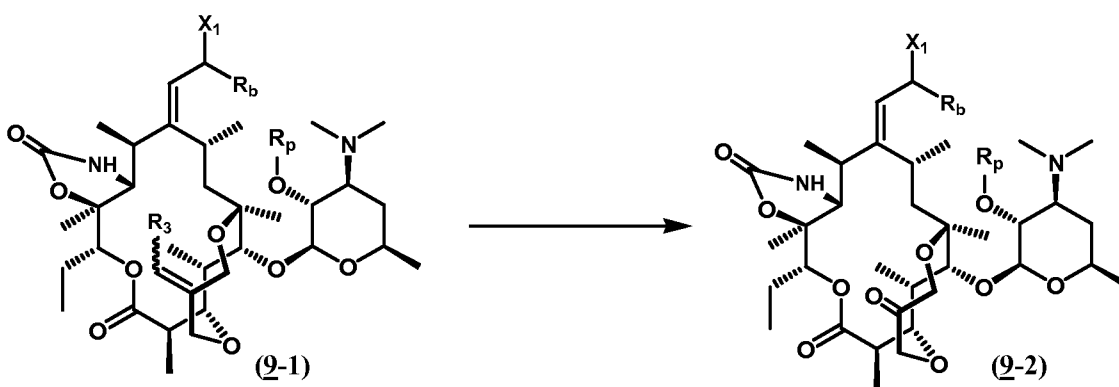
Scheme 8



Scheme 8 depicts the synthesis amino and urea compounds of formulae (8-4) and (8-5) respectively. The hydroxy group of (6-1) may be oxidized by treatment with
 5 DMSO (dimethylsulfoxide) and a carbodiimide, such as EDCI (1-ethyl- 3-(3-dimethylaminopropyl)carbodiimide), in the presence of pyridinium trifluoroacetate in a suitable solvent, such as methylene chloride, for 1 to 24 hours at a temperature ranging from $-20^{\circ}C$ to $37^{\circ}C$. Alternative methods of oxidation include N-chlorosuccinimide and dimethylsulfide complex followed by treatment with a tertiary amine base, Dess-Martin

periodinane, or oxalyl chloride/DMSO followed by treatment with a tertiary amine base. Reaction of carbonyl compound (**8-1**) with benzylcarbamate in the presence of a suitable reducing agent, such as triethylsilane, and a suitable acid, such as trifluoroacetic acid provides carbamate (**8-2**). Carbamate (**8-2**) can be converted to amine (**8-3**) by treatment
 5 with hydrogen gas in the presence of a transition metal catalyst such as palladium on carbon, platinum on carbon, or rhodium in an acidic medium. Amine (**8-3**) can be transformed to (**8-4**) by treatment with an appropriate substituted aldehyde in the presence of a suitable reducing agent, such as sodium cyanoborohydride in the presence of catalytic acid followed by removal of the 2'-acetyl protecting group as described
 10 above. Alternatively, amine (**8-3**) can be converted to urea (**8-5**) by treatment with an appropriate substituted isocyanate.

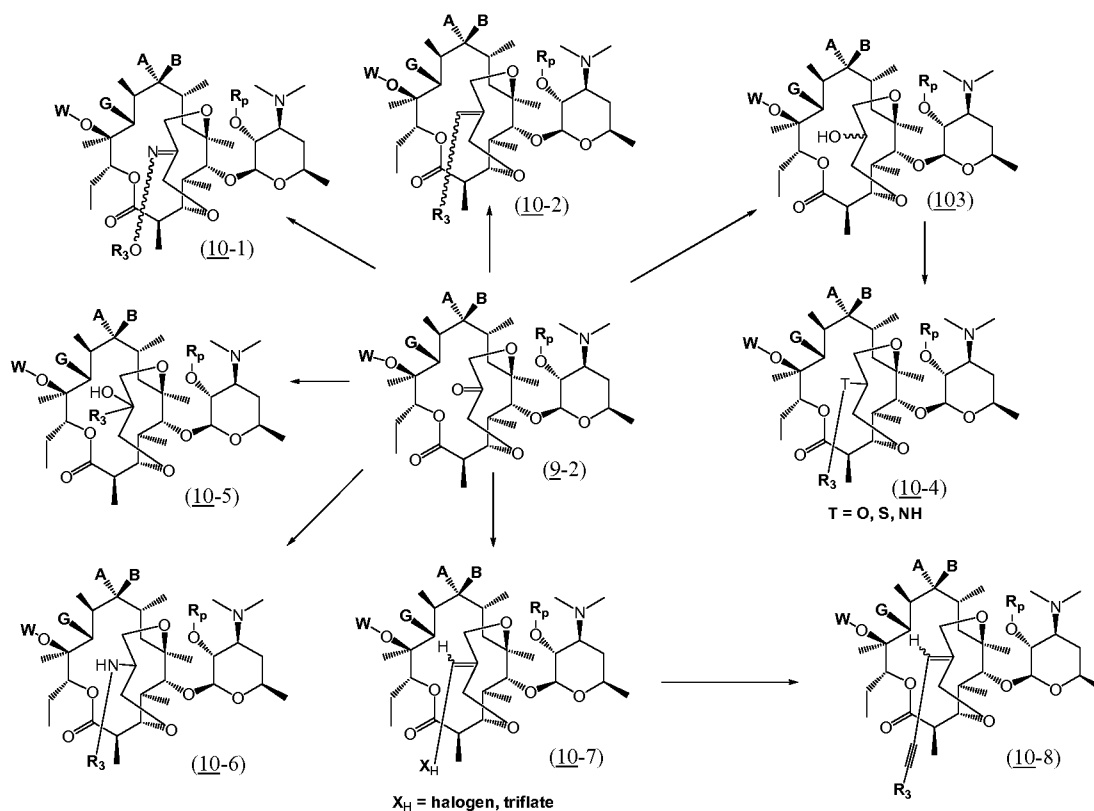
Scheme 9



15

Scheme 9 illustrates another process of the invention by which to prepare compound of the present invention. Conversion of alkenes (**9-1**) into ketones (**9-2**) can be accomplished by ozonolysis followed by decomposition of the ozonide with the appropriate reducing agents. The reaction is typically carried out in an inert solvent such
 20 as, but not limited to, methanol, ethanol, ethyl acetate, glacial acetic acid, chloroform, methylene chloride or hexane or mixtures thereof, preferably methanol, preferably at –78°C to –20°C. Representative reducing agents are, for example, triphenylphosphine, trimethylphosphite, thiourea, and dimethyl sulfide, preferably triphenylphosphine. A more thorough discussion of ozonolysis and conditions therefor may be found In J.
 25 March, *Advanced Organic Chemistry*, 4th ed., Wiley & Son, Inc, 1992. Alternatively, compounds of formula (**9-1**) can be prepared from compounds of formula (**9-2**) dihydroxydation with OsO₄ followed by NaIO₄ cleavage.

Scheme 10



Compounds according to the invention of the formula (9-2) can be further functionalized in a variety of ways. Scheme 10 details a procedure for the conversion of the ketone of formula (9-2) into an oxime of formula (10-1). Oxime formation can be accomplished using the appropriate substituted hydroxylamine under either acidic or basic conditions in a variety of solvents. Representative acids include, but are not limited to, hydrochloric, phosphoric, sulfuric, p-toluenesulfonic, and pyridinium p-toluene sulfonate. Likewise, representative bases include, but are not limited to, triethylamine, pyridine, diisopropylethyl amine, 2,6-lutidine, and the like. Appropriate solvents include, but are not limited to, methanol, ethanol, water, tetrahydrofuran, 1,2-dimethoxyethane, and ethyl acetate. Preferably the reaction is carried out in ethanol using triethylamine as the base. The reaction temperature is generally 25°C and reaction time is 1 to 12 hours.

It will be appreciated by one skilled in the art that ketones of formula (9-2) can be transformed into alkenes of formula (10-2) and (10-7) via Wittig reaction with the appropriate phosphonium salt in the presence of a base, see (a) Burke, *Tetrahedron Lett.*, 1987, 4143-4146, (b) Rathke and Nowak, *J. Org. Chem.*, 1985, 2624-2626, (c) Maryanoff and Reitz, *Chem. Rev.*, 1989, 863-927. Furthermore, vinyl halides of formula (10-7) can be functionalized by Sonogashira coupling with alkynes in the presence of a

palladium catalyst, a copper halide and an amine base to give compounds of formula (10-8) (see (a) Sonogashira, Comprehensive Organic Synthesis, Volume 3, Chapters 2,4; (b) Sonogashira, *Synthesis* 1977, 777.). In a similar manner, alkenes of formula (10-2) can be obtained from vinyl halides (10-7) via Suzuki cross coupling with organoboron reagents in the presence of a palladium catalyst and a base, or via Stille cross coupling with organostannanes in the presence of a palladium catalyst (see (a) Suzuki, *J. Organomet. Chem.* 1999, 576,147-168, (b) Stille, *Angew. Chem. Int. Ed. Engl.*, 1986, 508-524 (c) Farina, *J. Am. Chem. Soc.*, 1991, 9585-9595).

Furthermore, alcohols of type (10-3) can be prepared by reduction of the corresponding ketone of formula (9-2) under a variety of conditions (see Hudlicky, M. Reductions in Organic Chemistry, Ellis Horwood Limited: Chichester, 1984). The alcohols thus derived can be further modified to give compounds of formula (10-4). A process to generate compounds of formula (10-4) includes, but is not limited to, alkylation of the alcohol with an electrophile or conversion of the alcohol into a leaving group, such as a triflate, tosylate, phosphonate, halide, or the like, followed by displacement with a heteroatom nucleophile (e.g. an amine, alkoxide, sulfide or the like).

Yet another means by which to functionalize ketones of formula (9-2) is via addition of Grignard reagents to form alcohols of formula (10-5). The requisite Grignard reagents are readily available via the reaction of a variety of alkyl or aryl halides with magnesium under standard conditions (see B.S. Furniss, A.J. Hannaford, P.W.G. Smith, A.R. Tatchell, Vogel's Textbook of Practical Organic Chemistry, 5th ed., Longman, 1989). The addition is performed in an inert solvent, generally at low temperatures. Suitable solvents include, but are not limited to, tetrahydrofuran, diethylether, 1,4-dioxane, 1,2-dimethoxyethane, and hexanes. Preferably the solvent is tetrahydrofuran or diethylether. Preferably the reaction is run at -78°C to 0°C.

In a similar way, reaction with other organometallic reagents gives rise to alcohols of formula (10-5). Examples of useful organometallic reagents include, but are not limited to, organo-aluminum, organo-lithium, organo-cerium, organo-zinc, organo-thallium, and organo-boron reagents. A more thorough discussion of organometallic reagents can be found in B.S. Furniss, A.J. Hannaford, P.W.G. Smith, A.R. Tatchell, Vogel's Textbook of Practical Organic Chemistry, 5th ed., Longman, 1989.

Ketone of formula (9-2) can be further utilized by conversion into amine of formula (10-6) via a reductive amination. Reductive amination is achieved by treating the ketone with an amine in the presence of a reducing agent to obtain the product amine

(10-6). The reaction can be carried out either with or without added acid. Examples of acids that are commonly used include, but are not limited to, hydrochloric, phosphoric, sulfuric, acetic, and the like. Reducing agents that effect reductive amination include, but are not limited to, hydrogen and a catalyst, zinc and hydrochloric acid, sodium cyanoborohydride, sodium borohydride, iron pentacarbonyl, and alcoholic potassium hydroxide. Generally alcoholic solvents are used. The preferred conditions use sodium cyanoborohydride in methanol with added acetic acid.

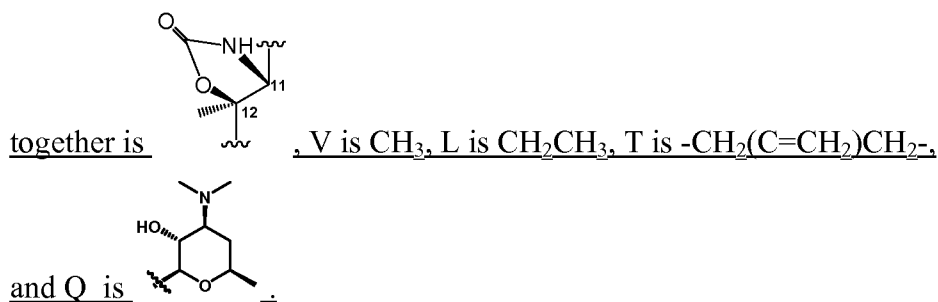
It will be appreciated by one skilled in the art, that the unsaturated compounds represented by compounds (10-2) and (10-8) can be reduced to form the corresponding saturated compound (see Hudlicky, M., Reductions in Organic Chemistry, Ellis Horwood Limited: Chichester, 1984).

All references cited herein, whether in print, electronic, computer readable storage media or other form, are expressly incorporated by reference in their entirety, including but not limited to, abstracts, articles, journals, publications, texts, treatises, internet web sites, databases, patents, and patent publications.

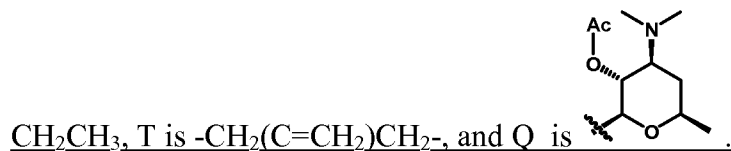
EXAMPLES

The compounds and processes of the present invention will be better understood in connection with the following examples, which are intended as an illustration only and not limiting of the scope of the invention. Various changes and modifications to the disclosed embodiments will be apparent to those skilled in the art and such changes and modifications including, without limitation, those relating to the chemical structures, substituents, derivatives, formulations and/or methods of the invention may be made without departing from the spirit of the invention and the scope of the appended claims.

Example 1. Compound of formula II, wherein A is OH, B is ---TMS , G and W taken



Step 1: Compound of formula II, wherein A and B taken together with the carbon atom to which they are attached are C=NOAc, G is OH, W is H, V is CH₃, L is



5 **Step 1a.**

To a flask containing a solution of commercially available Ery A oxime (1 eq.) in MeOH was slowly bubbled in anhydrous HCl gas (3.1 eq.) at 20 to 30°C for 2 hrs. After HCl gas bubbling stops, the reaction mixture was stirred for 1 hr at room temperature. The mixture was then concentrated to about half the volume, and then quenched with dilute HCl solution. The resulting solution was extracted 4 times with dichloromethane. The aqueous solution was then basified with aqueous potassium carbonate solution until pH 9.5 to 10. The mixture was extracted 4 times with dichloromethane. The combine organic extracts were washed once with water, and then evaporated to dryness. The product was carried directly for the next step without further purification.

10 MS (ESI): $m/z = 591$ [M+H].

Step 1b.

A solution of the compound from step (1a) in THF (12 L) was concentrated to a remaining volume about 9 L to azeotropically dry the material before acetylation reaction. To this clear THF solution was charged triethylamine (3.0 eq.), and then slowly charged Ac₂O (2.3 eq.) at 20- 30°C over the period of about 30 min. Upon the completion of the addition, the reaction mixture was agitated at 25°C for additional 3 hours. The reaction was diluted with EtOAc, subsequently washed 4 times with saturated aqueous NaHCO₃ solution, and 4 times with water. The organic solution was evaporated to dryness to afford the desired crude product which was purified by crystallization with EtOAc/Hex.

25 MS (ESI): $m/z = 675$ [M+H].

Step 1c.

To a cloudy solution of compound from step (1b) in toluene was added carbonic acid 2-tert-butoxycarbonyloxymethyl-allyl ester tert-butyl ester (1.6 eq.) (prepared according to patent WO 03/097659 A1). The resulting mixture was degassed 3 times at 33°C before Pd₂(dba)₃ (4 mol%) and dppb (8 mol%) were added and the resulting mixture was heated

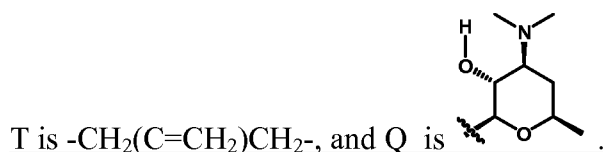
30

to reflux for 5 hours. After this time, the reaction was cooled back to room temperature and was concentrated under vacuo. The residue was passed through a short silica gel column eluting with 100% EtOAc to 95:5 (EtOAc:acetone) to give and the eluted product was concentrated and crystallized out from EtOAc to give the desired target.

5 MS (ESI): m/z 627.37 [M+H].

^{13}C NMR (CDCl_3 , ppm) δ : 176.8, 171.3, 170.2, 168.0, 143.0, 118.9, 102.3, 81.0, 80.0, 77.6, 75.0, 74.4, 72.3, 71.9, 70.6, 69.2, 63.55, 63.47, 60.6, 43.6, 42.7, 40.9, 37.9, 34.9, 31.0, 28.5, 22.9, 22.1, 21.6, 21.3, 21.2, 20.0, 18.9, 16.9, 15.1, 14.4, 12.2, 10.6, 10.5.

10 Step 2: Compound of formula II, wherein A and B taken together with the carbon atom to which they are attached are C=O, G is OH, W is H, V is CH₃, L is CH₂CH₃,

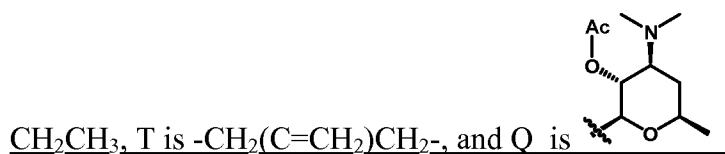


To a stirred solution of compound from Example 6 (22 mmol) in ethanol was slowly added water (75 ml). To this mixture was added NaNO_2 (5 eq.) in one portion and then it was slowly treated with 1N aqueous HCl (110 ml). The reaction temperature was warmed to 70°C over 20 min and was allowed to stir at this temperature for 2 hours. After the solution was cooled back to room temperature, it was basified with saturated NaHCO_3 to a pH of 9-10 and then extracted 5 times with dichloromethane. The combined organic extracts were washed once with brine, dried over MgSO_4 , filtered and concentrated. The residue was purified by crystallization to afford the desired product.

20 MS (ESI): m/z 628.09 [M+H].

^{13}C NMR (CDCl_3 , ppm) δ : 220.6, 177.0, 143.9, 118.3, 104.5, 81.4, 80.7, 75.3, 75.1, 72.6, 70.8, 69.70, 69.66, 66.0, 63.7, 45.2, 43.7, 42.7, 40.5, 38.8, 38.5, 28.6, 22.7, 22.2, 25 21.4, 18.8, 16.6, 12.3, 12.1, 10.9, 10.6.

Step 3: Compound of formula II, wherein A and B taken together with the carbon atom to which they are attached are C=O, G is OH, W is H, V is CH₃, L is



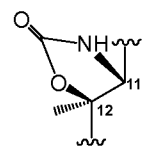
To a solution of compound from Example 2 in CH_2Cl_2 was added Ac_2O (1.2 eq.). The resulting solution was stirred at room temperature for 2.5 hours before it was diluted with EtOAc, washed 2 times with saturated NaHCO_3 , once with brine, dried over MgSO_4 and concentrated under vacuum to give a white solid.

MS (ESI): m/z 670.10 [M+H].

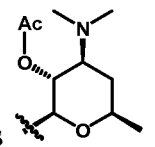
^{13}C NMR (CDCl_3 , ppm) δ : 220.6, 176.9, 170.1, 143.8, 118.3, 102.4, 80.8, 80.5, 75.3, 75.1, 72.6, 72.0, 69.7, 69.3, 63.8, 63.5, 45.0, 43.6, 42.7, 40.9, 38.7, 38.4, 30.9, 22.8, 22.2, 21.6, 21.2, 18.7, 16.9, 12.2, 12.1, 10.7, 10.6.

Step 4. Compound of formula II, wherein A and B taken together with the carbon atom

to which they are attached are C=O, G and W taken together is



V is CH_3 , L is CH_2CH_3 , T is $-\text{CH}_2(\text{C}=\text{CH}_2)\text{CH}_2-$, and Q is



To a mixture of compound from example 3 (1.54 mmol), CDI (4.0 eq.), in THF (25 ml), and DMF (5 ml) was added NaHMDS (1.5 eq.) dropwise under nitrogen at room temperature. The resulting solution was further stirred at room temperature overnight. The yellow suspension was cannulated to a vessel containing 5 ml of liquid ammonia. The resulting mixture was sealed and stirred at room temperature overnight. The mixture was then poured into a mixture of EtOAc (200 ml) and 5% NaH_2PO_4 (150 ml). The aqueous layer was extracted with EtOAc and the combined organic layers were washed twice with 5% NaH_2PO_4 , once with saturated NaHCO_3 , dried over Na_2SO_4 , filtered and concentrated under vacuum to yield an off-white foam (92% yield).

MS (ESI): m/z 695.25 [M+H].

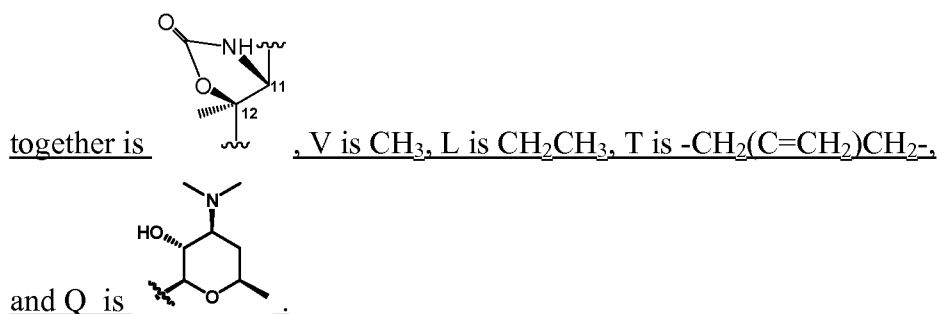
^{13}C NMR (CDCl_3 , ppm) δ : 218.1, 177.1, 170.1, 158.5, 144.0, 119.3, 102.2, 85.0, 80.7, 80.1, 74.3, 72.6, 71.9, 69.3, 63.4, 63.3, 60.6, 58.2, 45.2, 43.5, 42.5, 40.8, 38.7, 38.2, 30.9, 23.5, 22.2, 21.6, 21.3, 21.2, 18.9, 14.4, 14.1, 14.0, 11.8, 10.8, 10.2 ppm.

Step 5: A solution of step 4 (694 mg, 1.0 mmol) in anhydrous THF (10 mL) was treated with a solution of lithium trimethylsilylacetylide in THF (0.5 M, 20 mL, 10 mmol) over 5 minutes at 0 °C under nitrogen. After the addition was complete, the reaction mixture was allowed to warm 25°C, and stirred for 6.5 hours. The reaction mixture was treated with saturated aqueous NH₄Cl. The volatile was evaporated off and the residue is partitioned (ethyl acetate and 5% aqueous K₂CO₃). The organics were washed with water and brine, dried (Na₂SO₄) and evaporated to give the titled compound. The crude product was used directly for next step.

ESIMS m/z = 751.49 (M+H)⁺.

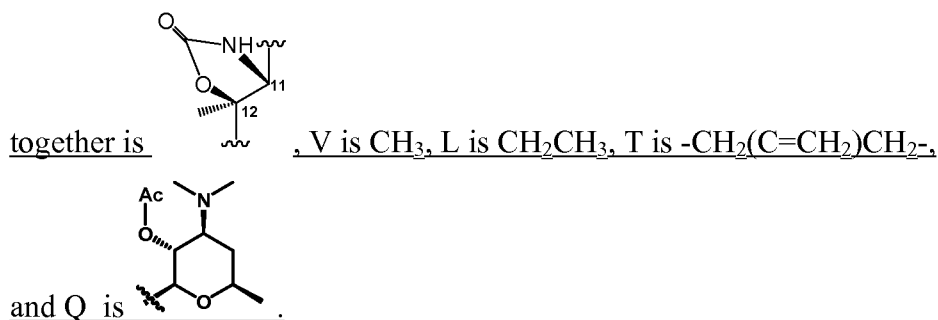
10

Example 2. Compound of formula II, wherein A is OH, B is $\text{—}\equiv\text{—}$, G and W taken



A solution of the crude compound from Example 1 step 5 (1.0 mmol at most) in MeOH (40 mL) was treated with K₂CO₃ (1.025 g, 7.4 mmol) at room temperature for 14 hours before evaporation. The residue was partitioned (ethyl acetate and water), washed (water and brine), dried (Na₂SO₄). Evaporation gave the the titled compound (715 mg). ESIMS m/z = 679.52 (M+H)⁺.

20 Example 3. Compound of formula II, wherein A is OH, B is $\text{—}\equiv\text{—}$, G and W taken

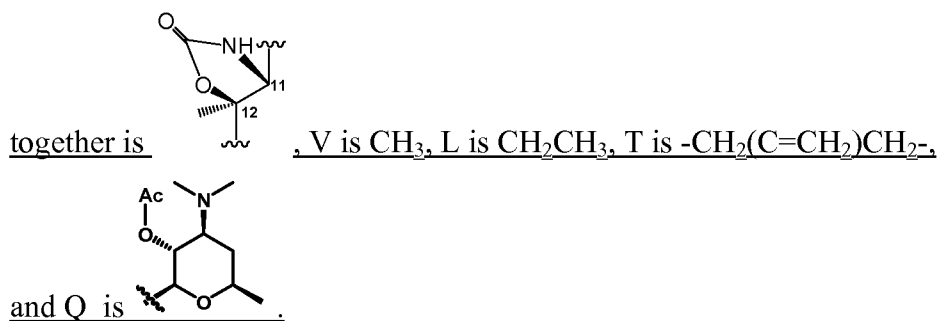


The crude compound from step xx (1.0 mmol at most) was treated with acetic anhydride (3.0 mL) in CH₂Cl₂ (30 mL) at room temperature for 2.5 hours. It was

evaporated and the residue was re-dissolved in toluene and re-evaporated. The residue was chromatographed (silica, hexane-acetone) to give the title compound (80.4% yield). ESIMS $m/z = 721.49 (M+H)^+$.

^{13}C (CDCl₃) 177.1, 171.4, 170.2, 157.8, 145.4, 112.1, 103.2, 84.3, 80.3, 80.2, 78.1, 74.2,
 5 74.0, 69.3, 64.4, 63.6, 58.1, 45.4, 43.8, 40.8, 40.3, 37.1, 36.0, 31.0, 22.6, 21.7, 21.2, 14.4,
 14.2, 12.9, 10.9, 10.8.

Example 4. Compound of formula II, wherein A is OH, B is CH=CH₂, G and W taken



10

A solution of compound from Example 3 (100 mg, 0.14 mmol) in ethyl acetate (10 mL) and 1-hexene (2.0 mL, 16 mmol) was hydrogenated with a hydrogen balloon in the presence of Lindlar's catalyst (5% Pd on CaCO₃ poisoned with lead, 59 mg, 0.028 mmol) at room temperature for 3 hours. The reaction mixture was filtered through Celite, and
 15 concentrated in vacuo to give the titled compound (100 mg, 100%).
 ESIMS $m/z = 723.51 (M+H)^+$.

Example 5. Compound of formula VII, wherein X₂ is CH₂, Y₂ is O, Z₂ and R₂₀ are hydrogen, and R_p is Ac.

20

A solution of compound from Example 4 (284 mg, 0.39 mmol) in trifluoroacetic acid (5.5 mL) was stirred at 0°C for 1 hour and then at room temperature for 4.5 hours before being evaporated. The residue was partitioned (EtOAc/saturated aqueous sodium bicarbonate). The organic was washed with water and brine, dried (Na₂SO₄) and evaporated to give a crude intermediate. It was then dissolved in MeOH (5 mL) and
 25 stood at room temperature for 40 minutes before evaporation to give a crude mixture (265 mg). It was finally treated with acetic anhydride (0.5 mL) in CH₂Cl₂ at room temperature for 5 hours before being evaporated. The residue was re-dissolved in toluene and re-evaporated to give the crude title compound (294 mg).
 ESIMS $m/z = 723.50 (M+H)^+$.

Example 6. Compound of formula VII, wherein X₂ is CH₂, Y₂ is O(CO)NH, Z₂ is CH₂Ph, R₂₀ are hydrogen, and R_p is Ac.

5 A solution of compound from Example 5 (0.14 mmol at most) in dichloromethane (5 mL) was treated with benzyl isocyanate (0.10 mL, 0.81 mmol) in the presence of triethylamine (0.5 mL, 3.59 mmol) at room temperature for 14 hours. It was evaporated and the residue was dissolved in acetonitrile and water (5:1, 6 mL) and further purified by HPLC to afford the titled compound (5.6 mg).

ESIMS m/z = 856.56 (M+H)⁺.

10

Example 7. Compound of formula VII, wherein X₂ is CH₂, Y₂ is O(CO)NH, Z₂ is CH₂Ph, R₂₀ are hydrogen, and R_p is H.

15 A solution of compound from Example 6 in methanol is stirred at room temperature for 5 h. The organic solution is concentrated in vacuo. Purification by HPLC affords the titled compound.

The same starting material from Example 5 is used in the preparation of 174-346 listed in Table 2 using the similar method delineated in Examples 6 and 7 for compound to prepare each of the compounds listed in Table 2.

20 In all of the following examples a mixture of stereoisomers are present which may be separated by flash chromatography, crystallization or HPLC.

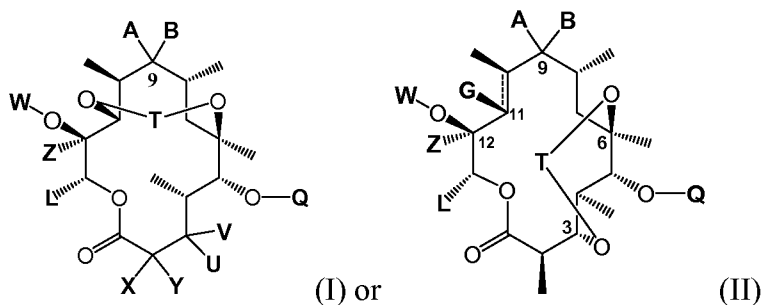
The substituted amines used in the following examples are either commercially available or can be made according to published procedures.

CLAIMS

WHAT IS CLAIMED:

1. Compounds represented by formula (I) or (II):

5



or the racemates, enantiomers, diastereomers, geometric isomers, tautomers, solvates, pharmaceutically acceptable salts, esters and prodrugs thereof,

10 wherein T is

(a) $-R_1-$, where R_1 is substituted or unsubstituted $-C_1-C_8$ alkylene-, $-C_2-C_8$ alkenylene- or $-C_2-C_8$ alkynylene-, containing 0, 1, 2, or 3 heteroatoms selected from O, S or N;

(b) $-R_1-(C=O)-R_2-$, where R_2 is independently selected from R_1 ;

15 (c) $-R_1-(C=N-E-R_3)-R_2-$, where E is absent, O, OC(O), NH, NHC(O), NHC(O)NH or NHSO₂; and R_3 is independently selected from the group consisting of:

(1) hydrogen;

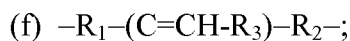
(2) aryl; substituted aryl; heteroaryl; substituted heteroaryl; and

20 (3) R_4 , where R_4 is substituted or unsubstituted $-C_1-C_8$ alkyl, $-C_2-C_8$ alkenyl, or $-C_2-C_8$ alkynyl containing 0, 1, 2, or 3 heteroatoms selected from O, S or N; and

(4) substituted or unsubstituted, saturated or unsaturated C_3-C_{12} cycloalkyl;

25 (d) $-R_1-[C(OR_5)(OR_6)]-R_2-$, where R_5 and R_6 are selected from the group consisting of C_1-C_{12} alkyl, aryl or substituted aryl; or taken together is $-(CR_xR_y)_m-$, where m is 2 or 3, R_x and R_y are independently selected from hydrogen and R_4 ;

(e) $-R_1-[C(SR_5)(SR_6)]-R_2-$; or



one of A and B is R_a and the other is OR_a , wherein R_a is independently selected from: (a) hydrogen; and

5 (b) $-R_4$;

alternatively, A and B taken together with the carbon atom to which they are attached to form $=CHCH(R_b)X_1$ or $=CHM_1C(R_b)=N-OR_c$, wherein R_b is selected from the group consisting of:

(a) hydrogen;

10 (b) $-R_3$;

(c) $-C(O)-R_d$, wherein R_d is independently selected from halogen and R_3 ;

(d) $-C(O)-O-R_d$; and

(e) $-C(O)-NR_8R_9$ wherein R_8 and R_9 are each independently selected R_3 ;

15 alternatively, R_8 and R_9 taken together with the nitrogen atom to which they are connected form a 3- to 7-membered ring which may optionally contain one or more heterofunctions selected from the group consisting of: $-O-$, $-NH-$, $-N(R_4)-$, $-N(R_{10})-$, $-S(O)_n-$, wherein $n = 0, 1$ or 2 , and R_{10} is selected from aryl; substituted aryl; heteroaryl; and substituted heteroaryl;

R_c is selected from the group consisting of:

20 (a) hydrogen;

(b) $-R_4$;

(c) $-R_{10}$;

(d) $-(CO)R_3$;

(e) $-(CO)NHR_3$;

25 (f) $-(CO)OR_3$;

(g) $-C(O)-NR_8R_9$; and

(h) $-C(O)-NR_{11}NR_{12}R_{13}$; wherein R_{11} is hydrogen or alkyl, and R_{12} and R_{13} are independently selected from R_4 ;

X_1 is selected from the group consisting of:

30 (a) hydrogen;

(b) oxo;

(c) azido;

(d) cyano;

(e) $-R_4$;

(f) $-R_{10}$;

(g) $-(CO)R_3$;

(h) $-(CO)NHR_3$;

5 (i) $-(CO)OR_3$;

(j) $-C(O)-NR_8R_9$;

(k) $-OR_{14}$, where R_{14} is selected from the group consisting of N-phthalimido and R_c ;

(l) $-SR_3$;

10 (m) $-NR_8R_9$; and

(n) $-NR_3R_{14}$;

M_1 is absent or R_1 ;

L is independently selected from R_4 ;

W is selected from:

15 (a) hydrogen;

(b) $-R_4$;

(c) $-C(O)R_3$;

(d) $-C(O)O-R_3$; and

(e) $-C(O)N(R_8R_9)$;

20 Q is:

(a) $-R_3$;

(b) $-(CO)R_3$;

(c) $-(CO)NHR_3$;

(d) $-(CO)OR_3$;

25 (e) $-(SO)_2R_3$;

(f) monosaccharide;

(g) disaccharide; or

(h) trisaccharide;

Z is:

30 (a) hydrogen;

(b) $-N_3$;

(c) $-CN$;

(d) $-NO_2$;

(e) $-CONH_2$;

(f) $-\text{COOH}$;

(g) $-\text{CHO}$;

(h) $-\text{R}_4$;

(i) $-\text{COOR}_4$;

5 (j) $-\text{C}(\text{O})\text{R}_4$; or

(k) $-\text{C}(\text{O})\text{NR}_8\text{R}_9$;

when U is hydrogen, V is selected from the group consisting of:

(a) hydrogen;

(b) $-\text{OR}_3$;

10 (c) $-\text{OC}(\text{O})\text{R}_3$;

(d) $-\text{OC}(\text{O})\text{NHR}_3$;

(e) $-\text{OS}(\text{O})_2\text{R}_3$;

(f) $-\text{O}$ -monosaccharide; and

(g) $-\text{O}$ -disaccharide;

15 alternatively, U and V taken together with is oxo;

each of X and Y is independently:

a) hydrogen;

b) hydroxy;

c) halogen; or

20 d) $-\text{R}_4$;

G is selected from the group consisting of:

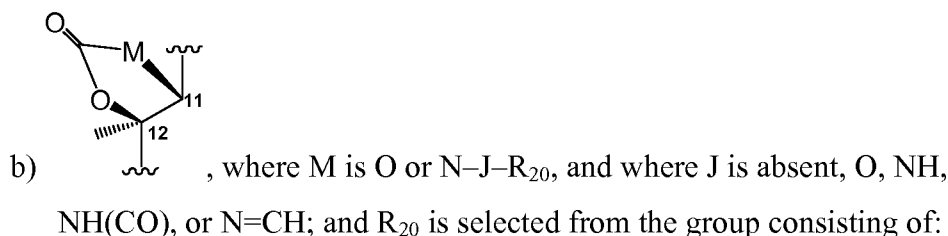
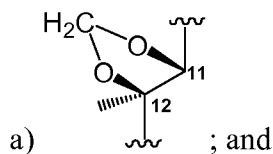
a) hydrogen;

b) hydroxy;

c) $-\text{O}-\text{R}_4$;

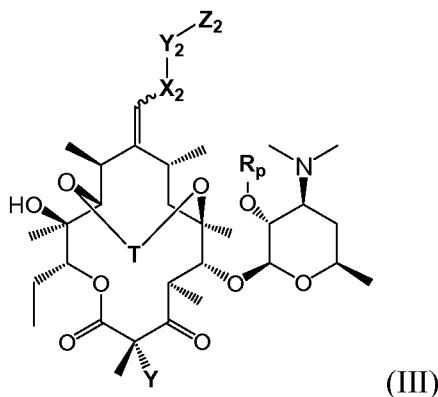
25 d) $-\text{O}-\text{R}_{10}$;

alternatively, G and W taken together to a form cyclic structure selected from:



- i. hydrogen;
- ii. R₄; and
- iii. R₁₀.

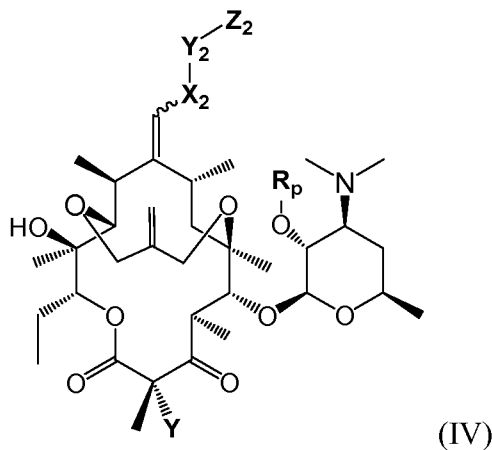
5 2. A compound according to claim 1 represented by formula (III):



where X₂ is C(O) or CH₂; Y₂ is absent, O, S, NH, CO, (CO)O, (CO)NH, SO, SO₂, CS, (CS)NH, O(CO)O, O(CO)NH, O(CO), (CO)O, NH(CO)O, NH(CO), NH(CO)NH, NH(SO₂), SO₂NH, NH(SO₂)NH, or C=N-E-R₃; Z₂ is hydrogen, R₄ or R₁₀;

10 R_p is hydrogen, hydroxy protecting group, ester or hydroxy prodrug; Y and T is as previously defined in Claim 1.

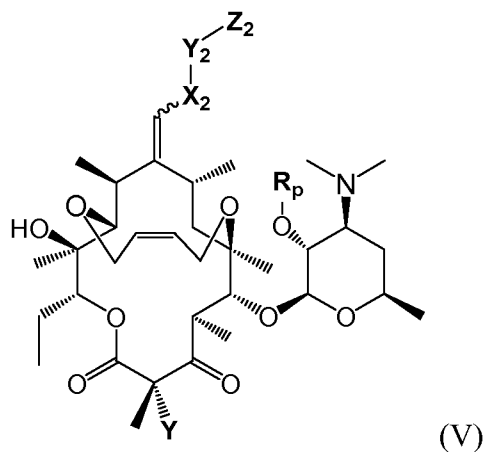
3. A compound according to claim 1 represented by formula (III):



15

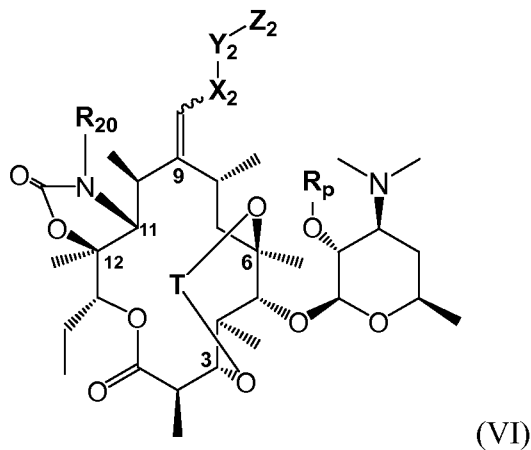
where X₂, Y₂, Z₂, Y and R_p are as previously defined in Claim 1.

4. A compound according to claim 1 represented by formula (V):



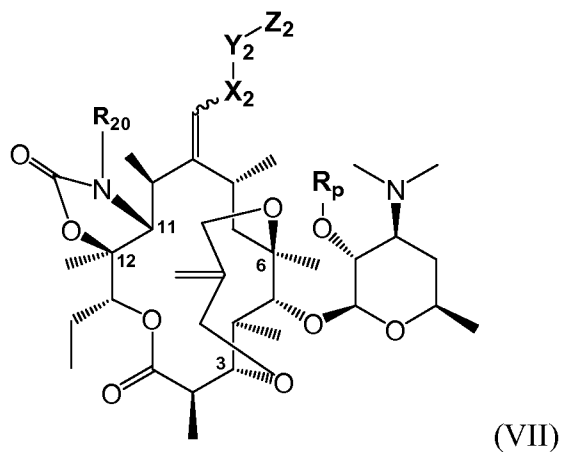
where X_2 , Y_2 , Z_2 , Y and R_p are as previously defined in Claim 1.

5. A compound according to claim 1 represented by formula (VI):



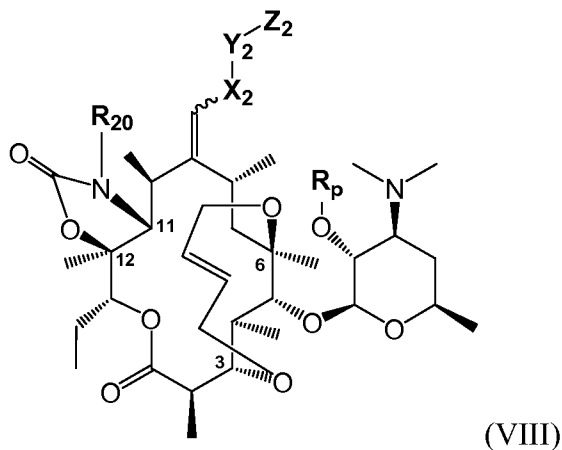
where X_2 , Y_2 , Z_2 , T , R_{20} and R_p are as previously defined in Claim 1.

- 10 6. A compound according to claim 1 represented by formula (VII):



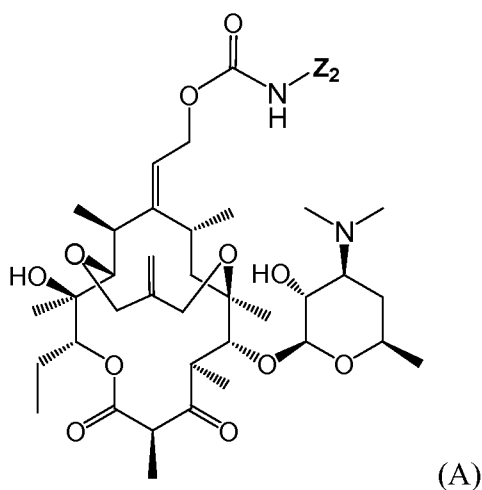
where X_2 , Y_2 , Z_2 , R_{20} and R_p are as previously defined in Claim 1.

7. A compound according to claim 1 represented by formula (VIII):



5 where X_2 , Y_2 , Z_2 , R_{20} and R_p are as previously defined in Claim 1.

8. A compound of Claim 1 having the Formula A, selected from compounds 1-173 of Table 1:

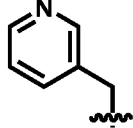
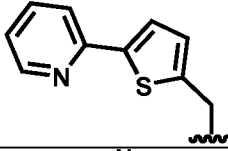
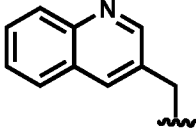
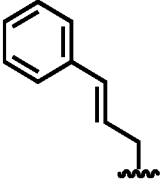
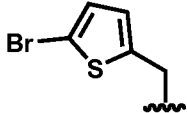
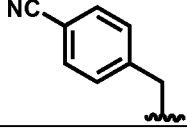
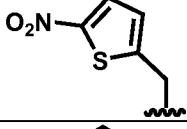
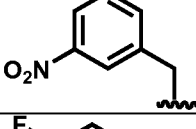
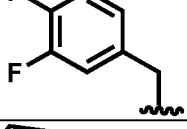
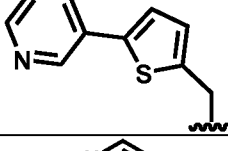
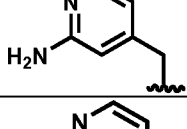
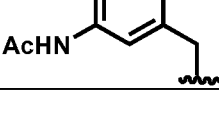


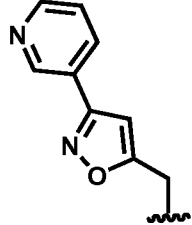
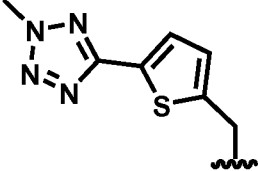
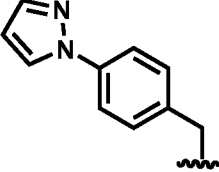
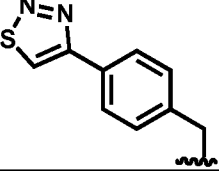
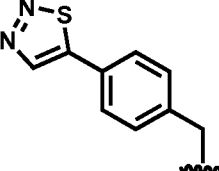
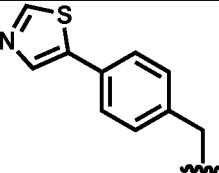
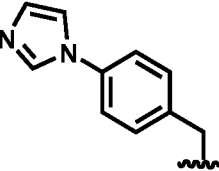
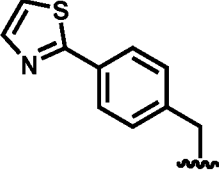
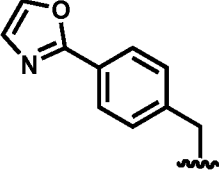
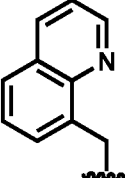
10

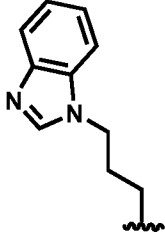
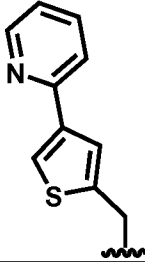
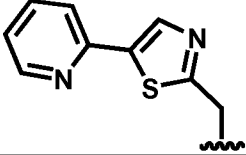
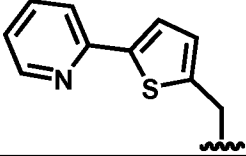
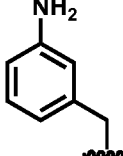
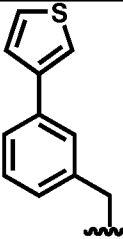
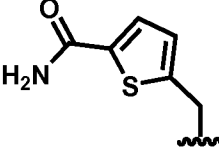
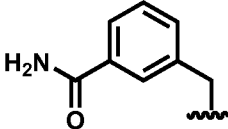
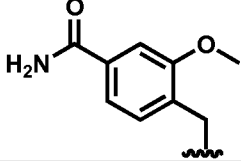
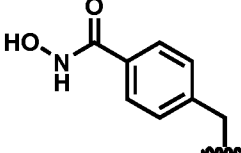
wherein Z_2 is delineated for each example in Table 1.

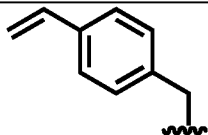
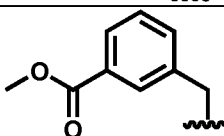
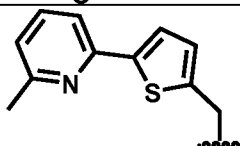
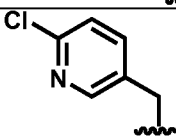
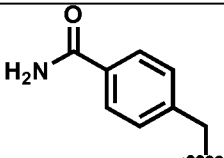
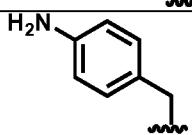
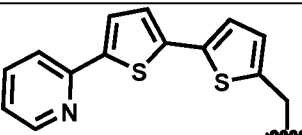
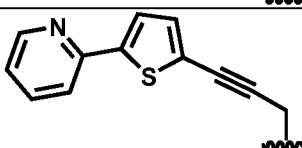
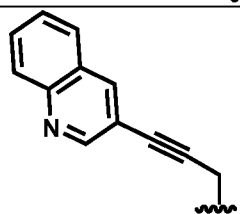
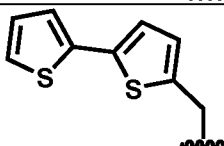
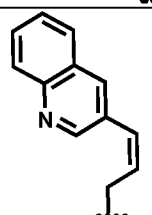
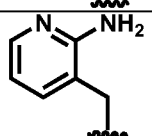
TABLE 1

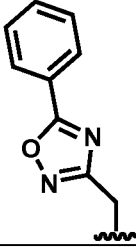
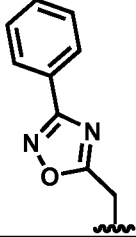
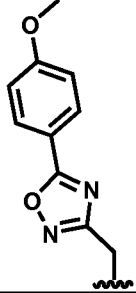
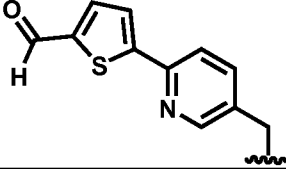
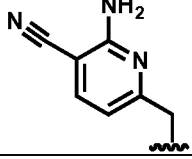
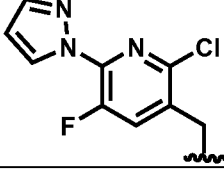
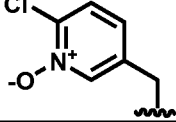
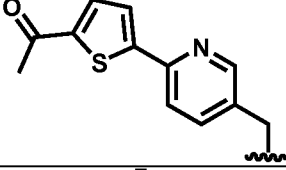
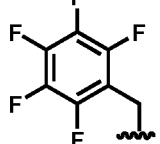
Compound No.	$-Z_2$
(1)	
(2)	

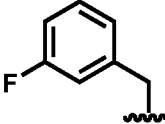
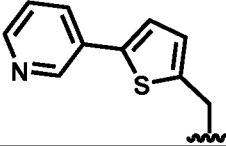
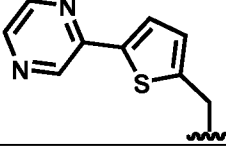
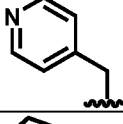
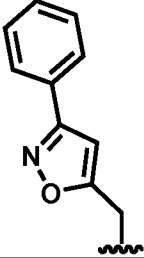
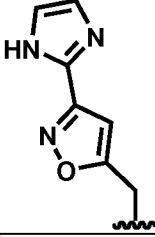
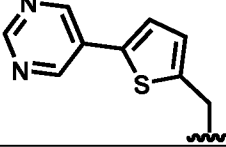
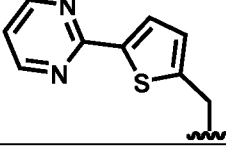
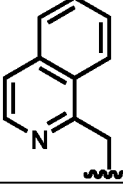
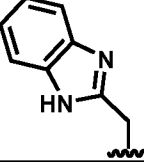
(3)	
(4)	
(5)	
(6)	
(7)	
(8)	
(9)	
(10)	
(11)	
(12)	
(13)	
(14)	

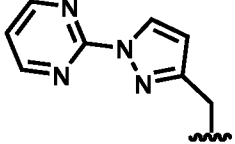
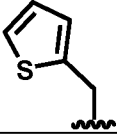
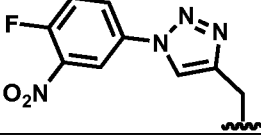
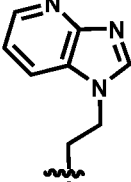
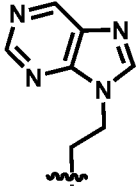
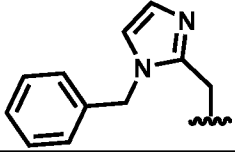
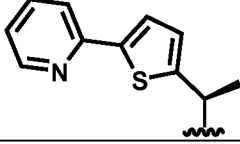
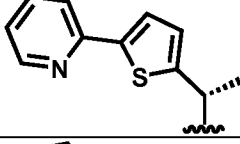
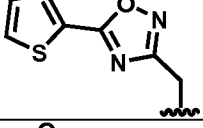
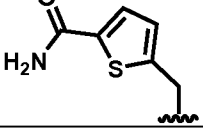
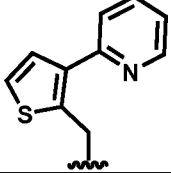
(15)	
(16)	
(17)	
(18)	
(19)	
(20)	
(21)	
(22)	
(23)	
(24)	

(25)	
(26)	
(27)	
(28)	
(29)	
(30)	
(31)	
(32)	
(33)	
(34)	

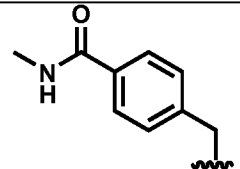
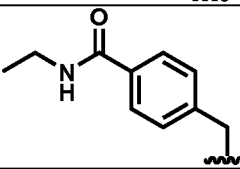
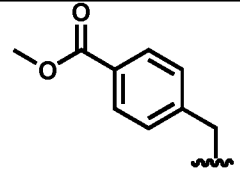
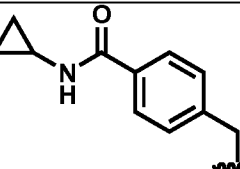
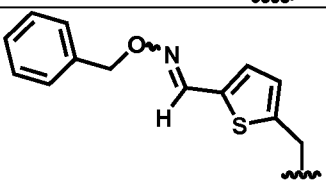
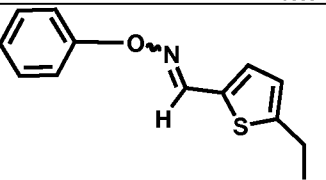
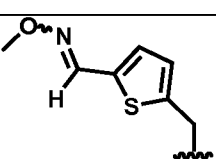
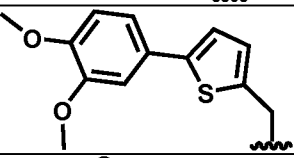
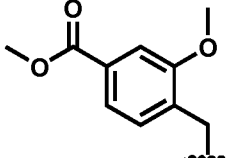
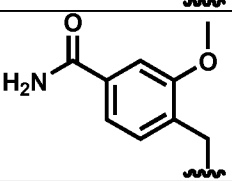
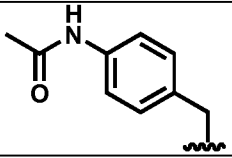
(35)	
(36)	
(37)	
(38)	
(39)	
(40)	
(41)	
(42)	
(43)	
(44)	
(45)	
(46)	

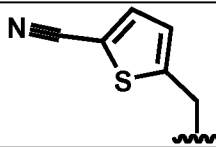
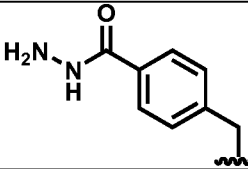
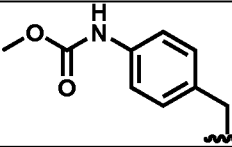
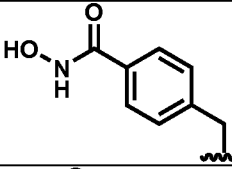
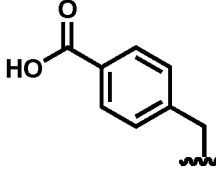
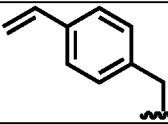
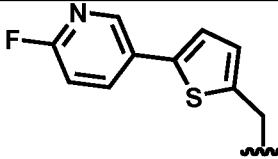
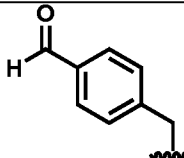
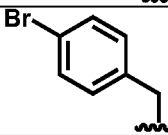
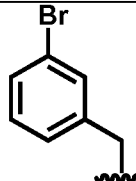
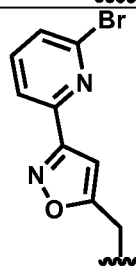
(47)	
(48)	
(49)	
(50)	
(51)	
(52)	
(53)	
(54)	
(55)	

(56)	
(57)	
(58)	
(59)	
(60)	
(61)	
(62)	
(63)	
(64)	
(65)	

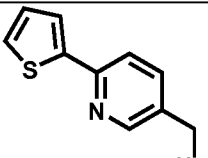
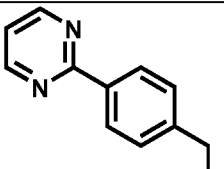
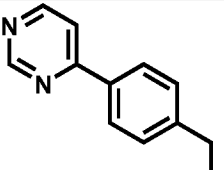
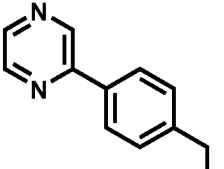
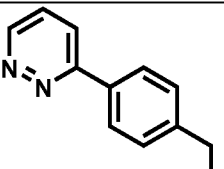
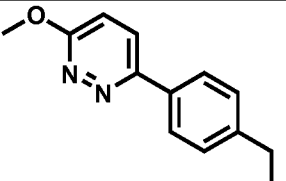
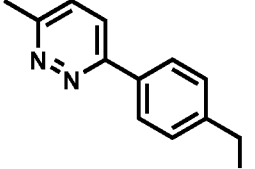
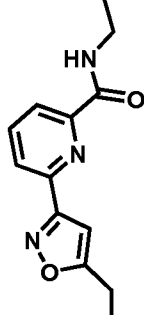
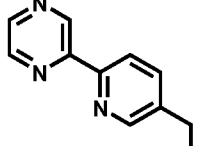
(66)	
(67)	
(68)	
(69)	
(70)	
(71)	
(72)	
(73)	
(74)	
(75)	
(76)	

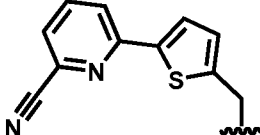
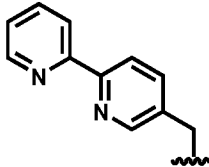
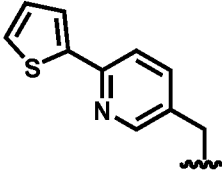
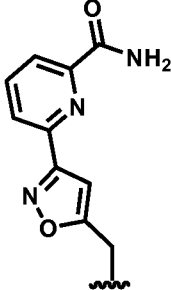
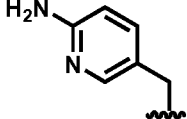
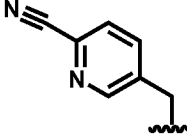
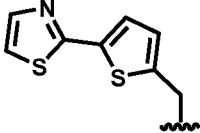
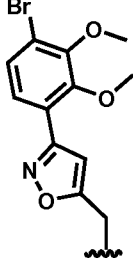
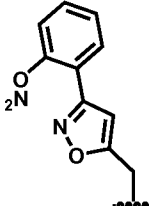
(77)	
(78)	
(79)	
(80)	
(81)	
(82)	
(83)	
(84)	
(85)	
(86)	
(87)	

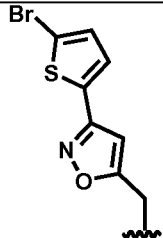
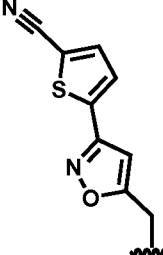
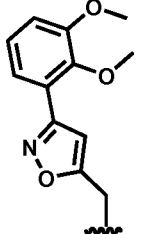
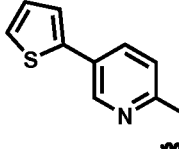
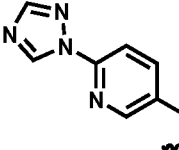
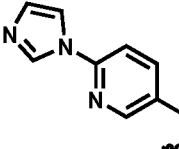
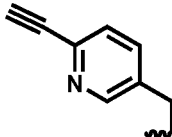
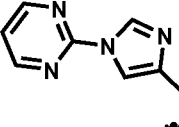
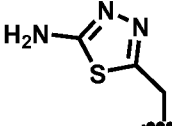
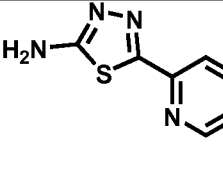
(88)	
(89)	
(90)	
(91)	
(92)	
(93)	
(94)	
(95)	
(96)	
(97)	
(98)	

(99)	
(100)	
(101)	
(102)	
(103)	
(104)	
(105)	
(106)	
(107)	
(108)	
(109)	

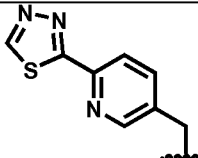
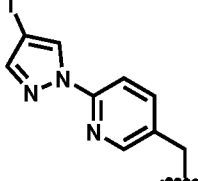
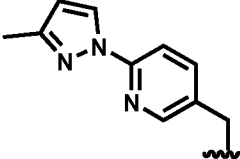
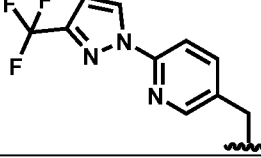
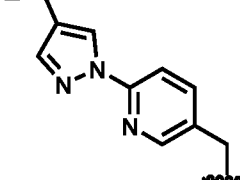
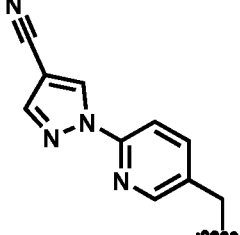
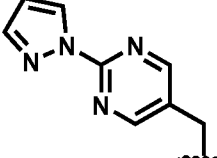
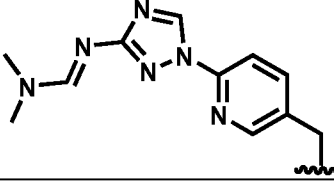
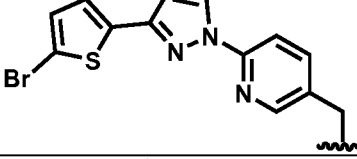
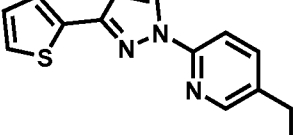
(110)	
(111)	
(112)	
(113)	
(114)	
(115)	
(116)	
(117)	

(118)	
(119)	
(120)	
(121)	
(122)	
(123)	
(124)	
(125)	
(126)	

(127)	
(128)	
(129)	
(130)	
(131)	
(132)	
(133)	
(134)	
(135)	

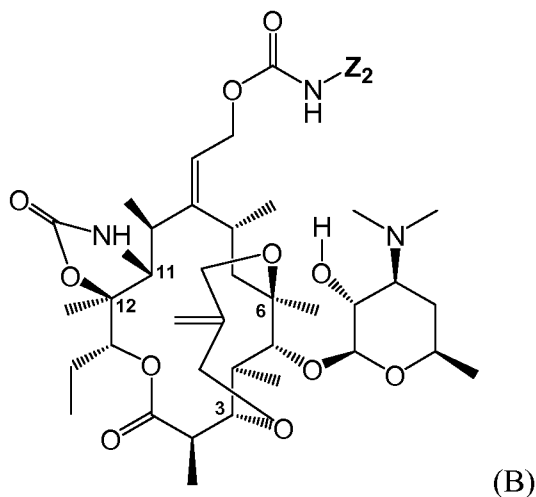
(136)	
(137)	
(138)	
(139)	
(140)	
(141)	
(142)	
(143)	
(144)	
(145)	

(146)	
(147)	
(148)	
(149)	
(150)	
(151)	
(152)	
(153)	
(154)	
(155)	
(156)	

(157)	
(158)	
(159)	
(160)	
(161)	
(162)	
(163)	
(164)	
(165)	
(166)	

(167)	
(168)	
(169)	
(170)	
(171)	
(172)	
(173)	

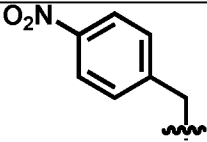
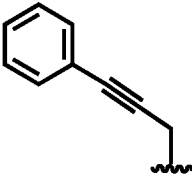
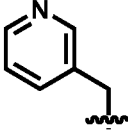
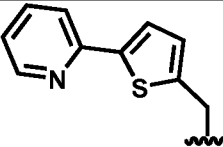
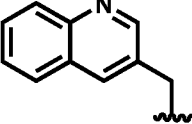
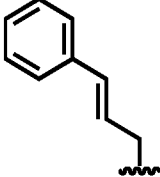
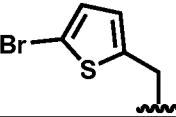
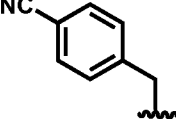
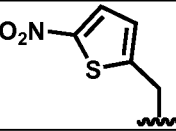
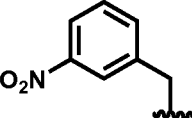
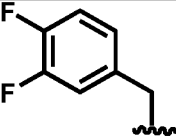
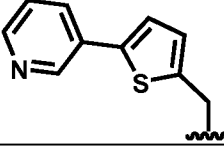
9. A compound of Claim 1 having the Formula B, selected from compounds 174-346 of Table 2:

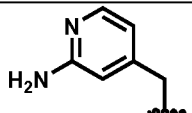
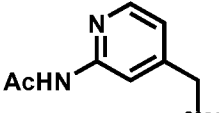
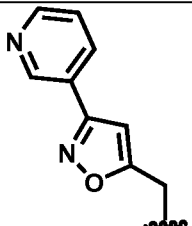
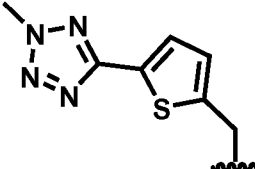
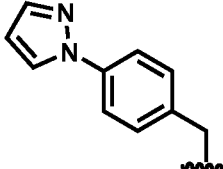
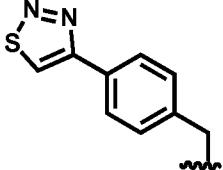
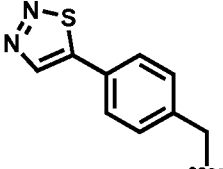
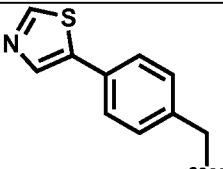
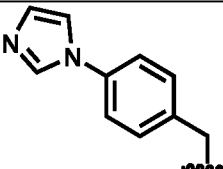
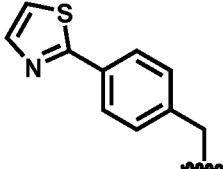


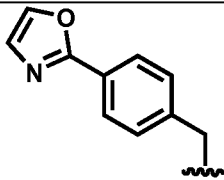
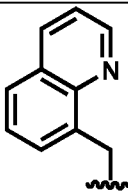
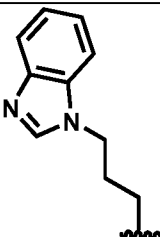
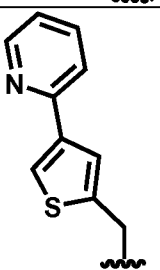
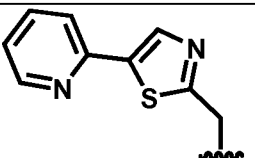
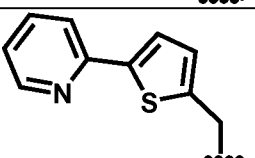
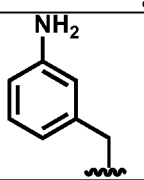
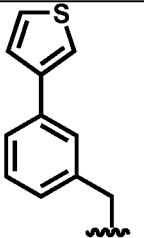
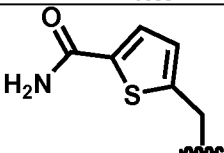
5

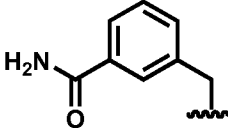
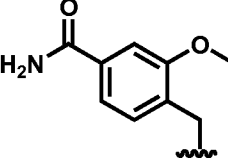
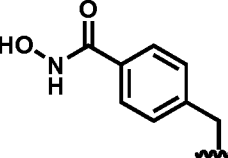
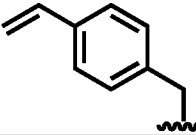
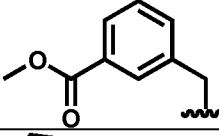
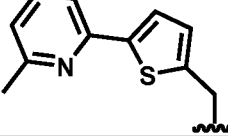
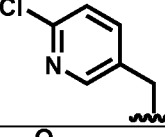
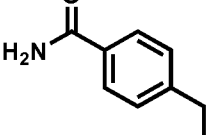
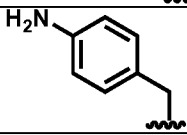
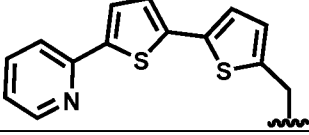
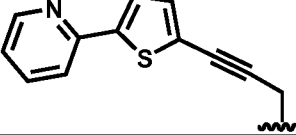
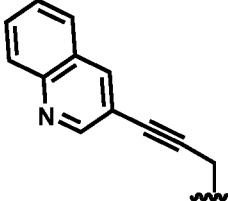
wherein Z₂ is delineated for each example in Table 2.

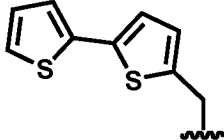
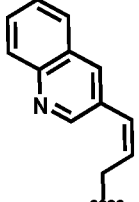
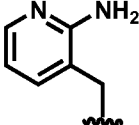
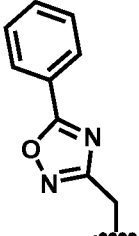
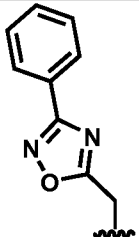
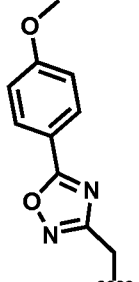
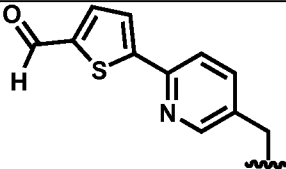
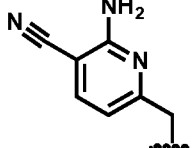
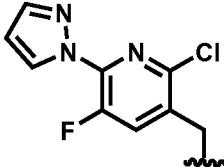
TABLE 2

Compound No.	-Z ₂
(174)	 <chem>O=[N+]([O-])c1ccc(C)cc1</chem>
(175)	 <chem>C#CC</chem>
(176)	 <chem>C1=CC=NC=C1C</chem>
(177)	 <chem>C1=CC=C(C=C1)N2C=CC=CC2</chem>
(178)	 <chem>C1=CC=C2C=CC=NC2=C1</chem>
(179)	 <chem>C=CC</chem>
(180)	 <chem>BrC1=CC=C(S1)C</chem>
(181)	 <chem>N#CC1=CC=C(C)CC1</chem>
(182)	 <chem>O=[N+]([O-])C1=CC=C(S1)C</chem>
(183)	 <chem>O=[N+]([O-])c1cccc(C)c1</chem>
(184)	 <chem>Fc1cccc(C)c1F</chem>
(185)	 <chem>C1=CC=C(C=C1)N2C=CC=CC2</chem>

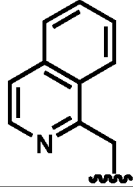
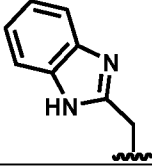
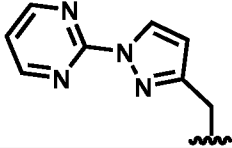
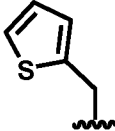
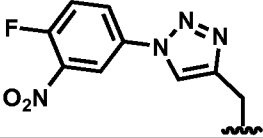
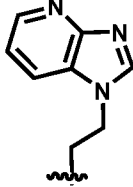
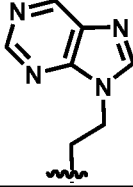
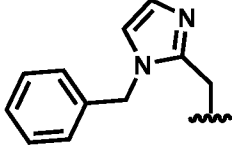
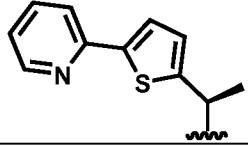
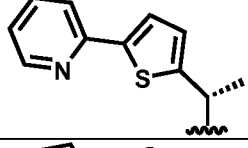
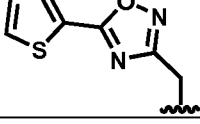
(186)	
(187)	
(188)	
(189)	
(190)	
(191)	
(192)	
(193)	
(194)	
(195)	

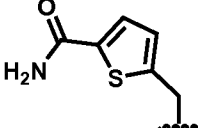
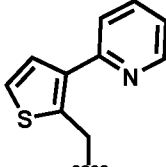
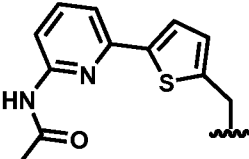
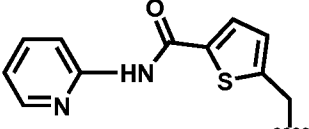
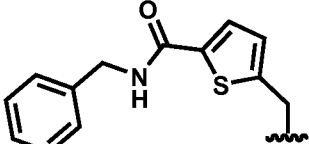
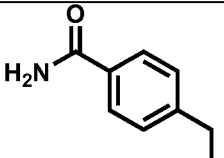
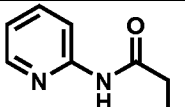
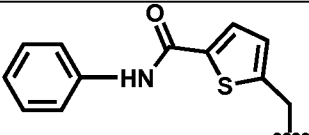
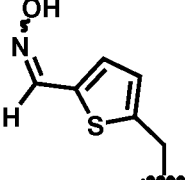
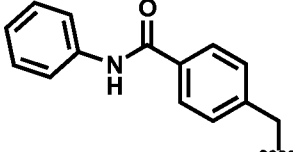
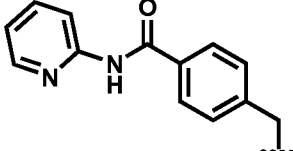
(196)	
(197)	
(198)	
(199)	
(200)	
(201)	
(202)	
(203)	
(204)	

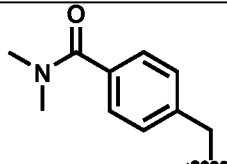
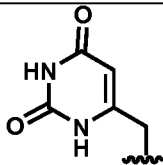
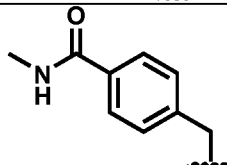
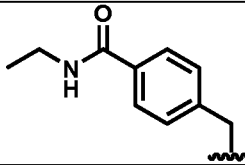
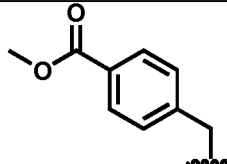
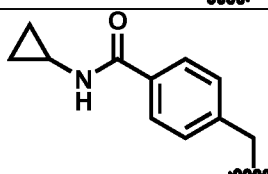
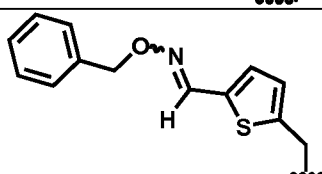
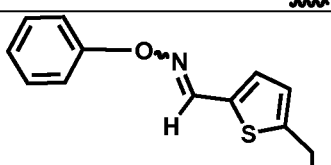
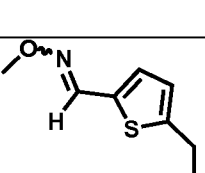
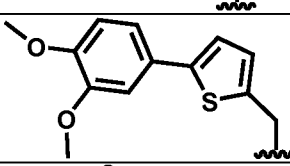
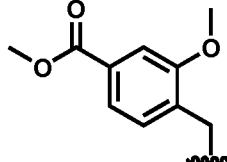
(205)	
(206)	
(207)	
(208)	
(209)	
(210)	
(211)	
(212)	
(213)	
(214)	
(215)	
(216)	

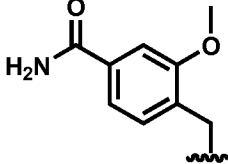
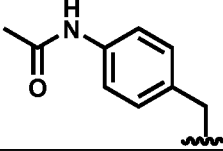
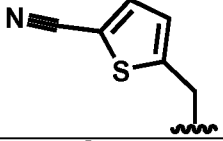
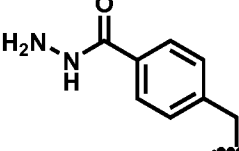
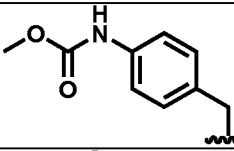
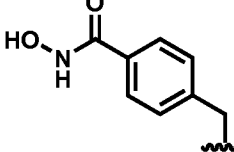
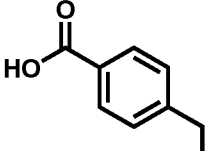
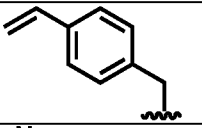
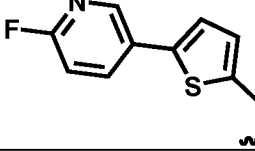
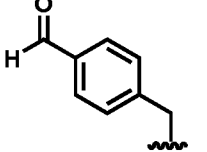
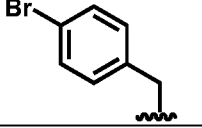
(217)	
(218)	
(219)	
(220)	
(221)	
(222)	
(223)	
(224)	
(225)	

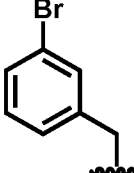
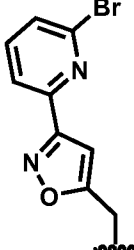
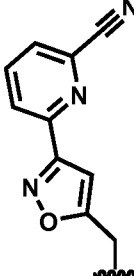
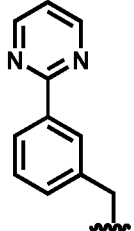
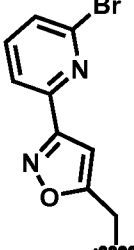
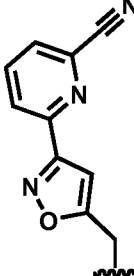
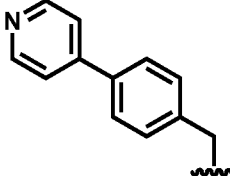
(226)	
(227)	
(228)	
(229)	
(230)	
(231)	
(232)	
(233)	
(234)	
(235)	
(236)	

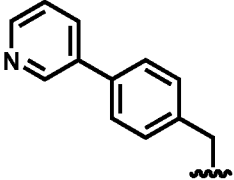
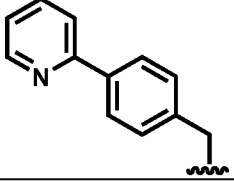
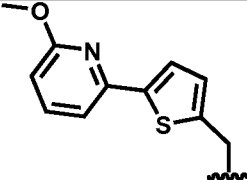
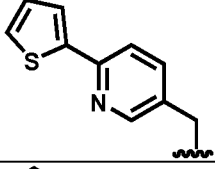
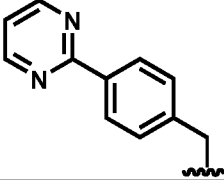
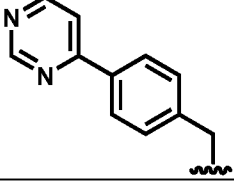
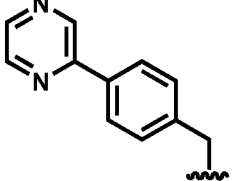
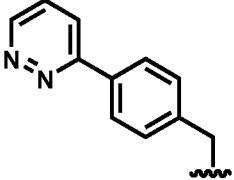
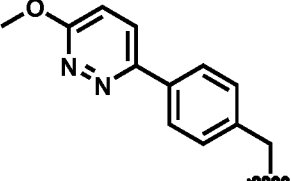
(237)	
(238)	
(239)	
(240)	
(241)	
(242)	
(243)	
(244)	
(245)	
(246)	
(247)	

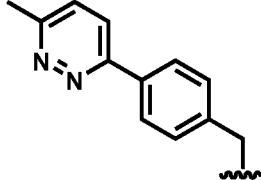
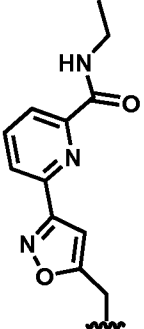
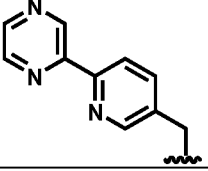
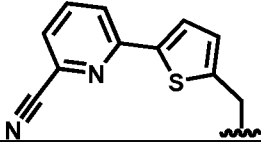
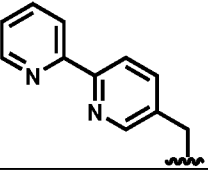
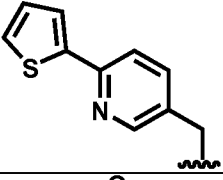
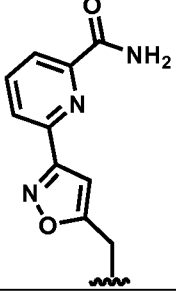
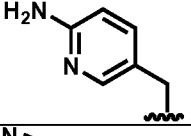
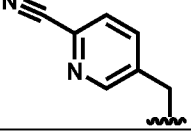
(248)	
(249)	
(250)	
(251)	
(252)	
(253)	
(254)	
(255)	
(256)	
(257)	
(258)	

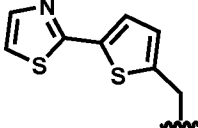
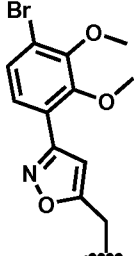
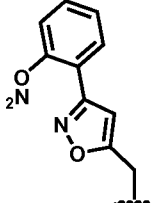
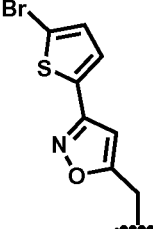
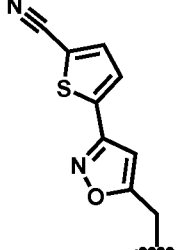
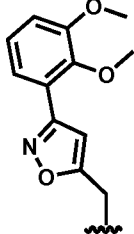
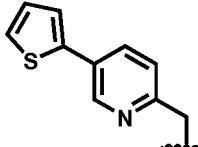
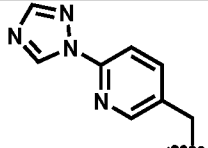
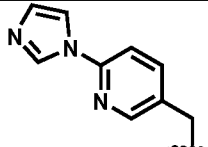
(259)	
(260)	
(261)	
(262)	
(263)	
(264)	
(265)	
(266)	
(267)	
(268)	
(269)	

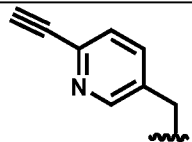
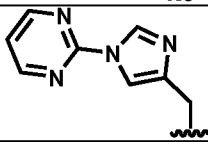
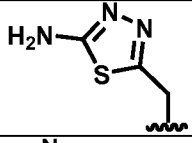
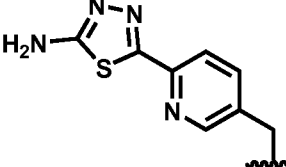
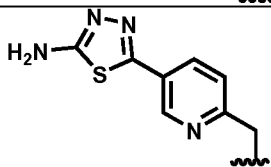
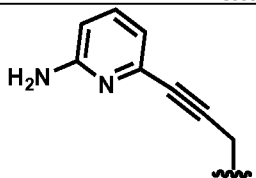
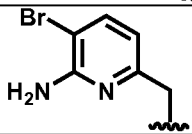
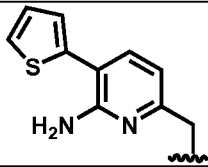
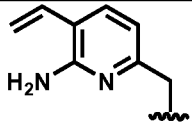
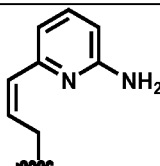
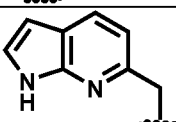
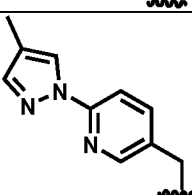
(270)	
(271)	
(272)	
(273)	
(274)	
(275)	
(276)	
(277)	
(278)	
(279)	
(280)	

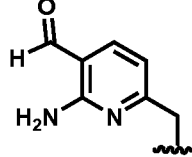
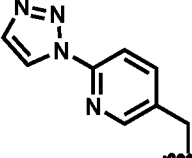
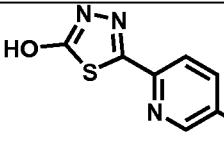
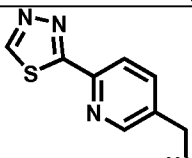
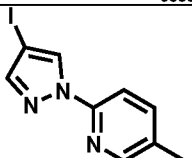
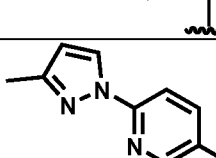
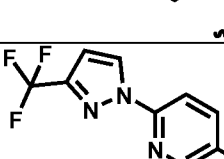
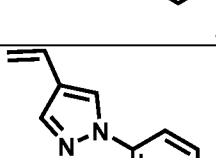
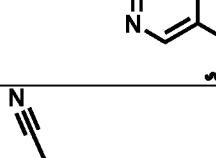
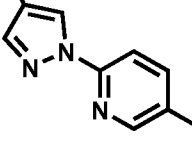
(281)	
(282)	
(283)	
(284)	
(285)	
(286)	
(287)	

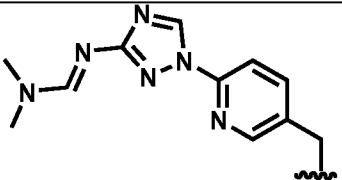
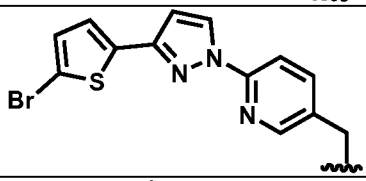
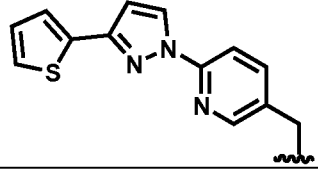
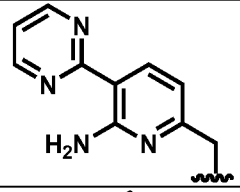
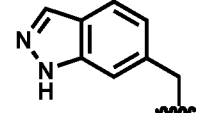
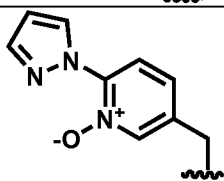
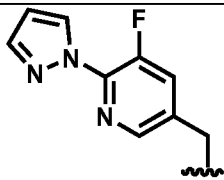
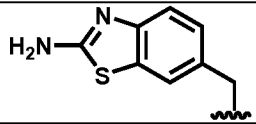
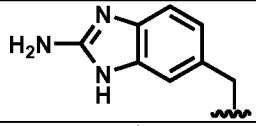
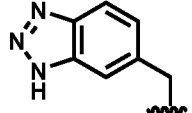
(288)	
(289)	
(290)	
(291)	
(292)	
(293)	
(294)	
(295)	
(296)	

(297)	
(298)	
(299)	
(300)	
(301)	
(302)	
(303)	
(304)	
(305)	

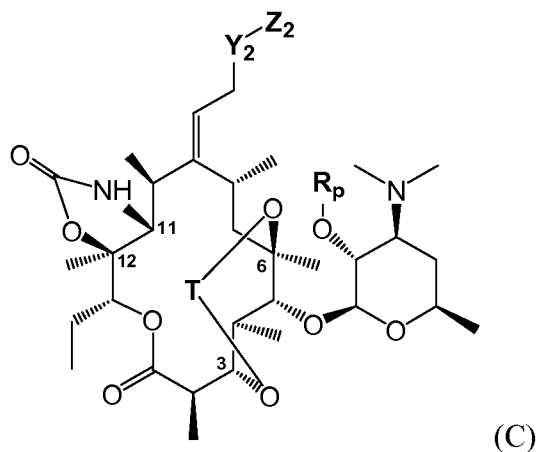
(306)	
(307)	
(308)	
(309)	
(310)	
(311)	
(312)	
(313)	
(314)	

(315)	
(316)	
(317)	
(318)	
(319)	
(320)	
(321)	
(322)	
(323)	
(324)	
(325)	
(326)	

(327)	
(328)	
(329)	
(330)	
(331)	
(332)	
(333)	
(334)	
(335)	
(336)	

(337)	
(338)	
(339)	
(340)	
(341)	
(342)	
(343)	
(344)	
(345)	
(346)	

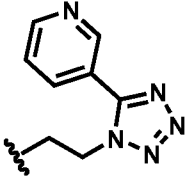
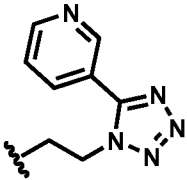
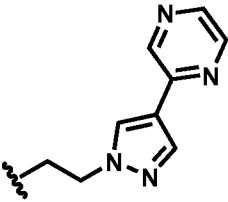
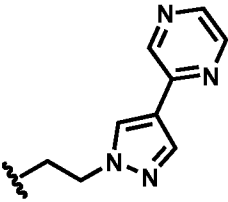
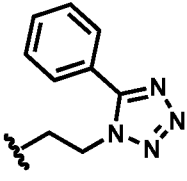
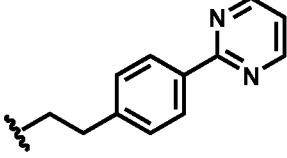
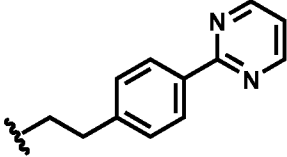
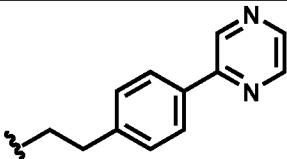
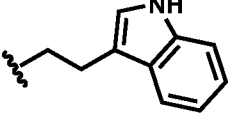
10. A compound of Claim 1 having the Formula C, selected from compounds 347-370 of Table 3:

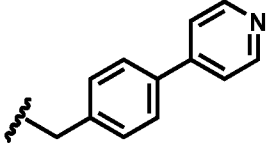
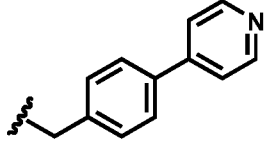
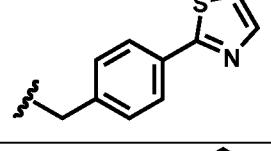
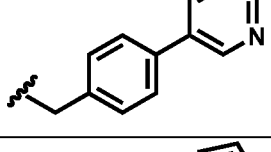
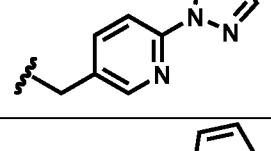
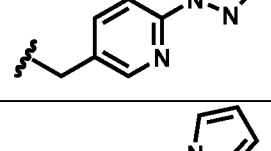
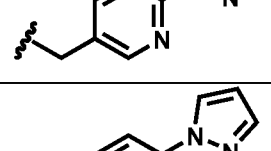
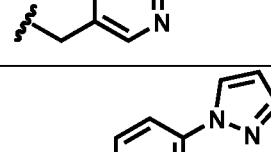
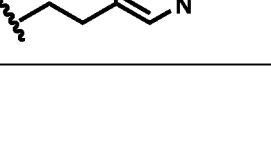


wherein Y_2 , Z_2 , T, and R_p are delineated for each example in Table 3.

TABLE 3

Compound No.	T	Y_2	Z_2	R_p
(347)	$-\text{CH}_2(\text{C}=\text{CH}_2)\text{CH}_2-$	$-\text{O}(\text{C}=\text{O})\text{NHNH}-$		Ac
(348)	$-\text{CH}_2(\text{C}=\text{CH}_2)\text{CH}_2-$	$-\text{O}(\text{C}=\text{O})\text{NHNH}-$		H
(349)	$-\text{CH}_2(\text{C}=\text{O})\text{CH}_2-$	$-\text{O}(\text{C}=\text{O})\text{NHNH}-$		H
(350)	$-\text{CH}_2(\text{C}=\text{CH}_2)\text{CH}_2-$	$-\text{NH}-$		H
(351)	$-\text{CH}_2(\text{C}=\text{CH}_2)\text{CH}_2-$	$-\text{NH}-$		Ac
(352)	$-\text{CH}_2(\text{C}=\text{CH}_2)\text{CH}_2-$	$-\text{NH}-$		H

(353)	$-\text{CH}_2(\text{C}=\text{CH}_2)\text{CH}_2-$	$-\text{NH}-$		Ac
(354)	$-\text{CH}_2(\text{C}=\text{CH}_2)\text{CH}_2-$	$-\text{NH}-$		H
(355)	$-\text{CH}_2(\text{C}=\text{CH}_2)\text{CH}_2-$	$-\text{NH}-$		Ac
(356)	$-\text{CH}_2(\text{C}=\text{CH}_2)\text{CH}_2-$	$-\text{NH}-$		H
(357)	$-\text{CH}_2\text{CH}=\text{CHCH}_2-$	$-\text{NH}-$		H
(358)	$-\text{CH}_2(\text{C}=\text{CH}_2)\text{CH}_2-$	$-\text{NH}-$		Ac
(359)	$-\text{CH}_2(\text{C}=\text{CH}_2)\text{CH}_2-$	$-\text{NH}-$		H
(360)	$-\text{CH}_2(\text{C}=\text{CH}_2)\text{CH}_2-$	$-\text{NH}-$		H
(361)	$-\text{CH}_2(\text{C}=\text{CH}_2)\text{CH}_2-$	$-\text{NH}-$		H

(362)	$-\text{CH}_2(\text{C}=\text{CH}_2)\text{CH}_2-$	$-\text{NH}(\text{C}=\text{O})\text{NH}-$		Ac
(363)	$-\text{CH}_2(\text{C}=\text{CH}_2)\text{CH}_2-$	$-\text{NH}(\text{C}=\text{O})\text{NH}-$		H
(364)	$-\text{CH}_2(\text{C}=\text{CH}_2)\text{CH}_2-$	$-\text{NH}(\text{C}=\text{O})\text{NH}-$		H
(365)	$-\text{CH}_2(\text{C}=\text{CH}_2)\text{CH}_2-$	$-\text{NH}(\text{C}=\text{O})\text{O}-$		H
(366)	$-\text{CH}_2(\text{C}=\text{CH}_2)\text{CH}_2-$	$-\text{NH}(\text{C}=\text{O})\text{NH}-$		Ac
(367)	$-\text{CH}_2(\text{C}=\text{CH}_2)\text{CH}_2-$	$-\text{NH}(\text{C}=\text{O})\text{NH}-$		H
(368)	$-\text{CH}_2\text{CH}=\text{CHCH}_2-$	$-\text{NH}(\text{C}=\text{O})\text{NH}-$		H
(369)	$-\text{CH}_2\text{CH}=\text{CHCH}_2-$	$-\text{NH}-$		H
(370)	$-\text{CH}_2\text{CH}=\text{CHCH}_2-$	$-\text{NH}-$		H

11. A pharmaceutical composition comprising a therapeutically effective amount of a compound of claim 1 or a pharmaceutically acceptable salt, ester or prodrug thereof, in combination with a pharmaceutically acceptable carrier.

12. A method for treating a bacterial infection in a subject, comprising administering to said subject a therapeutically effective amount of a pharmaceutical composition according to claim 11.

5 13. A method of treating cystic fibrosis in subject, comprising administering to said subject, a therapeutically effective amount of a pharmaceutical composition of Claim 11.

14. A method of treating inflammation in a subject comprising administering to said subject, therapeutically effective amount of a pharmaceutical composition of Claim 11.

10

INTERNATIONAL SEARCH REPORT

International application No.

PCT/US 07/84831

A. CLASSIFICATION OF SUBJECT MATTER

IPC(8) - A01N 43/04; A61K 31/70 (2008.01)

USPC - 514/28

According to International Patent Classification (IPC) or to both national classification and IPC

B. FIELDS SEARCHED

Minimum documentation searched (classification system followed by classification symbols)
USPC- 514/28Documentation searched other than minimum documentation to the extent that such documents are included in the fields searched
USPC-514/450 (text search-see search terms below)Electronic data base consulted during the international search (name of data base and, where practicable, search terms used)
PubWEST (USPT, PGPB, EPAB, JPAB) and Google Patent/Scholar
Search terms: erythromycin, macrolide, alkenylidene, bridged, 14-membered ring

C. DOCUMENTS CONSIDERED TO BE RELEVANT

Category*	Citation of document, with indication, where appropriate, of the relevant passages	Relevant to claim No.
X ----- Y	US 2006/0122128 A1 (Or et al.) 08 June 2006 (08.06.2006) abstract; para [0008], [0029]-[0031], [0035]-[0038], [0040]-[0041], [0044], [0066]-[0067], [0070], [0072], [0074]-[0077], [0087]-[0088], [0099], [0105], [0162]	1, 11-14 ----- 2-10
Y	US 6,590,083 B1 (Hlasta et al.) 08 July 2003 (08.07.2003) abstract; col 7, ln 40-66; col 8, ln 40; col 9, ln 30	2-10
Y	US 2006/0252710 A1 (Wang et al.) 09 November 2006 (09.11.2006) para [0008], [0021]	2-8

 Further documents are listed in the continuation of Box C.

* Special categories of cited documents:

"A" document defining the general state of the art which is not considered to be of particular relevance

"E" earlier application or patent but published on or after the international filing date

"L" document which may throw doubts on priority claim(s) or which is cited to establish the publication date of another citation or other special reason (as specified)

"O" document referring to an oral disclosure, use, exhibition or other means

"P" document published prior to the international filing date but later than the priority date claimed

"T" later document published after the international filing date or priority date and not in conflict with the application but cited to understand the principle or theory underlying the invention

"X" document of particular relevance; the claimed invention cannot be considered novel or cannot be considered to involve an inventive step when the document is taken alone

"Y" document of particular relevance; the claimed invention cannot be considered to involve an inventive step when the document is combined with one or more other such documents, such combination being obvious to a person skilled in the art

"&" document member of the same patent family

Date of the actual completion of the international search

27 February 2008 (27.02.2008)

Date of mailing of the international search report

31 MAR 2008

Name and mailing address of the ISA/US

Mail Stop PCT, Attn: ISA/US, Commissioner for Patents
P.O. Box 1450, Alexandria, Virginia 22313-1450
Facsimile No. 571-273-3201

Authorized officer:

Lee W. Young

PCT Helpdesk: 571-272-4300
PCT OSP: 571-272-7774