



US00D522698S

(12) **United States Design Patent**
Yamamoto

(10) **Patent No.:** **US D522,698 S**

(45) **Date of Patent:** **** Jun. 6, 2006**

(54) **WORK GLOVE**

D500,396 S * 1/2005 Akagi D2/617

(75) Inventor: **Masato Yamamoto**, Himeji (JP)

* cited by examiner

(73) Assignee: **Showa Co.** (JP)

Primary Examiner—Robert A. Delehanty
(74) *Attorney, Agent, or Firm*—Kusner & Jaffe

(**) Term: **14 Years**

(57) **CLAIM**

(21) Appl. No.: **29/201,525**

The ornamental design for the work glove, as shown and described.

(22) Filed: **Mar. 17, 2004**

(30) **Foreign Application Priority Data**

Sep. 22, 2003 (JP) 2003-027575

(51) **LOC (8) Cl.** **02-06**

(52) **U.S. Cl.** **D29/117.2**

(58) **Field of Classification Search** D2/610,
D2/616–621, 623; D29/113, 116.2, 117.1,
D29/117.2, 123; 2/16, 20, 159–163
See application file for complete search history.

DESCRIPTION

The file of this patent contains at least one drawing/photograph executed in color. Copies of this patent with color drawings/photographs will be provided by the Office upon request and payment of the necessary fees.

FIG. 1 is a perspective view of a work glove showing my new design;

FIG. 2 is a top view thereof;

FIG. 3 is a bottom view thereof;

FIG. 4 is a left-side view thereof;

FIG. 5 is a right-side view thereof;

FIG. 6 is a view of one end thereof; and,

FIG. 7 is a view of the other end thereof.

(56) **References Cited**

U.S. PATENT DOCUMENTS

919,406 A * 4/1909 Warren 2/168
D346,883 S * 5/1994 Easton et al. D29/117.1

1 Claim, 2 Drawing Sheets

(2 of 2 Drawing Sheet(s) Filed in Color)





FIG. 1



FIG. 2

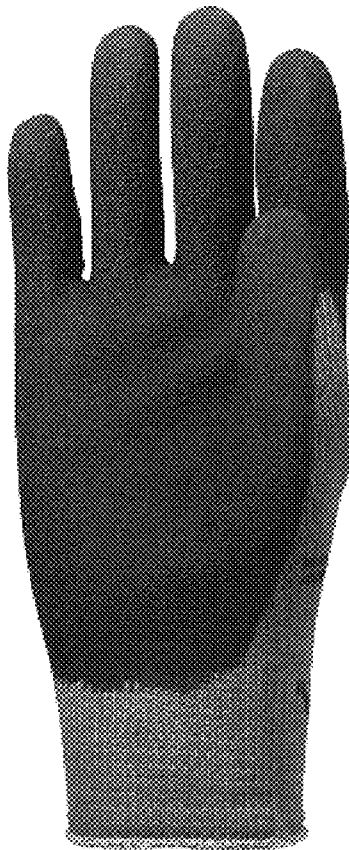


FIG. 3



FIG. 4




FIG. 6




FIG. 7




FIG. 5