



US00D716784S

(12) **United States Design Patent**
Wen

(10) **Patent No.:** **US D716,784 S**

(45) **Date of Patent:** **** Nov. 4, 2014**

- (54) **MOBILE PHONE CASE**
- (71) Applicant: **Shenzhen Hello Tech Energy Co., Ltd.**,
Shenzhen (CN)
- (72) Inventor: **Meichan Wen**, Shenzhen (CN)
- (73) Assignee: **Shenzhen Hello Tech Energy Co., Ltd.**,
Shenzhen (CN)
- (**) Term: **14 Years**
- (21) Appl. No.: **29/455,867**
- (22) Filed: **May 24, 2013**
- (51) **LOC (10) Cl.** **14-03**
- (52) **U.S. Cl.**
USPC **D14/250**
- (58) **Field of Classification Search**
CPC A45C 2011/002; H04B 1/3888; H04M
1/0262; H04M 1/0283; H04M 1/185
USPC D14/250, 137, 138 AA, 217, 238.1, 248,
D14/251, 252, 253, 346, 440, 496, 356;
D13/107, 108; 455/575.1, 575.8, 95,
455/93; 220/4.02; 206/305, 320, 251, 45.2
See application file for complete search history.

(56) **References Cited**

U.S. PATENT DOCUMENTS

- D561,092 S * 2/2008 Kim D13/103
- D653,202 S * 1/2012 Hasbrook et al. D13/103
- D663,263 S * 7/2012 Gupta et al. D13/103

- D664,091 S * 7/2012 Pliner et al. D13/108
- D667,783 S * 9/2012 Zhang et al. D13/102
- D670,689 S * 11/2012 Wang D14/250
- D671,493 S * 11/2012 Hasbrook et al. D13/119
- D674,394 S * 1/2013 Kajimoto D14/440
- D676,432 S * 2/2013 Hasbrook et al. D14/250
- D679,271 S * 4/2013 Liu D14/250
- D679,684 S * 4/2013 Baker et al. D14/250
- D682,196 S * 5/2013 Leung D13/103
- D686,152 S * 7/2013 Lee et al. D13/103
- 8,560,014 B1 * 10/2013 Hu et al. 455/557
- D703,650 S * 4/2014 Ehrlich D14/250
- D703,651 S * 4/2014 Ehrlich D14/250
- 2012/0088558 A1 * 4/2012 Song 455/575.1
- 2013/0045775 A1 * 2/2013 Heywood 455/557

* cited by examiner

Primary Examiner — Deanna L Pratt

Assistant Examiner — Lilyana Bekic

(74) *Attorney, Agent, or Firm* — James F. Hann; Haynes
Beffel & Wolfeld LLP

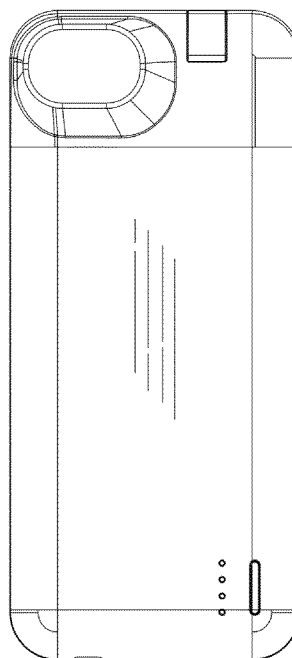
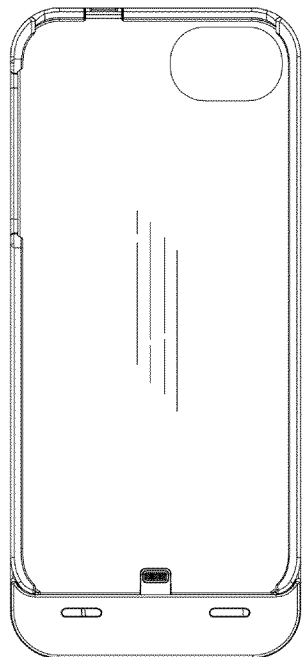
(57) **CLAIM**

The ornamental design for a mobile phone case, as shown.

DESCRIPTION

FIG. 1 is a front elevational view of a mobile phone case showing my new design;
 FIG. 2 is a rear elevational view thereof;
 FIG. 3 is a left-side elevational view thereof;
 FIG. 4 is a right-side elevational view thereof;
 FIG. 5 is a top plan view thereof; and,
 FIG. 6 is a bottom plan view thereof.

1 Claim, 4 Drawing Sheets



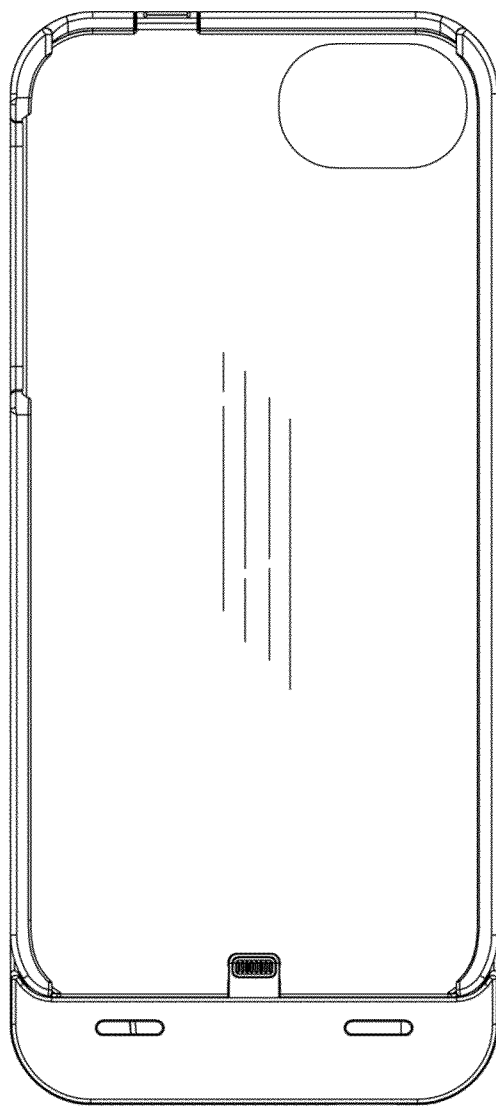


FIG. 1

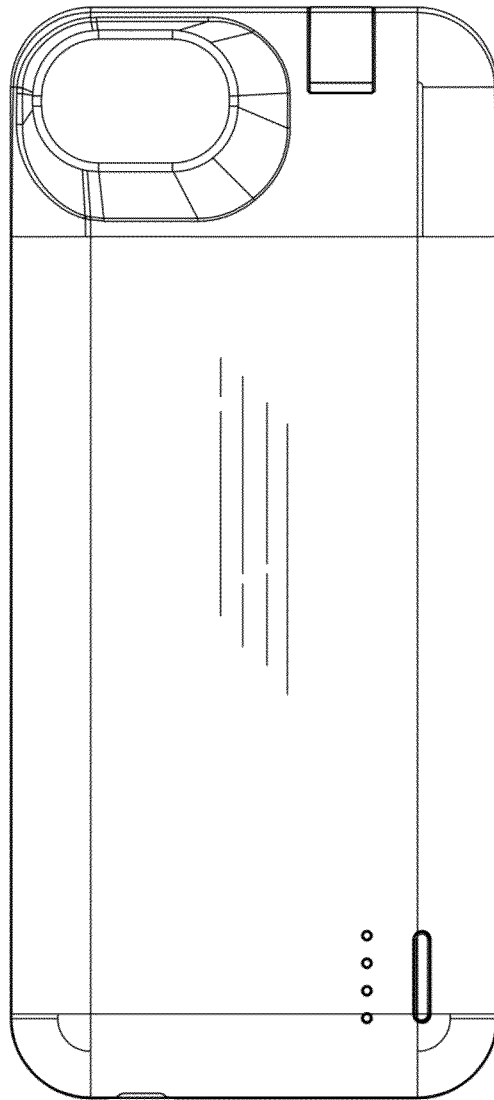


FIG. 2



FIG. 3




FIG. 4

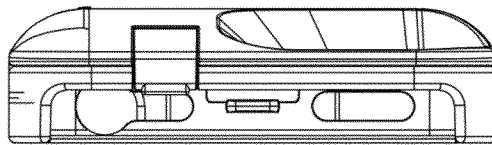


FIG. 5

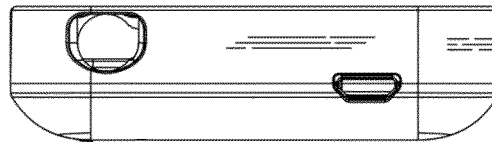


FIG. 6