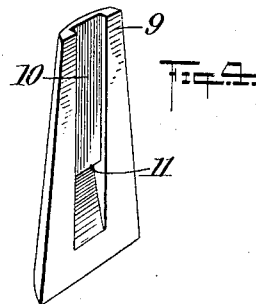
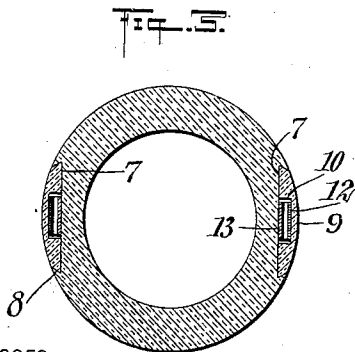
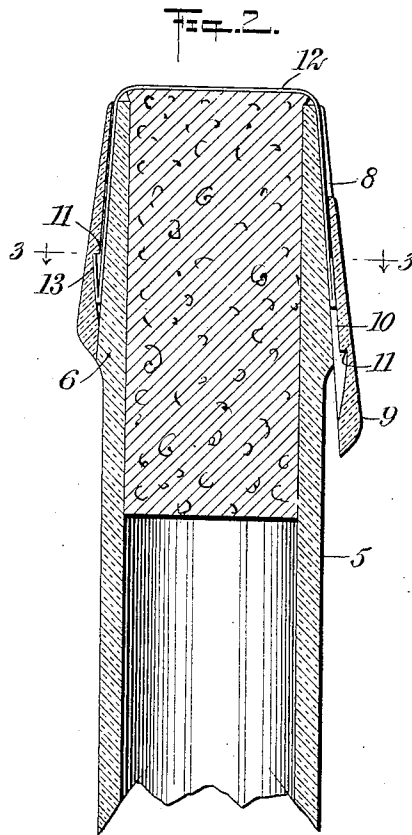
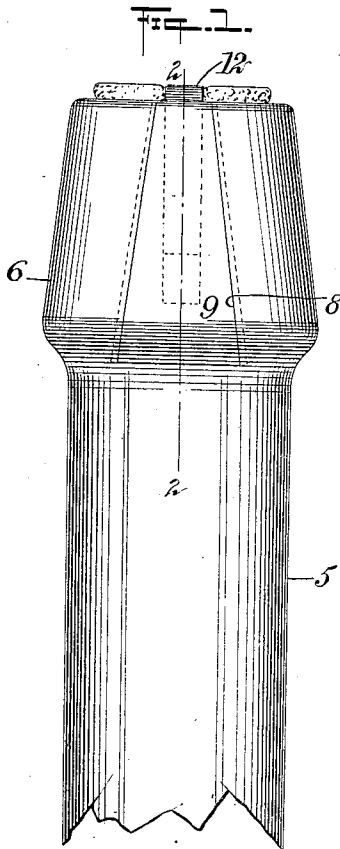


No. 809,011.

PATENTED JAN. 2, 1906.

A. E. PRIER.  
BOTTLE SEAL.  
APPLICATION FILED JUNE 8, 1905.



WITNESSES:  
*Goldschlager*  
*C. R. Ferguson*

INVENTOR  
*Andrew E. Prier*  
BY *Mumford*  
ATTORNEYS

# UNITED STATES PATENT OFFICE.

ANDREW E. PRIER, OF NEW YORK, N. Y.

## BOTTLE-SEAL.

No. 809,011.

Specification of Letters Patent.

Patented Jan. 2, 1906.

Application filed June 8, 1905. Serial No. 264,248.

*To all whom it may concern:*

Be it known that I, ANDREW E. PRIER, a citizen of the United States, and a resident of the city of New York, Richmond, borough of Richmond, in the county of Richmond and State of New York, have invented a new and Improved Bottle-Seal, of which the following is a full, clear, and exact description.

This invention relates to improvements in devices for sealing corks or stoppers in bottles, the object being to provide a sealing device of simple and inexpensive construction that will prevent uncorking without first breaking the seal, and thus destroying the identity of a bottle as an original package, or, in other words, assuring the purchaser of a filled bottle when the seal is intact that the bottle contains the material first placed therein, thus protecting both the purchaser and packer from fraud.

I will describe a bottle-seal embodying my invention and then point out the novel features in the appended claims.

Reference is to be had to the accompanying drawings, forming a part of this specification, in which similar characters of reference indicate corresponding parts in all the figures.

Figure 1 is an elevation of a bottle-neck, showing a sealing device embodying my invention. Fig. 2 is a section on the line 2 2 of Fig. 1. Fig. 3 is a section on the line 3 3 of Fig. 2; and Fig. 4 is a perspective view of one of the locking-keys employed.

Referring to the drawings, 5 designates the neck of the bottle, having the usual inclined portion 6. This inclined portion at diametrically opposite sides is provided with channels 7, the opposite walls of which are undercut, as indicated at 8, and the said opposite walls converge upward, and the channels open outward at the top. Arranged to slide in the channels are the keys, consisting of plates 9 of any suitable material, the plates being wedge-shaped or conforming to the channels, and the edges of the key-plates are beveled to engage the undercut walls of the channels. Each key-plate is provided with an upward-opening longitudinal channel 10, the lower portion of which terminates in a shoulder 11. Coacting with the key-plates is a sealing-strip 12, preferably of metal. The ends of the strip are turned upward, as indicated at 13, and the strips are of yielding material, so that said

turned-up ends will move outward, as will be hereinafter described.

In the operation of sealing one end of the strip is passed into the channel 7 at one side of the bottle-neck and the key slid into said channel until the upturned portion 13 springs underneath the shoulder 11. Then the sealing-strip is passed over the top of the cork or closure and into the opposite channel when the key for said opposite channel is to be moved into place, as indicated at the right-hand side of Fig. 2.

With a seal embodying my invention it will be practically impossible to remove the closure of a bottle without breaking the sealing-strip or one of the key-plates, as the strip cannot be drawn upward; neither can the key-plates be moved downward.

Having thus described my invention, I claim as new and desire to secure by Letters Patent—

1. A bottle-seal comprising a key-plate slidable on one side of the bottle-neck, and a sealing-strip passing over the bottle-closure and interlocking with said key.

2. In a bottle-seal, a bottle having a channel in its neck portion opening outward at the top, the opposite walls of the channel being undercut and converging upward, a key slidable in said channel and conforming thereto, the said key having a shoulder in its inner side, and a sealing-strip for passing over the bottle-stopper and into said channel and having a hook end for engaging said shoulder.

3. In a seal, a bottle having opposite vertically-disposed channels provided with undercut side walls, converging upward, key-plates slidable in said channels and conforming thereto, said key-plates having channels in their inner sides terminating in shoulders, and a sealing-strip for passing over the bottle-closure, the ends thereof being passed through said channels, and terminating in upwardly-extended portions for engaging with said shoulders.

In testimony whereof I have signed my name to this specification in the presence of two subscribing witnesses.

ANDREW E. PRIER.

Witnesses:

BILLOP S. BENNETT,  
JOHN W. HOMAN.