



US00D514979S

(12) **United States Design Patent**
Baghdassarian et al.

(10) **Patent No.:** **US D514,979 S**

(45) **Date of Patent:** **** Feb. 14, 2006**

(54) **JEWELRY CHANNEL**

(76) Inventors: **Missak Baghdassarian**, 4530 San Fernando Rd., Glendale, CA (US) 91204; **Raffi Baghdassarian**, 4530 San Fernando Rd., Glendale, CA (US) 91204

(**) Term: **14 Years**

(21) Appl. No.: **29/222,781**

(22) Filed: **Feb. 4, 2005**

Related U.S. Application Data

(62) Division of application No. 29/164,401, filed on Jul. 23, 2002, now Pat. No. Des. 485,777, and a division of application No. 29/193,337, filed on Nov. 10, 2003, now Pat. No. Des. 509,457.

(51) **LOC (8) Cl.** **11-01**

(52) **U.S. Cl.** **D11/91; D11/3**

(58) **Field of Classification Search** D11/1-3, D11/6-12, 16-28, 34-43, 47, 75, 79, 91-93; 63/1.11-14.1, 20, 22, 23, 26-33; D30/131-132; D25/119, 121; D8/377; 59/80, 83, 35.1

See application file for complete search history.

(56) **References Cited**

U.S. PATENT DOCUMENTS

D204,889 S	*	5/1966	Gingher	D8/377
3,369,367 A	*	2/1968	Saad et al.	405/46
D270,375 S	*	8/1983	Cavalié	D25/121
D351,668 S	*	10/1994	Lim et al.	D25/121
6,460,323 B1	*	10/2002	Rosenwasser et al.	59/80
6,644,008 B2	*	11/2003	Rosenwasser et al.	59/80
D489,830 S	*	5/2004	Barnett	D25/119

* cited by examiner

Primary Examiner—Ralf Seifert

(57) **CLAIM**

The ornamental design for a jewelry channel, substantially as shown and described.

DESCRIPTION

FIG. 1 is a top plan view of a jewelry channel showing our design therefor;

FIG. 2 is a side elevational view thereof with the opposite side being a mirror image;

FIG. 3 is an end view thereof; and,

FIG. 4 is a bottom view thereof.

1 Claim, 1 Drawing Sheet

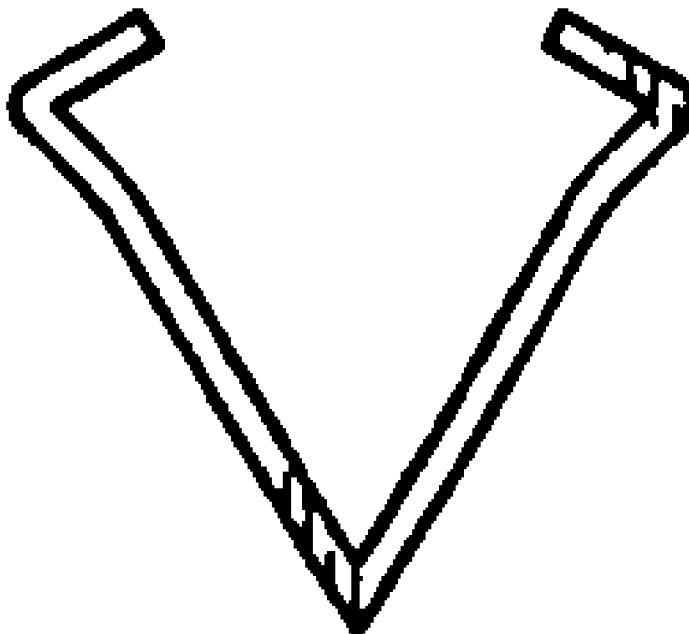


FIG. 1

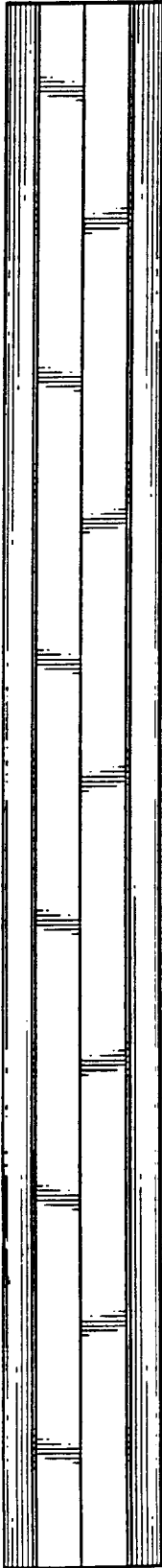


FIG. 2

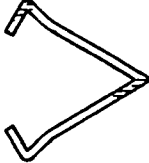


FIG. 3

FIG. 4

