



US00D397089S

**United States Patent** [19]  
**Gargano**

[11] **Patent Number: Des. 397,089**  
[45] **Date of Patent: \*\*Aug. 18, 1998**

- [54] **FUSED SAFETY POWER STRIP FOR CHRISTMAS TREE LIGHTS**
- [76] **Inventor: Richard Joseph Gargano, 445 S. Aspan St., Azusa, Calif. 91702**
- [\*\*] **Term: 14 Years**
- [21] **Appl. No.: 69,690**
- [22] **Filed: Apr. 4, 1997**
- [51] **LOC (6) Cl. .... 13-03**
- [52] **U.S. Cl. .... D13/139.8**
- [58] **Field of Search .... D13/137.1-137.4, D13/139.1-139.8; 439/620, 638, 214, 215, 650, 651, 652, 653, 622, 502, 107, 535, 76.1; 200/51.11; 361/115, 118, 119, 631, 628, 622**

D. 380,195	6/1997	Stekelenburg	.....	D13/139.6
4,876,713	10/1989	Crosby et al.	.....	361/119 X
4,930,047	5/1990	Peterson	.....	361/118 X
5,721,934	2/1998	Scheurich	.....	395/750

*Primary Examiner*—Susan J. Lucas  
*Assistant Examiner*—Jennifer Rivard

[57] **CLAIM**

The ornamental design for a fused safety power strip for Christmas tree lights, as shown and described.

**DESCRIPTION**

FIG. 1 is a front elevational view of the fused safety power strip for Christmas tree lights showing my new design; FIG. 2 is a rear elevational view thereof; FIG. 3 is a left side view thereof; FIG. 4 is a right side view thereof; FIG. 5 is a top plan view thereof; and, FIG. 6 is a bottom plan view thereof. In FIGS. 2, 5 and 6, the cord is shown broken away to indicate indeterminate length.

- [56] **References Cited**  
**U.S. PATENT DOCUMENTS**  
D. 279,979 8/1985 Kovacic et al. .... D13/139.8

**1 Claim, 3 Drawing Sheets**

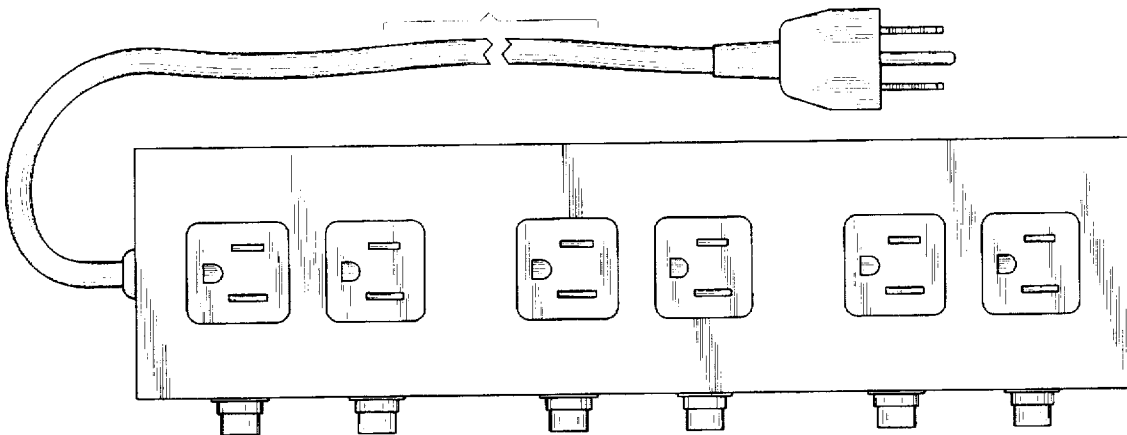


FIG. 1

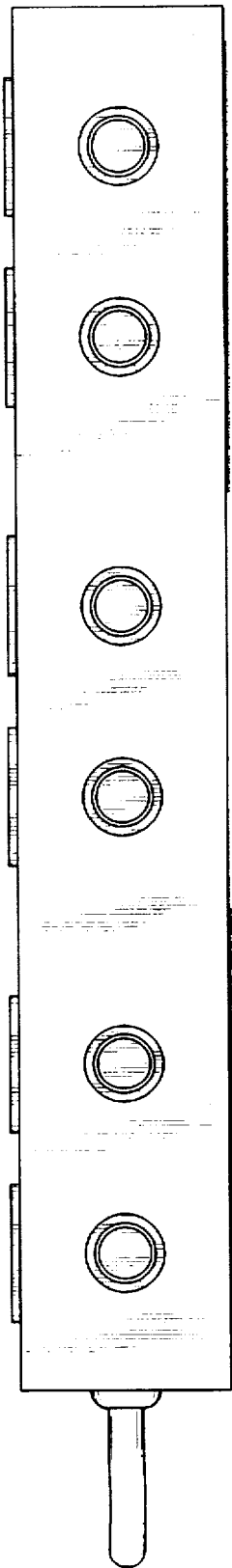


FIG. 2

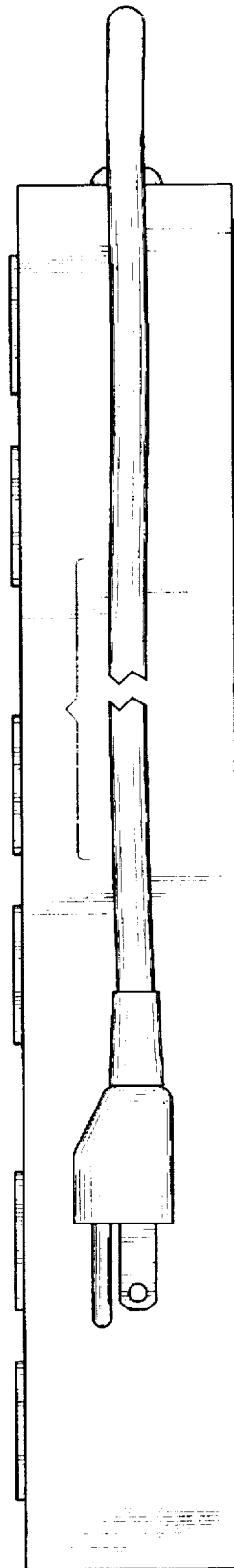


FIG. 3

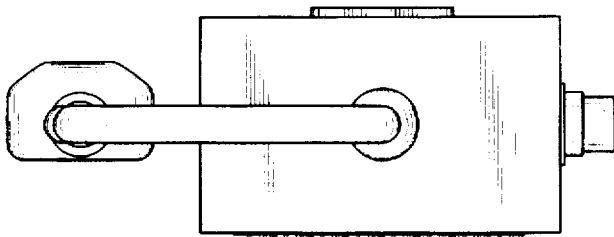


FIG. 4

