



US00D449297B1

(12) **United States Design Patent**  
**Gartrell et al.**

(10) **Patent No.:** **US D449,297 S**

(45) **Date of Patent:** **\*\* Oct. 16, 2001**

- (54) **LENS FOR A HANDSET**
- (75) Inventors: **Andrew Gartrell; Dimitre Mehandjisky**, both of Calabasas; **Kelley Ann Chao-Fei Ching Lee**, Pasadena, all of CA (US)
- (73) Assignee: **Nokia Mobile Phones Ltd.**, Espoo (FI)
- (\*\*) Term: **14 Years**

D. 409,999	*	5/1999	Nuovo et al.	.....	D14/138
D. 416,563	*	11/1999	Kolinen	.....	D14/248
D. 421,022	*	2/2000	Curtis	.....	D14/248
D. 421,258	*	2/2000	Isonaga	.....	D14/147
D. 423,015	*	4/2000	Curtis et al.	.....	D14/248
D. 426,829	*	6/2000	Curtis	.....	D14/248
D. 434,754	*	12/2000	Banryu	.....	D14/248
D. 434,755	*	12/2000	Banryu	.....	D14/248
D. 435,252	*	12/2000	Shindo et al.	.....	D14/248
5,745,566	*	4/1998	Petrella et al.	.....	379/433
5,768,370	*	6/1998	Maatta et al.	.....	379/433

- (21) Appl. No.: **29/126,913**
- (22) Filed: **Jul. 26, 2000**

\* cited by examiner  
*Primary Examiner*—Jeffrey Asch  
 (74) *Attorney, Agent, or Firm*—Brian T. Rivers

- (51) **LOC (7) Cl.** ..... **14-03**
- (52) **U.S. Cl.** ..... **D14/248**
- (58) **Field of Search** ..... D14/137, 138, D14/218, 147-148, 247-248, 144, 249, 341-347; 379/433.434, 419, 420, 428, 440; 455/550-575, 90

(57) **CLAIM**  
 The ornamental design for a lens for a handset, as shown.

**DESCRIPTION**

FIG. 1 is a perspective front view of the lens for a handset; FIG. 2 is a rear view thereof; FIG. 3 is a top plan view thereof; FIG. 4 is a right side view thereof; FIG. 5 is a front view thereof; FIG. 6 is a left side view thereof; and, FIG. 7 is a bottom plan view thereof.

- (56) **References Cited**  
**U.S. PATENT DOCUMENTS**  
 D. 393,470 \* 4/1998 Nagele et al. .... D14/249  
 D. 402,664 \* 12/1998 Phillips et al. .... D14/247  
 D. 405,445 \* 2/1999 Phillips et al. .... D14/138  
 D. 405,783 \* 2/1999 Nuovo et al. .... D14/138  
 D. 405,784 \* 2/1999 Phillips et al. .... D14/138  
 D. 406,583 \* 3/1999 Phillips et al. .... D14/138

**1 Claim, 1 Drawing Sheet**

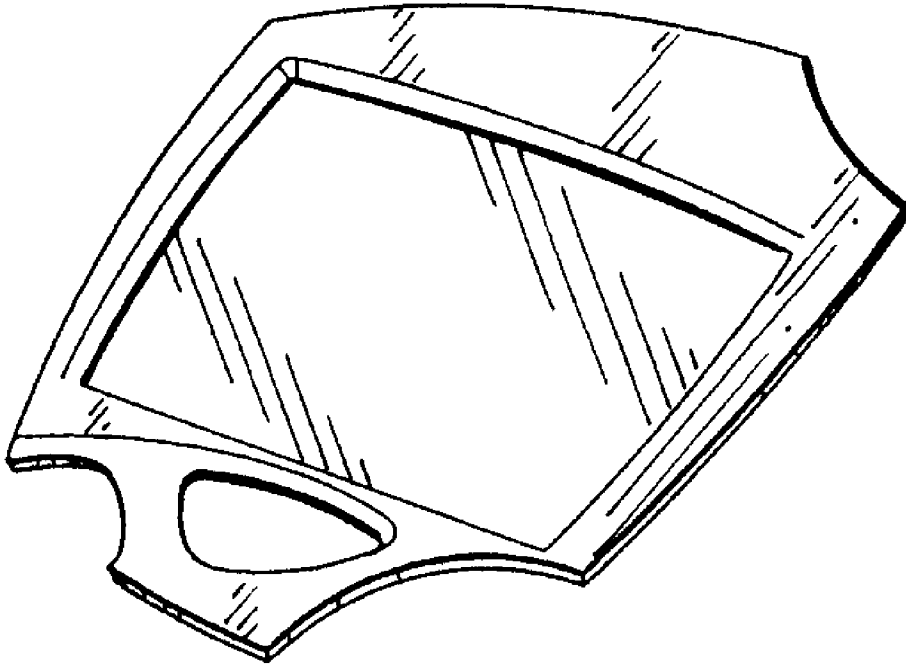


FIG. 2

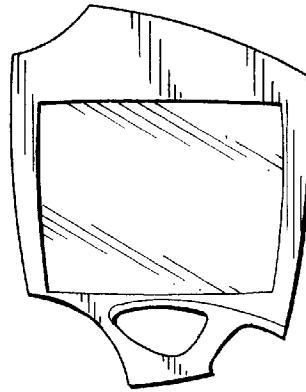


FIG. 1

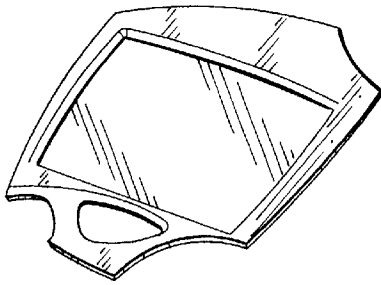


FIG. 3




FIG. 4



FIG. 5




FIG. 6




FIG. 7

