



US00D454252S

(12)

United States Design Patent

Lee

(10)

Patent No.:

US D454,252 S

(45)

Date of Patent:

** Mar. 12, 2002

(54) TOOTHBRUSH

(75) Inventor: Cynthia Lee, Guangzhou (CN)

(73) Assignee: Colgate-Palmolive Company, New York, NY (US)

(**) Term: 14 Years

(21) Appl. No.: 29/138,398

(22) Filed: Mar. 12, 2001

(51) LOC (7) Cl. 04-02

(52) U.S. Cl. D4/104

(58) Field of Search D4/104-112, 133-134, D4/136, 138; 15/143.1, 159.1, 160, 167.1, 167.2, 186-188

(56) References Cited

U.S. PATENT DOCUMENTS

D359,623 S * 6/1995 Kinoshita et al. D4/104

D418,981 S * 1/2000 Cheong et al. D4/104

D421,842 S * 3/2000 Koh et al. D4/104

* cited by examiner

Primary Examiner—Lisa Lichtenstein

(74) Attorney, Agent, or Firm—Henry S. Goldfine

(57) CLAIM

The ornamental design for a toothbrush, as shown and described.

DESCRIPTION

FIG. 1 is a front elevation view of a toothbrush of my new design;

FIG. 2 is a left side elevation view thereof, the right side elevation being a mirror image of the left side elevation as shown herein in FIG. 2;

FIG. 3; is a back elevation view thereof;

FIG. 4 is a top view thereof;

FIG. 5 is a bottom view thereof;

FIG. 6 is a top perspective view thereof;

FIG. 7 is a bottom perspective view thereof.

FIG. 8 is a front elevation view of a second embodiment of the toothbrush design;

FIG. 9 is a left side elevation view of FIG. 8, the right side elevation being substantial a mirror image of the left side elevation as shown herein in FIG. 9;

FIG. 10; is a back elevation view of FIG. 8;

FIG. 11 is a top view of the alternative design;

FIG. 12 is a bottom view of FIG. 8;

FIG. 13 is a top perspective view of FIG. 8; and,

FIG. 14 is a bottom perspective view of FIG. 8.

In FIGS. 8 through 14, inclusive, the toothbrush bristles are shown in broken lines for illustrative purposes only and form no part of the claimed design.

1 Claim, 6 Drawing Sheets

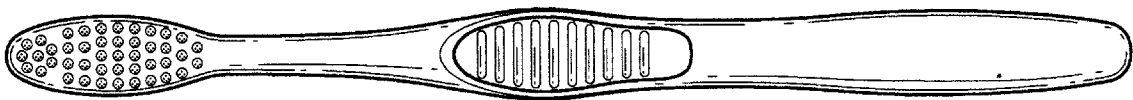


FIG. 1

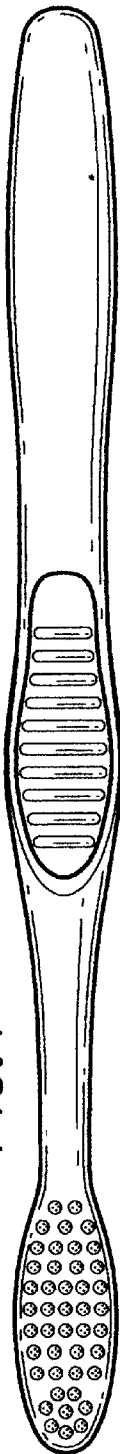


FIG. 2

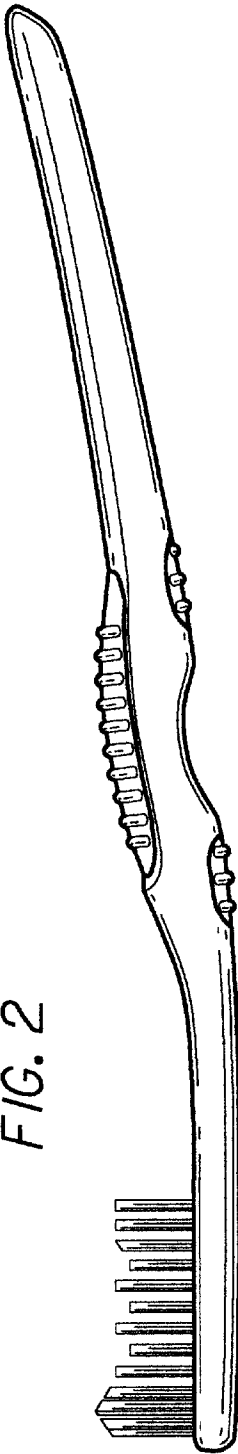


FIG. 3



FIG. 5

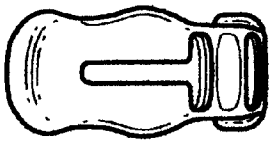
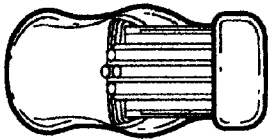


FIG. 4



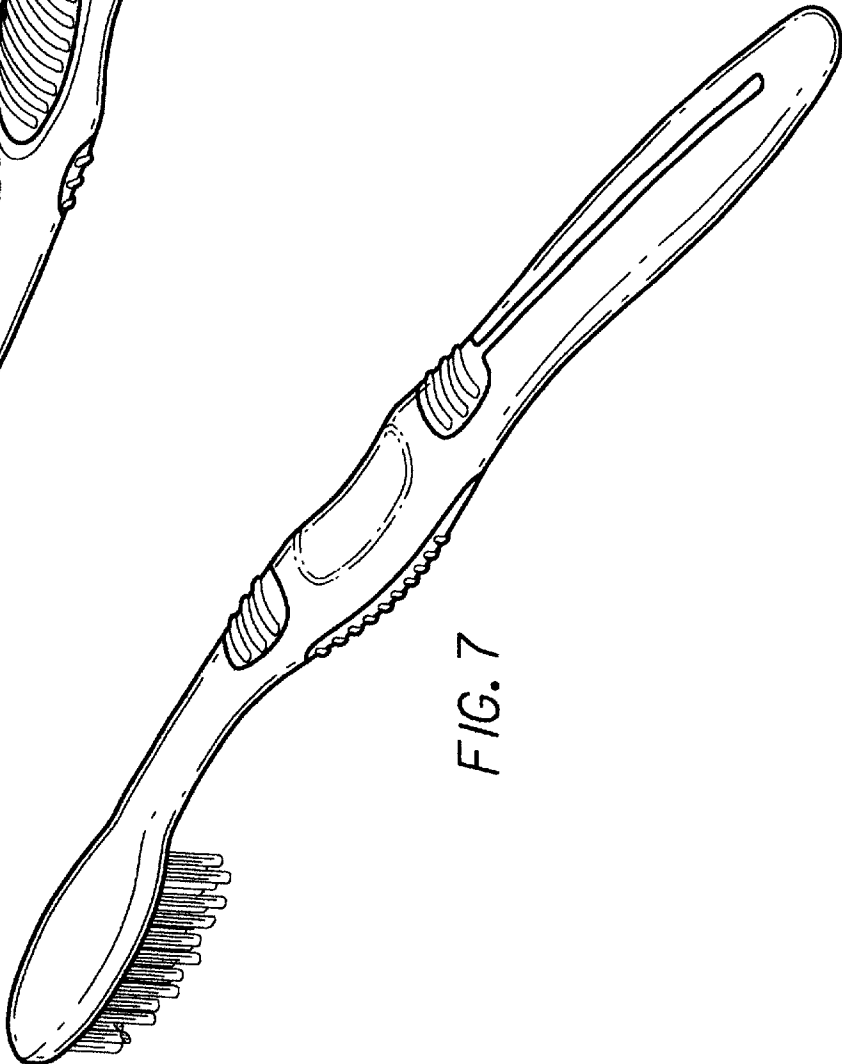
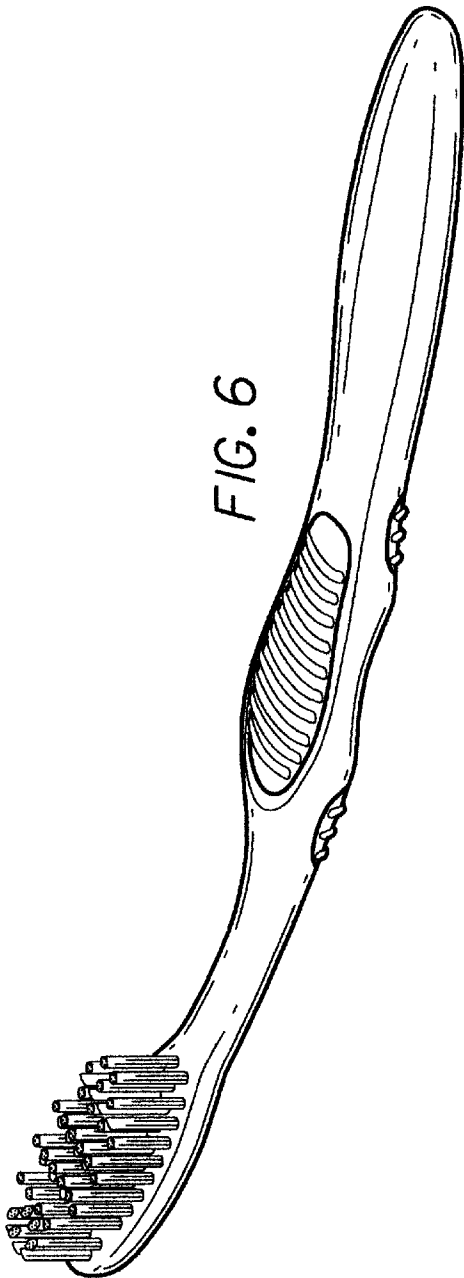


FIG. 8

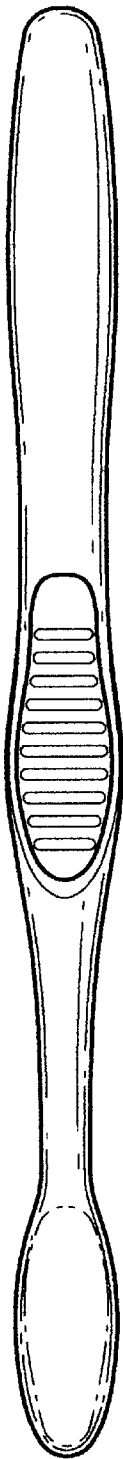


FIG. 9

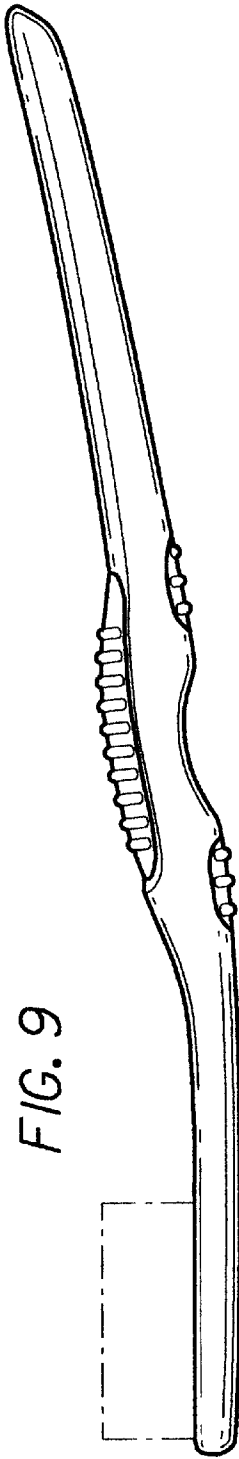


FIG. 10



FIG. 12

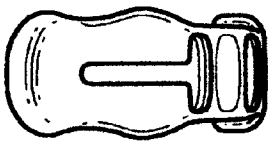
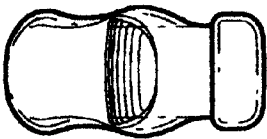


FIG. 11



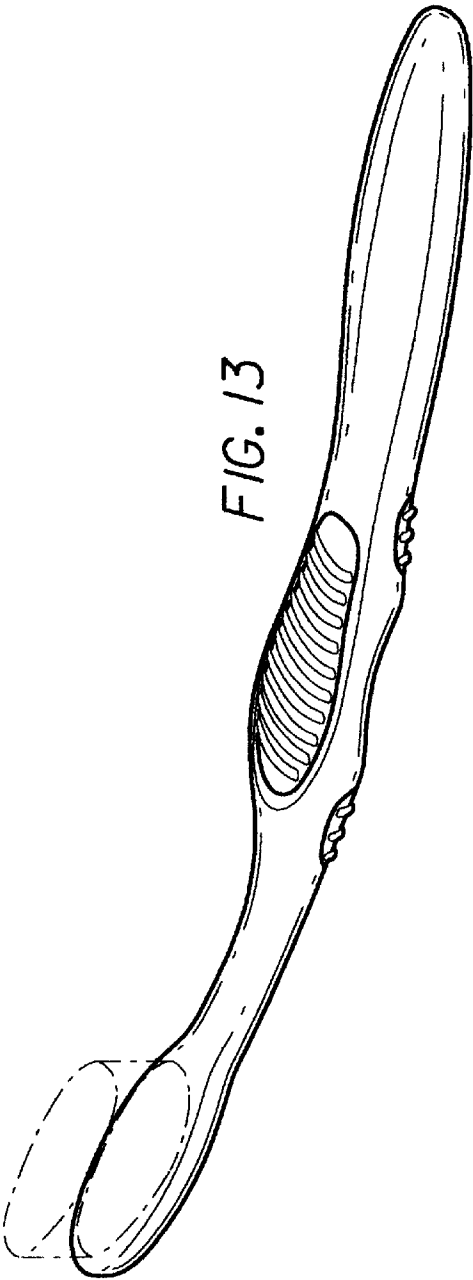


FIG. 13

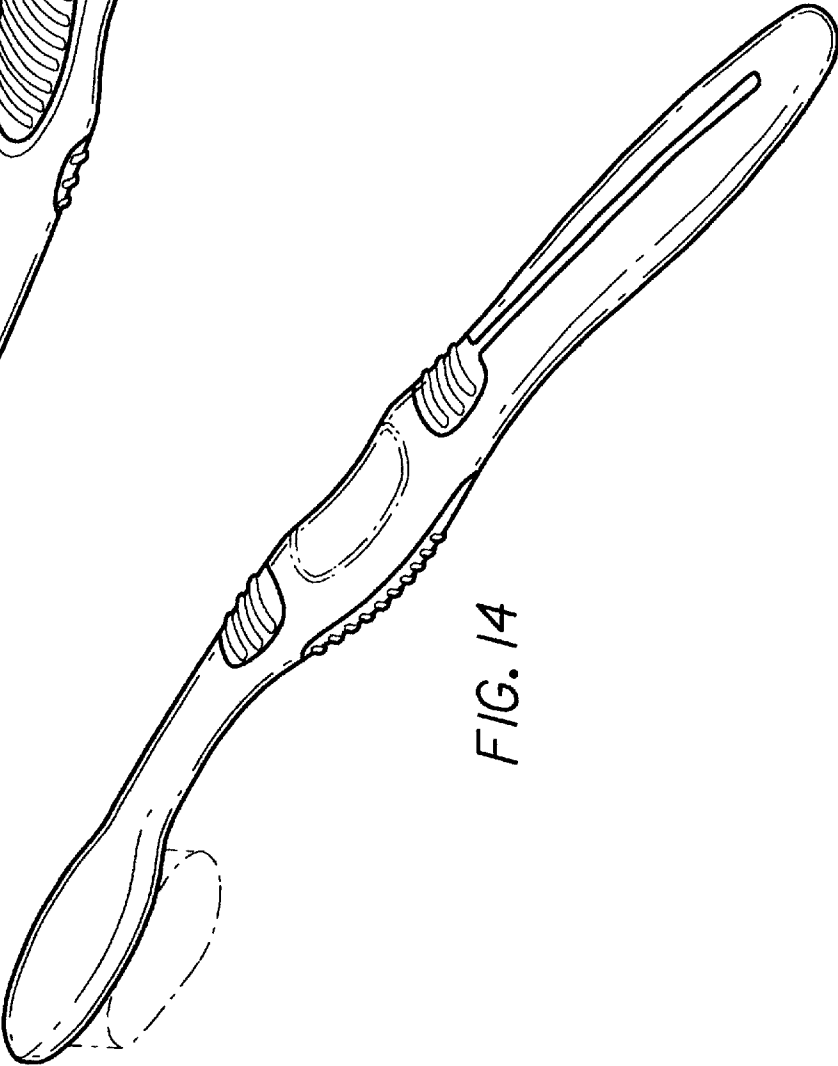


FIG. 14