



US00D348559S

United States Patent [19]

[11] Patent Number: **Des. 348,559**

Preskar

[45] Date of Patent: **** Jul. 12, 1994**

- [54] **SHOE**
- [75] Inventor: **David Preskar, North Quincy, Mass.**
- [73] Assignee: **Reebok International Ltd., Stoughton, Mass.**
- [**] Term: **14 Years**
- [21] Appl. No.: **11,903**
- [22] Filed: **Aug. 18, 1993**
- [52] U.S. Cl. **D2/969**
- [58] Field of Search D2/896, 902, 907, 969, D2/970; 36/45, 83, 84, 89, 102-107, 112, 114, 132, 136

D. 325,119	4/1992	Smith .	
D. 325,666	4/1992	Earle et al. .	
D. 329,323	9/1992	Rogers et al. .	
D. 330,795	11/1992	Close	D2/969
D. 332,174	1/1993	Earle	D2/969
D. 333,033	2/1993	Bailey	D2/970
D. 334,651	4/1993	Smith	D2/969
D. 337,873	8/1993	Backus	D2/969
4,571,856	2/1986	Lin et al.	36/89
5,123,182	6/1992	Hilgarth	36/117

OTHER PUBLICATIONS

- 860 Fast Game, Avia Spring 1989 Catalog.
- 855 Kid's Low Top, Avia Spring 1989 Catalog.
- 1310 Women's Arc Leather/Mesh Low Cut Cross-trainer, Avia Fall 1991 Catalog, p. 17.
- 299 Men's Arc Mid High Indoor Court, Avia Fall 1991 Catalog, p. 21.

Primary Examiner—Louis S. Zarfaz
Attorney, Agent, or Firm—Sterne, Kessler, Goldstein and Fox

[56] References Cited

U.S. PATENT DOCUMENTS

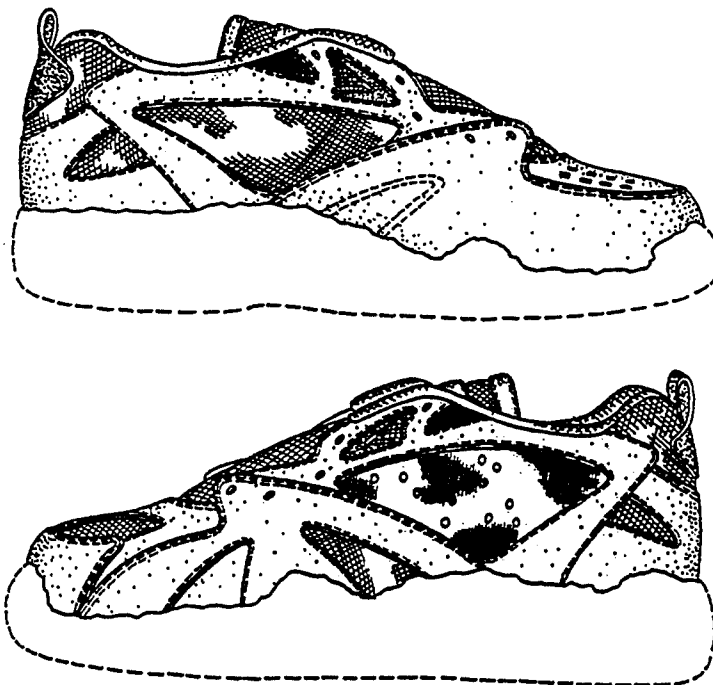
- D. 283,173 4/1986 Malone .
- D. 287,301 12/1986 Tong .
- D. 290,783 4/1987 Selbiger et al. .
- 296,495 4/1884 Williamson .
- D. 297,382 8/1988 Swett .
- D. 298,082 10/1988 Selbiger et al. .
- D. 299,783 2/1989 Brown et al. .
- D. 300,282 3/1989 Brown et al. .
- D. 309,823 8/1990 Kilgore et al. .
- D. 309,824 8/1990 Aveni et al. .
- D. 310,293 9/1990 Serna et al. .
- D. 313,110 12/1990 Boucher et al. .
- D. 313,498 1/1991 Aveni .
- D. 316,624 5/1991 Hatfield et al. .
- D. 317,224 6/1991 Lucas .
- D. 317,825 4/1991 Rogers .
- D. 318,364 7/1991 McCrea .
- D. 319,722 9/1991 Hatfield .
- D. 319,723 9/1991 Greene .
- D. 320,689 10/1991 Smith .

[57] CLAIM

The ornamental design for a shoe, as shown and described.

DESCRIPTION

FIG. 1 is left side elevational view of a shoe upper showing my new design;
 FIG. 2 is a right side elevational view thereof;
 FIG. 3 is a top plan view thereof;
 FIG. 4 is a front elevational view thereof; and,
 FIG. 5 is a rear elevational view thereof.
 The broken line showing of a shoe sole in FIGS. 1-5 is environmental only and forms no part of the claimed design.






FIG. 1

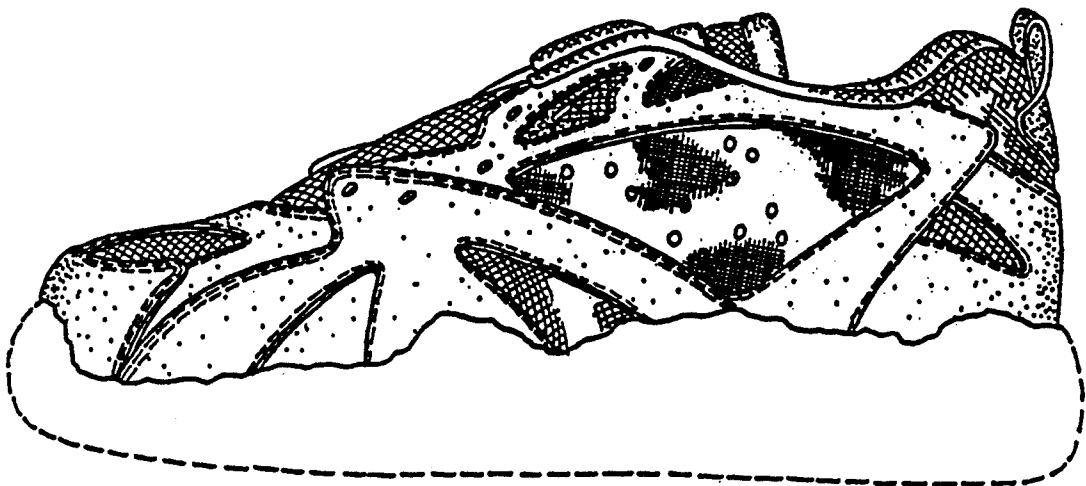


FIG. 2

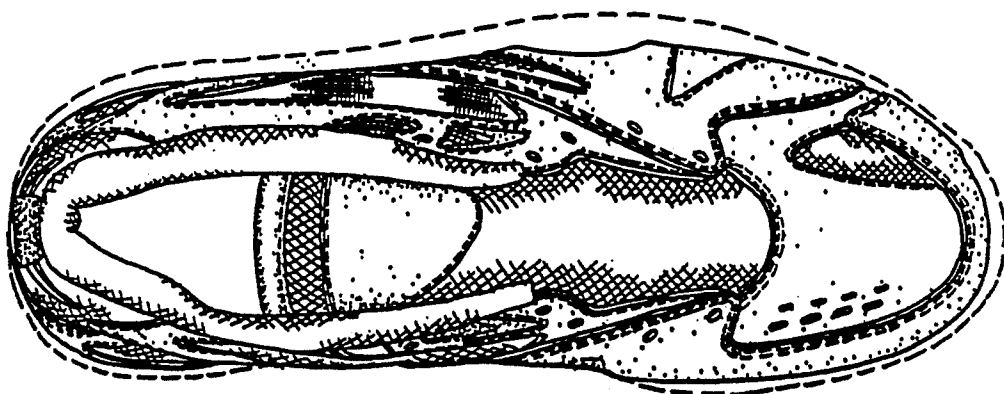


FIG. 3



FIG. 4

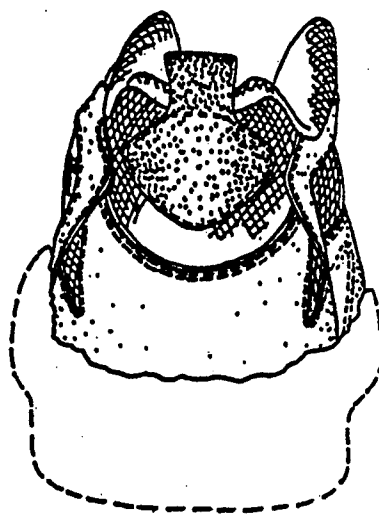


FIG. 5