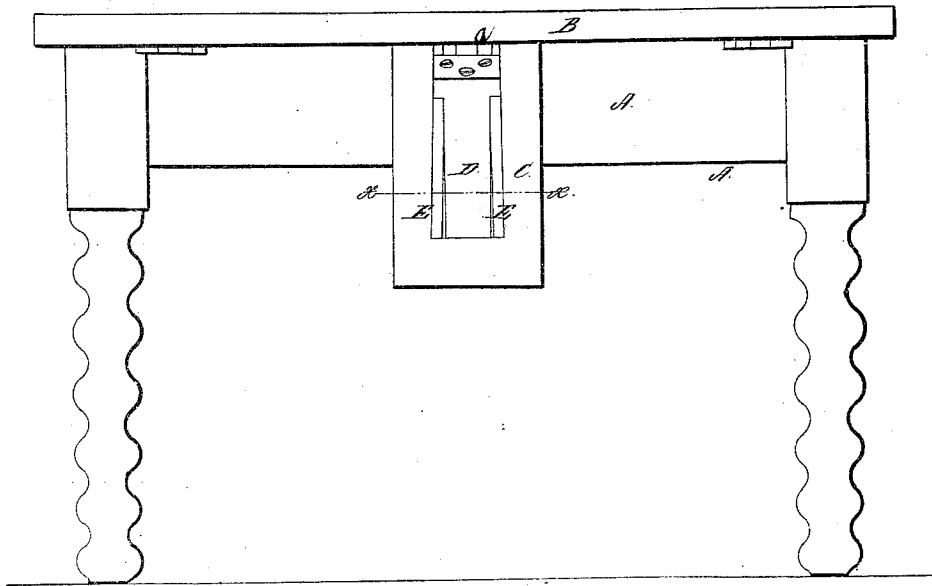


*W. Whitworth,*  
*Table-Leaf Support.*

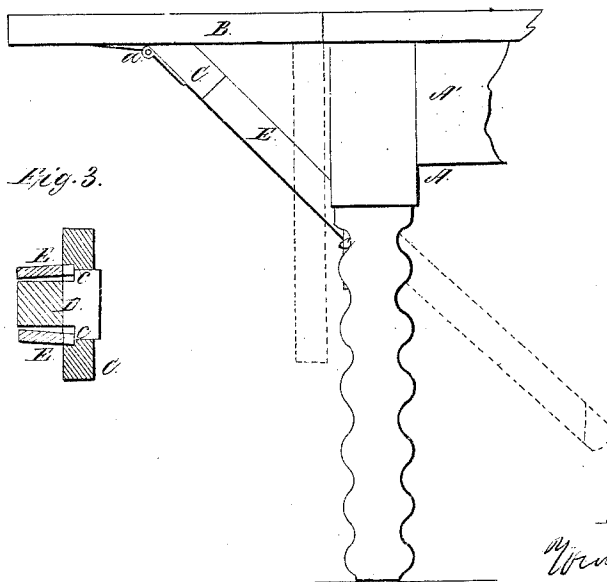
*N<sup>o</sup> 67,390.*

*Patented July 30, 1867.*

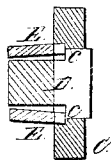
*Fig. 1.*



*Fig. 2.*



*Fig. 3.*



*Witnesses:*  
*J. H. Burrage*  
*Frank Alden*

*Inventor:*  
*Wm Whitworth*

United States Patent Office.

WILLIAM WHITWORTH, OF CLEVELAND, OHIO.

Letters Patent No. 67,390, dated July 30, 1867.

IMPROVED TABLE-LEAF SUPPORT.

The Schedule referred to in these Letters Patent and making part of the same.

TO ALL WHOM IT MAY CONCERN:

Be it known that I, WILLIAM WHITWORTH, of Cleveland, in the county of Cuyahoga, and State of Ohio, have invented certain new and useful Improvements in Table-Leaf Supports; and I do hereby declare that the following is a full and complete description of the same, reference being had to the accompanying drawings, making a part of this specification, in which—

Figure 1 is a side view of a table with the leaf raised.

Figure 2 is an end view.

Figure 3 is a detached section, which will be referred to in the description.

Like letters of reference refer to like parts in the views.

In the drawings, A represents a portion of a table, and B the leaf, my improvement being in the support of said leaf. In fig. 1, C represents a stay, which is secured in the rail A' of the table. To the under side of the leaf is hinged, at *a*, the arm D, which inclines as shown in fig. 2, and the free end passes through an opening or slot in the stay C. Secured to the upper end of this arm are the springs E E, which may be either of wood or metal, and one or more in number. As shown in the drawing, there are two secured on the edges of the arm D; but, if thought desirable, they can be placed on either sides or edges. Fig. 3 is a horizontal section of the arm and stay D C, in the direction indicated by the line *x x*, fig. 1.

When the leaf is raised, as shown in fig. 1, the arm, being connected as stated to said leaf, will be drawn through the slot until the ends of the springs catch into the notches *c* in the stay, as shown in fig. 3, when the leaf will be supported and braced by the said arm, the springs E, by catching in the notch referred to, preventing it from falling or being pushed down. When the leaf is to be raised, it is only necessary to take hold of said leaf and lift it up, the springs, when the leaf is in the proper position, catching into the notches referred to.

What I claim as my improvement, and desire to secure by Letters Patent, is—

One or more springs E, placed upon the side of the hinged arm D, in combination with the slotted stay C, in the manner as and for the purpose substantially set forth.

WM. WHITWORTH.

Witnesses:

J. H. BURRIDGE,

J. HOLMES.