



US00D451276B1

(12) **United States Design Patent** (10) **Patent No.:** **US D451,276 S**
Nigh (45) **Date of Patent:** **** Dec. 4, 2001**

(54) **FORMED PLIERS/TOOL HOLSTER**

3,516,585 * 6/1970 Inwood 224/904 X

* cited by examiner

(76) Inventor: **John W. Nigh**, 301 N. Acorn,
Fredericksburg, TX (US) 78624

Primary Examiner—Catherine R. Oliver

(**) Term: **14 Years**

(57) **CLAIM**

(21) Appl. No.: **29/134,610**

The ornamental design for a formed pliers/tool holster, as shown.

(22) Filed: **Dec. 27, 2000**

DESCRIPTION

(51) **LOC (7) Cl.** **03-01**

FIG. 1 is a front elevation view of the formed pliers/tool holster showing my new design;

(52) **U.S. Cl.** **D3/228**

FIG. 2 is a left side elevation view thereof;

(58) **Field of Search** D3/228, 224, 226,

FIG. 3 is a top plan view thereof;

D3/215; 224/904, 901, 240, 241, 245, 673,

FIG. 4 is a rear elevation view thereof;

677; 206/336-340

FIG. 5 is a right side elevation view thereof;

(56) **References Cited**

FIG. 6 is a bottom plan view thereof;

U.S. PATENT DOCUMENTS

FIG. 7 is a front elevation view of a second embodiment;

D. 332,351 * 1/1993 Smith D3/228

FIG. 8 is a left side elevation view thereof; and,

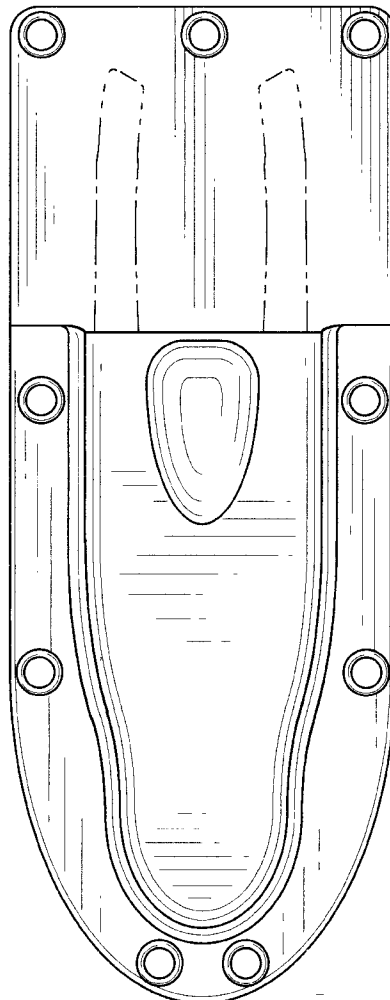
D. 333,040 * 2/1993 Dancyger D3/228

FIG. 9 is a top plan view thereof.

D. 433,229 * 11/2000 Harker et al. D3/228

The broken line showing pliers assembly is for illustrative purposes only and forms no part of the claimed design.

1 Claim, 3 Drawing Sheets



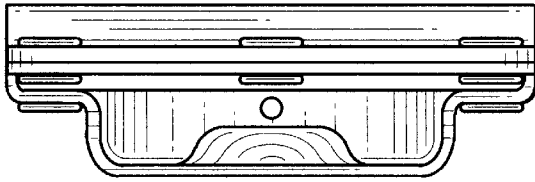


Fig. 3

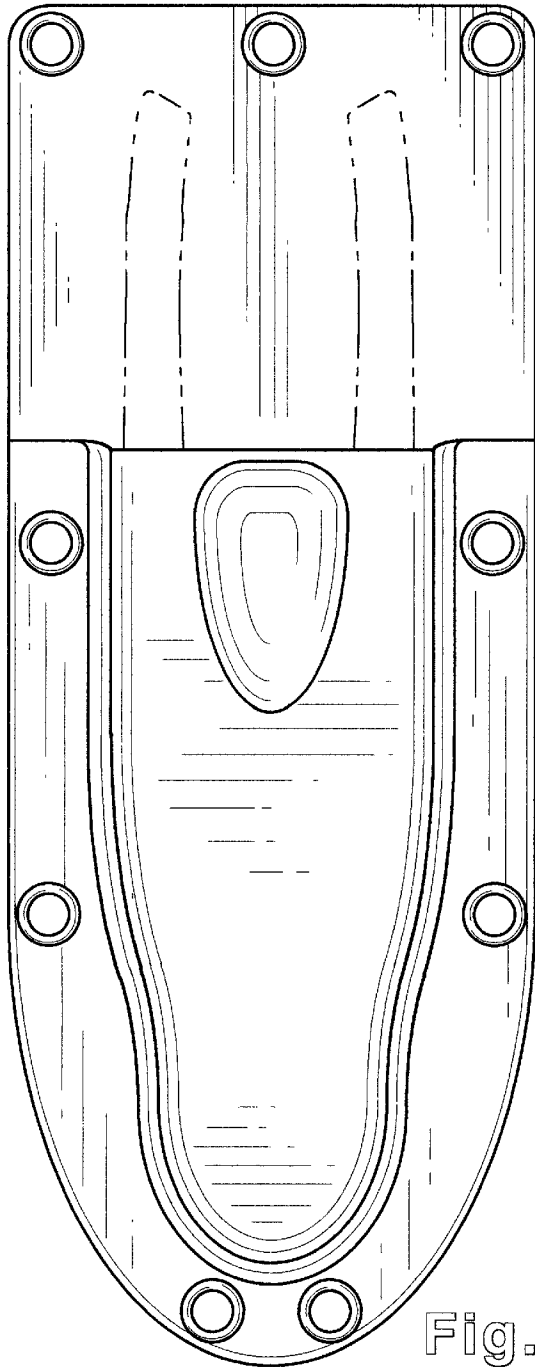


Fig. 1




Fig. 2

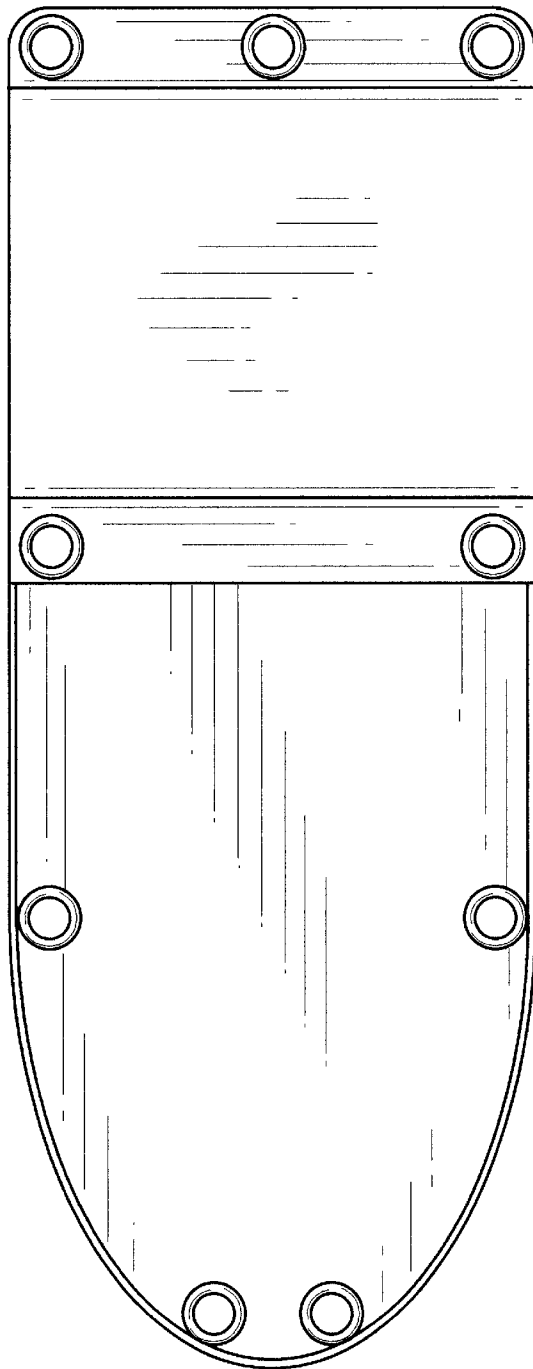


Fig. 4




Fig. 5

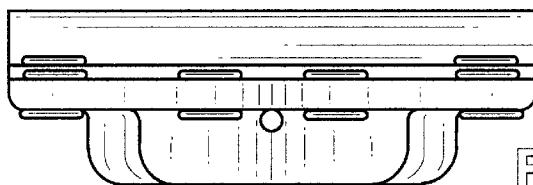


Fig. 6

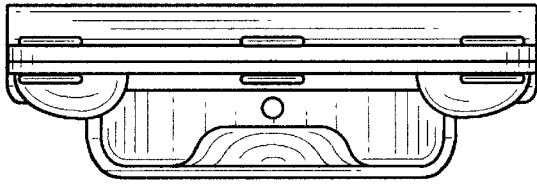


Fig. 9

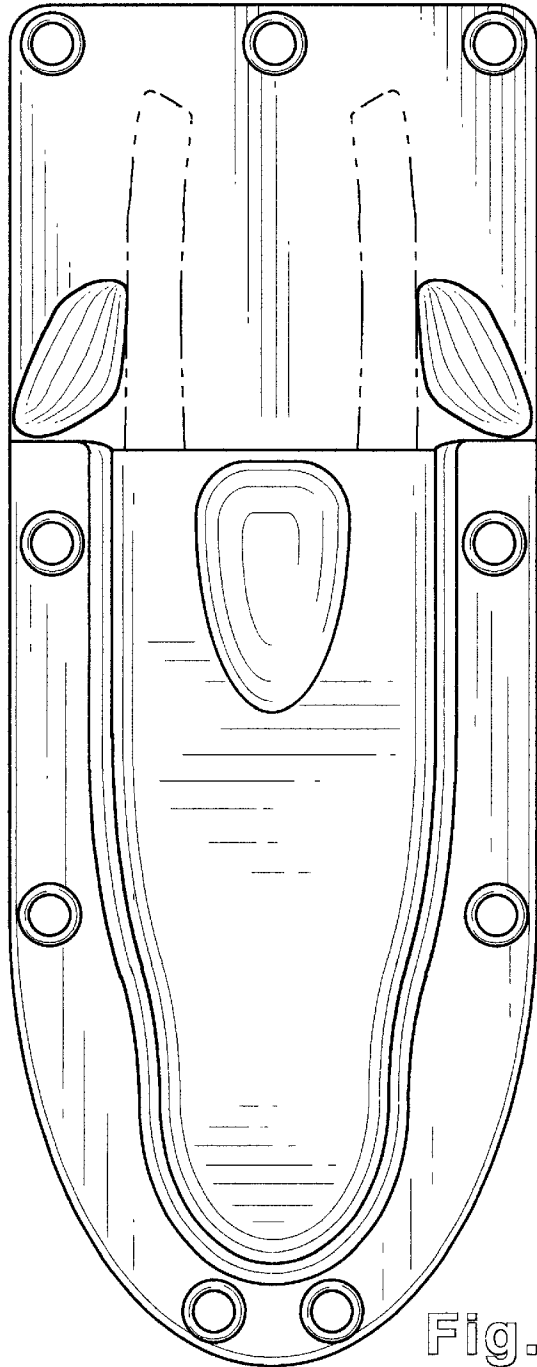


Fig. 7




Fig. 8