



US00D343973S

**United States Patent** [19]  
**Mele**

[11] **Patent Number: Des. 343,973**  
[45] **Date of Patent: \*\* Feb. 8, 1994**

[54] **BRAKING ASSEMBLY FOR PREVENTING PAPER FROM UNROLLING TOO RAPIDLY**

[76] **Inventor: Peter C. Mele, P.O. Box 1596, Burlington, Vt. 05402**

[\*\*] **Term: 14 Years**

[21] **Appl. No.: 842,597**

[22] **Filed: Feb. 28, 1992**

[52] **U.S. Cl. .... D6/518**

[58] **Field of Search ..... D6/518, 523, 522; 242/55.2, 57, 63, 68, 75, 75.4**

[56] **References Cited**

**U.S. PATENT DOCUMENTS**

D. 325,486	4/1992	Goldstein	.....	D6/518
1,515,382	11/1924	Cheesman	.....	D6/518 X
3,878,998	4/1975	Lazzari	.....	242/55.2
4,771,966	9/1988	Anderson	.....	242/55.2

*Primary Examiner*—Brian N. Vinson

*Attorney, Agent, or Firm*—Thomas N. Neiman

[57] **CLAIM**

The ornamental design for a braking assembly for preventing paper from unrolling too rapidly, as shown and described.

**DESCRIPTION**

FIG. 1 is a top plan view of a braking assembly for preventing paper from unrolling too rapidly showing my new design;

FIG. 2 is a front elevational view thereof;

FIG. 3 is a left side elevational view thereof;

FIG. 4 is a right side elevational view thereof;

FIG. 5 is a bottom plan view thereof;

FIG. 6 is a rear elevational view thereof; and,

FIG. 7 is a top, front, and left side perspective view thereof.

The broken-line disclosure of the support in the views is for illustrative purposes only and forms no part of the claimed design.

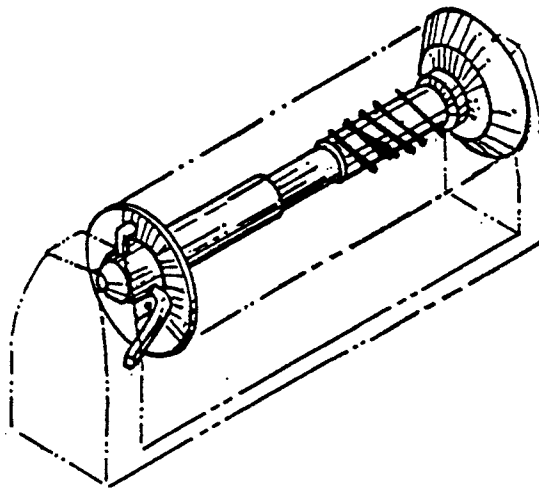


FIG.1

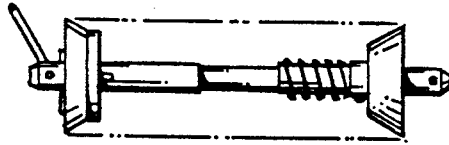


FIG.3

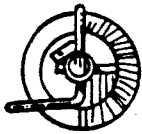


FIG.2

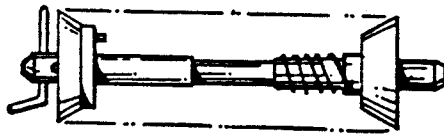


FIG.4

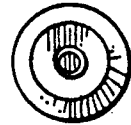


FIG.5




FIG.6

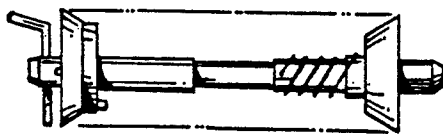


FIG.7

