

Sept. 4, 1928.

1,682,987

H. M. SAXON

PAPER COVER FOR TOILET SEATS

Filed Sept. 7, 1926

Fig. 1

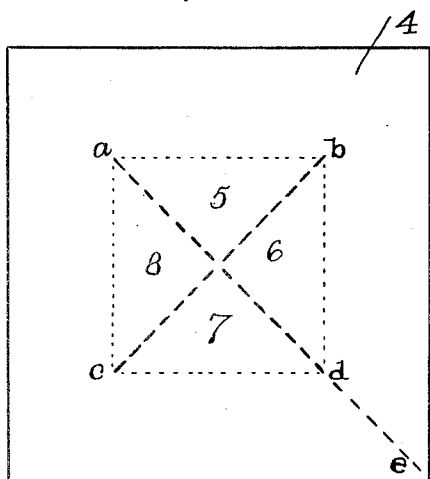


Fig. 2

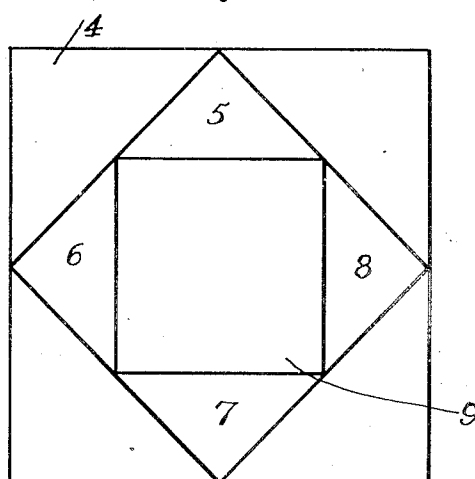
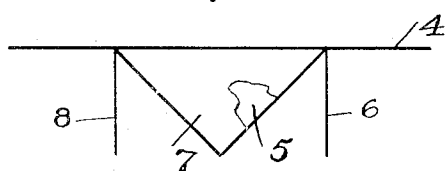


Fig. 3



INVENTOR,
Hilda M. Saxon.
BY *David E. Lain,*
ATTORNEY.

UNITED STATES PATENT OFFICE.

HILDA M. SAXON, OF BELLINGHAM, WASHINGTON.

PAPER COVER FOR TOILET SEATS.

Application filed September 7, 1926. Serial No. 133,774.

My invention relates to improvements in paper covers for toilet seats, the kind designed to protect the body of the user from coming in direct contact with the seat, and one of the objects of my improvement is to provide a special paper cover adapted for placing on top of a toilet seat and to allow the normal use of the seat while between the upper seat surface and the user's body. Another object of my invention is to provide pieces of paper on which small additional preparatory expense has been required to nearly complete them for the purpose intended and the remaining preparation being of a kind easily made by the user. And a further object of my improvement is to provide a seat cover suitable for the purpose which will cost much less than the covering frequently made from ordinary strips of toilet paper.

I attain these objects with the device illustrated in the accompanying sheet of drawings, which form a part of this specification, and in which Figure 1 is a plan view of the upper surface of one of my toilet seat protectors as finished by the factory, Fig. 2 is a plan view of the same sheet from the bottom after having been fully prepared for use, and Fig. 3 is an end elevation of Fig. 1 after the central part has been broken through on the perforated lines.

Similar characters refer to similar parts throughout. Certain parts are broken away to show other parts hidden thereby.

To more particularly describe the cover: a rectangular piece of paper is shown at 4. For the present use, fibrous loose paper of the cheapest character will serve very well, for in use it is subjected to slight tearing strains, its principal function being that of intervention.

Two, preferably diagonal, rows of intersecting perforations $a-d$ and $b-c$ are made in the central area of the sheet. This is the only special preparation required to convert an ordinary sheet of paper of proper size to the use referred to, that is till it comes to the hand of the user. Then by hand the central area of the sheet is disrupted along the lines of said perforations, $a-d$ and $b-c$, the triangular area 5 being bent downward on the dotted line $a-b$, the triangular area 6 being bent downward along the dotted line $b-d$, the triangular area 7 being bent downward on the dotted line $c-d$ and the triangular area 8 being bent downward on the

dotted line $a-c$, as shown in Fig. 3. The sheet is now in shape for placing on the seat where it will serve very well to perform the service referred to.

But a more complete preparation of the sheet is shown in Fig. 2 where flaps 5, 6, 7 and 8 have been bent over to lie flatwise against the lower surface of the main sheet, and when placed on the seat these flaps will be held in their operative positions, as shown in Fig. 2, because they lie next to the seat and underneath the main body of the sheet, and central hole 9 will be completely defined.

A supply of sheets of paper prepared as shown in Fig. 1 is placed in a suitable retainer within reach of the users who each take a single sheet, finish the preparation thereof as described, and place it on the toilet seat which is made sanitary thereby.

The described location and character of rows of perforations $a-d$ and $b-c$ serve the purpose intended very well indeed, but all other arrangements of the perforations in the central area of the sheet which will define a suitable central hole, as 9, when disruptive pressure is applied to said central portion are also within the purview of my invention.

Also, factory-prepared sheets of paper such as shown in Figs. 2 or 3 are also now within my mind and constitute a part of this invention.

The shape shown in Fig. 3 has useful advantages due to the retaining feature of the dependent flaps and their protective location as lining for the seat opening.

The open-front shape of toilet seat is coming into greater favor because of evident advantages. To provide for this newer shape one of the intersecting lines of perforations, as $a-d$, is extended to a sheet corner as line extension $d-e$. So that when preparing my protective sheet for an open-front seat the sheet is torn from a to e as well as from b to c , and the flaps pressed down to conform to the walls of the open-front seat opening.

Having thus disclosed my invention, what I claim as new therein and desire to secure by Letters Patent is,—

A sheet of paper for the specified use having crossing rows of perforations all confined to its central area except one of said rows one end of which is extended to the margin of said sheet of paper.

HILDA M. SAXON.