

**(12) STANDARD PATENT**  
**(19) AUSTRALIAN PATENT OFFICE**

(11) Application No. **AU 2002359018 B2**

- (54) Title  
**Method and apparatus for transmitting acknowledgement signals**
- (51) International Patent Classification(s)  
**H04L 1/18** (2006.01) **H04Q 7/38** (2006.01)  
**H04L 1/16** (2006.01) **H04L 1/12** (2006.01)  
**H04L 29/08** (2006.01)
- (21) Application No: **2002359018** (22) Date of Filing: **2002.12.20**
- (87) WIPO No: **WO03/058873**
- (30) Priority Data
- (31) Number (32) Date (33) Country  
**10-2002-0000568** **2002.01.05** **KR**
- (43) Publication Date: **2003.07.24**  
(43) Publication Journal Date: **2003.09.04**  
(44) Accepted Journal Date: **2007.01.04**
- (71) Applicant(s)  
**LG Electronics Inc.**
- (72) Inventor(s)  
**Kwon, Hyuck-Chan;Ahn, Joon-Kui**
- (74) Agent / Attorney  
**Watermark Patent & Trademark Attorneys, The Glasshouse 290 Burwood Road, Hawthorn, VIC, 3122**
- (56) Related Art  
**SCHULIST, M. A. IEEE VTC 2001 SPRING, 2001, vol. 4, 2519 2523**  
**US 2001/0011023**

(12) INTERNATIONAL APPLICATION PUBLISHED UNDER THE PATENT COOPERATION TREATY (PCT)

(19) World Intellectual Property Organization  
International Bureau



(43) International Publication Date  
17 July 2003 (17.07.2003)

PCT

(10) International Publication Number  
**WO 03/058873 A1**

(51) International Patent Classification<sup>7</sup>: **H04L 1/18**

(21) International Application Number: PCT/KR02/02402

(22) International Filing Date:  
20 December 2002 (20.12.2002)

(25) Filing Language: English

(26) Publication Language: English

(30) Priority Data:  
10-2002-0000568 5 January 2002 (05.01.2002) KR

(71) Applicant: **LG ELECTRONICS INC.** [KR/KR]; 20,  
Yoido-Dong, Yongdungpo-Gu, 150-010 Seoul (KR).

(72) Inventors: **KWON, Hyuck-Chan**; Dongjin Villa 9-306,  
141-34, Yconhee-Dong, Seodaecheon-Gu, 120-110 Seoul  
(KR). **AHN, Joon-Kui**; Kwanak Hyundai Apt. 108-1505,  
407, Sangdo 5-Dong, Dongjak-Gu, 156-080 Seoul (KR).

(74) Agent: **PARK, Jang-Won**; Jewoo Bldg. 5th Floor, 200,  
Nonhyun-Dong, Gangnam-Ku, 135-010 Seoul (KR).

(81) Designated States (*national*): AE, AG, AL, AM, AT, AU,  
AZ, BA, BB, BG, BR, BY, BZ, CA, CH, CO, CR, CU, CZ,  
DE, DK, DM, DZ, EC, EE, ES, FI, GB, GD, GE, GH, GM,  
HR, HU, ID, IL, IN, IS, KE, KG, KP, KZ, LC, LK, LR, LS,  
LT, LU, LV, MA, MD, MG, MK, MN, MW, MX, MZ, NO,  
NZ, OM, PH, PL, PT, RO, RU, SD, SE, SG, SI, SK, SL,  
TJ, TM, TN, TR, TT, TZ, UA, UG, UZ, VC, VN, YU, ZA,  
ZM, ZW.

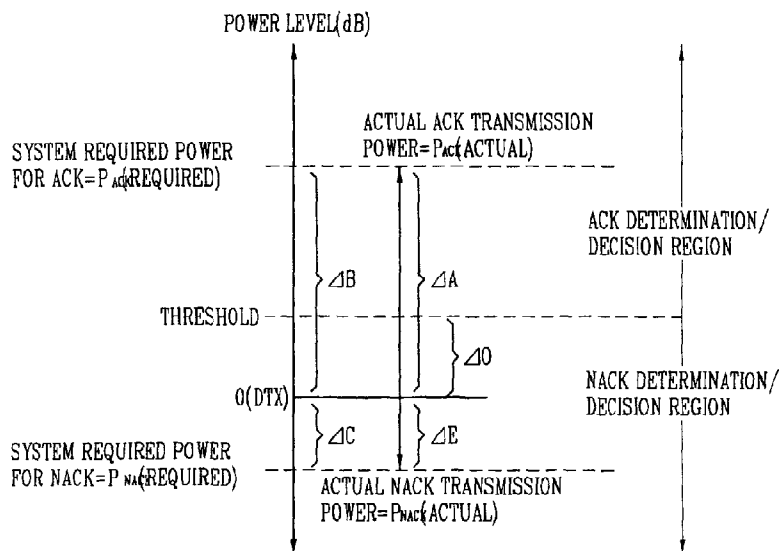
(84) Designated States (*regional*): ARIPO patent (GH, GM,  
KE, LS, MW, MZ, SD, SL, SZ, TZ, UG, ZM, ZW),  
Eurasian patent (AM, AZ, BY, KG, KZ, MD, RU, TJ, TM),  
OAPI patent (BF, BJ, CF, CG, CI, CM, GA, GN, GQ, GW,  
ML, MR, NE, SN, TD, TG).

**Published:**

— with international search report

For two-letter codes and other abbreviations, refer to the "Guidance Notes on Codes and Abbreviations" appearing at the beginning of each regular issue of the PCT Gazette.

(54) Title: METHOD AND APPARATUS FOR TRANSMITTING ACKNOWLEDGEMENT SIGNALS



(57) Abstract: The present invention relates to a power controlling method in a mobile radio communication system using Automatic Repeat reQuest (ARQ) scheme, and more particularly to a power controlling method of response (ACK/NACK) signals for transmitting the ACK/NACK signals in different power based on the permissible probabilities of reception error that the system requires. When the ACK/NACK signals are transmitted and received in the automatic repeat request (ARQ) system, since the ACK/NACK signals can be transmitted in accordance with the transmission power satisfying an error rate required in each signal by differentiating the transmission power of the signal according to each ACK/NACK, the power consumption required in the transmission of the NACK signal can be reduced.



WO 03/058873 A1

**METHOD AND APPARATUS FOR TRANSMITTING**  
**ACKNOWLEDGEMENT SIGNALS**

**TECHNICAL FIELD**

5           The present invention relates to acknowledgement signals, and more particularly, acknowledgment signals in mobile communication.

**BACKGROUND ART**

Mobile radio channels are often characterized by the unpredictability of  
10 the channel due to, inter alia, Rayleigh fading and long term shadow fading. The channel quality may degrade as a result of several factors such as, for example, co-channel interference, adjacent channel interference, propagation path loss, and multi-path propagation (i.e., rayleigh fading). Transmission errors typically occur in bursts when fading causes the signal level to go below  
15 the noise or interference level. Therefore, explicit measures often need to be taken to maintain an acceptable level of quality of the transmission over a radio channel.

The quality of the transmission over a radio channel connection may be measured by the reliability with which the receiver receives the transmitted  
20 data. This channel reliability may, for example, be defined in terms of the bit-error-rate (BER) experienced at the receiver.

Specifically, forward error correction (FEC) and automatic repeat request (ARQ) are two well-known error control techniques commonly used for

noisy and fading channels. In a system that uses FEC for error control, for example, the transmitter encodes the data using a given redundancy code, while the receiver, which has been informed of the code used, decodes the data at the receiving end. Many such systems using conventional block or  
5 convolutional codes have been explored and/or employed.

In a system that uses ARQ, the receiver returns (i.e., transmits back to the transmitter) an acknowledgement which indicates whether the given transmitted packet was received free of errors (in which case an acknowledgement signal, or "ACK" is sent), or whether it was received  
10 erroneously (in which case a negative acknowledgement signal, or "NACK" is sent). If the packet was not received error-free (i.e., if the transmitter receives back a "NACK" signal), the transmitter then retransmits the same packet again, anticipating that the packet will be successfully received on this (or else on a further, subsequent) transmission.

15 Transmission of multimedia applications such as high quality audio, images and real-time video, for example, require very low bit-error-rates, typically  $10^{-6}$  or less. Obtaining such low BERs in wireless environments is challenging, even in the presence of very low rate forward error correction codes.

20 ARQ techniques, however, provide very reliable communication, albeit at the expense of variable and sometimes large delays. But hybrid ARQ schemes, in which both FEC and ARQ techniques are employed simultaneously, are particularly attractive because they combine the fixed delay

error correction capability of FEC techniques with the low BER of basic ARQ schemes.

Though several ARQ schemes are utilized, the ACK or NACK signal should be transmitted from the receiver to the transmitter. Usually, one bit signal is used for the ACK signal or the NACK signal. In other words, the transmitter recognizes that the transmitted packet is correctly received by the receiver when the receiver transmits a one bit ACK signal (for example 1 (one)), and recognizes that the packet is not received correctly by the receiver and retransmits a corresponding data packet when the receiver transmits a one bit NACK signal (for example -1 (minus one)).

A system using a High Speed Downlink Packet Access (hereinafter referred to HSDPA) of UMTS of an IMT-2000 standard of Europe defines that user equipment transmits an uplink ACK/NACK signal of 1 (one) bit for a downlink data packet transmission of a base station (Node B).

In a mobile radio communication system that uses packet type data transmission scheme such as above system, the ACK/NACK signal transmitted by the receiver is designed to be transmitted in a high power and energy without any specific protection such as channel coding for the purpose of rapid recognition of the acknowledgement. For example, the HSDPA system that is presently under standardization defines that the user equipment should transmit 1 (one) bit ACK/NACK signal without channel coding through the uplink so that the transmitter may be informed whether the corresponding data packet was received or not.

Figure 1 illustrates how the background art receiver utilizes the one bit to transmit the response signals, which are complementary (ie a bit zero is complementary to a bit one). The threshold power level is moved to the direction of ACK determination region from 0- at the transmitter which receives the acknowledgement signal from the receiver, for the transmitter to determine (DTX: discontinuous transmission, that is, no acknowledgement is transmitted) as NACK. However, in the receiver, the actual transmission power for the NACK signal is substantially same as the actual transmission power for the ACK signal in absolute power level ( $\Delta A$ ). Note that Figure 1 illustrates voltage or amplitude values on the y-axis. As is well-known in the art, power is generally proportional

to the square of signal voltage or amplitude, and may thus be uniquely represented by the magnitude of the amplitude, eg  $\Delta A$ .

Since the receiver (for example, the user equipment using High Speed Downlink Packet Access scheme (hereinafter referred to as HSDPA) uses one bit  
5 to transmit the ACK/NACK signal, the actual transmission power level for the one bit is intentionally set at high power and energy for the purpose of rapid recognition of the data packet acknowledgment.

In this particular case, the actual transmission power of the ACK signal is substantially equal to the required power such that there is a  $\Delta A$  power difference  
10 relative to 0. Similarly, the actual transmission power of the NACK signal is substantially equal in opposite polarity with the  $\Delta A$  power difference relative to 0. The power level is a relative value from the reference value of the radio channel floating according to the channel condition.

Though the transmitter transmits a data packet to the receiver, such a case  
15 may occur that the receiver does not send any acknowledgement (ACK/NACK signal) because it did not detect the existence of data packet to be received.

In this case (DTX: Discontinuous Transmission), if a system is designed to assume that the data packet is received or not within a specific time period after the transmitter transmits the data packet and the receiver did not send any  
20 acknowledgement (ACK or NACK signal) within the time period, and if the threshold power level is 0 at the transmitter, the transmitter is forced to determine the absence of acknowledgement to be one of the ACK signal or the NACK signal.

If no response (DTX) is determined as the ACK signal, the transmitter  
25 considers that the receiver has received the corresponding data packet in correct and transmits the next data packet, so that there occurs a data loss. To prevent the data loss, the transmitter should consider the DTX case as the case that the NACK signal is received. To achieve this, a threshold for determining whether the ACK/NACK signals are received may be shifted to a polarity of the ACK signal, as  
30 shown in Figure 1.

In a fading radio channel circumstance of a radio communication system, the possibility of determining error of the acknowledgement signal such that the ACK signal transmitted from the receiver is determined as the NACK signal

(ACK\_NACK error) or the NACK signal is determined as the ACK signal (NACK\_ACK error) may be greater than that of a wired channel circumstance of a wire-line communication system. The effects of the two types of errors to the system performance are not the same. So, the

acceptable possibilities of the determining error are being defined in the course of standardization of HSDPA. Unfortunately, the background system inefficiently uses the same transmitting power for both the ACK signal and the NACK signal.

#### **DISCLOSURE OF THE INVENTION**

5 It would be desirable to solve at least the above problems and/or disadvantages and to provide at least the advantages described hereinafter.

It would be desirable to overcome at least one of the drawbacks of the background art and efficiently perform power control in the system using Automatic Repeat reQuest (ARQ) scheme. It would also be desirable to provide  
10 a power controlling method of response (ACK/NACK) signals for transmitting the ACK/NACK signals in different power levels based on the permissible probabilities of reception error that the system requires.

Accordingly, for the purpose of decreasing the power consumption required in the transmission of the ACK/NACK signals by a data receiving  
15 section, the present invention suggests a method of adjusting the transmission power of a NACK signal different from a transmission power of an ACK signal when the acknowledgement signals are transmitted.

According to one aspect of the present invention, there is provided a method of transmitting two acknowledgement signals for received data packets  
20 including:

transmitting an acknowledgement (ACK) signal with a first prescribed power level difference from a reference power level; and

transmitting a negative acknowledgement (NACK) signal with a second prescribed power level difference from the reference power level, wherein the first  
25 prescribed power level difference and the second prescribed power level difference are different from each other.

According to another aspect of the present invention, there is provided an apparatus including:

a receiver for receiving data packets;

30 a transmitter for transmitting an ACK signal having a first power level and for transmitting a NACK signal having a second power level, wherein the second level is different from the first level.



According to another aspect of the present invention, there is provided a method of transmitting at least one acknowledgement signal using automatic repeat request (ARQ), including:

5 transmitting an acknowledgement (ACK) signal with a first prescribed power level difference from a reference power level; and

transmitting a negative acknowledgement (NACK) signal with a second prescribed power level difference from the reference power level, wherein the first prescribed power level difference and the second prescribed power level difference are assigned independently.

10 According to another aspect of the present invention, there is provided an apparatus including:

means for receiving data;

means for transmitting an ACK signal having a first power level; and

15 means for transmitting a NACK signal having a second power level, wherein the second level is not based on the first power level.

According to another aspect, there is provided a method of avoiding error in a device using an ACK signal and a NACK signal based on automatic repeat request, including:

20 determining a required ACK signal power level to avoid a probability of erroneous determination of the ACK signal as the NACK signal;

determining an actual ACK transmission power of the device based on the required ACK power level;

determining a required NACK signal power level to avoid a probability of erroneous determination of the NACK signal as the ACK signal ; and

25 determining an actual NACK transmission power of the device, wherein the actual NACK transmission power is independent of the actual ACK transmission power.

30 According to another aspect of the present invention, there is provided a method of transmitting ACK/NACK radio signal in a radio communication system including:

transmitting ACK signal with a first prescribed power level difference from a reference power level; and transmitting NACK signal with a second prescribed power level difference from the reference power level, wherein the first prescribed

power level difference and the second prescribed power level difference are different from each other.

According to another aspect of the present invention, there is provided a method of transmitting an ACK/NACK signal in a communication system including:

transmitting an acknowledgement (ACK) signal at a first power is data is received successfully; and

transmitting a negative acknowledgement (NACK) signal at a second power if data is not received successfully,

wherein the first power and the second power are assigned independently.

According to another aspect of the present invention, there is provided a method of controlling a transmission power of an ACK/NACK signal in a wireless communications system having a transmitter and a receiver, the method including:

obtaining a threshold power level for deciding a response signal between ACK and NACK in which the probability of DTX\_ACK error occurrence is below a first value;

obtaining a required transmission power for ACK in which the probability of an ACK\_NACK error occurrence is below a second value based on the obtained threshold power level; and

obtaining a required transmission power for NACK in which the probability of an NACK\_ACK error occurrence is below a third value based on the obtained threshold power level.

According to another aspect of the present invention, there is provided a method of controlling a transmission of power of an ACK/NACK signal in a wireless communication system having a transmitter and a receiver, the method including:

determining a threshold value that satisfies a probability of erroneous decoding of DTX to ACK;

determining an ACK transmission power that satisfies the probability of erroneous decoding of ACK to NACK based on the determined threshold value; and

determining a NACK transmission power that satisfies the probability of erroneous decoding of NACK to ACK based on the determined threshold value.

According to another aspect of the present invention, there is provided a method of transmitting a Hybrid Automatic Repeat Request (HARQ) acknowledgement signal in a High-Speed Downlink Packet Access (HSDPA) system, the method including the steps of:

receiving packet data from a base station;

determining a parameter of a High Speed Dedicated Physical Control Channel (HS-DPCCH) depending upon whether the packet data is received successfully or unsuccessfully;

wherein the parameter of the HS-DPCCH represents a transmission power relationship between the HS-DPCCH and a Dedicated Physical Control Channel (DPCCH); and

transmitting the HARQ acknowledgement signal to the base station with a certain power which is adjusted by the determined parameter of the HS-DPCCH.

According to another aspect of the present invention, there is provided a method of transmitting a HARQ acknowledgement signal in a HSDPA system, the method including the steps of:

checking whether packet data is successfully received or unsuccessfully received from a base station;

determining a power gain of HS-DPCCH using a power offset\_ACK when an ACK signal is needed to be transmitted as the HARQ acknowledgement signal from the mobile station, if the packet data is successfully received as a result of the checking step;

determining a power gain of HS-DPCCH using a power offset\_NACK when an NACK signal is needed to be transmitted as the HARQ acknowledgement signal from the mobile station, if the packet data is unsuccessfully received as a result of the checking step;

wherein the power gain of HS-DPCCH is related to a power level of HS-DPCCH and a power level of DPCCH; and

transmitting the HARQ acknowledgement signal with a certain power to the base station using the determined power gain of HS-DPCCH.

According to another aspect of the present invention, there is provided a method of transmitting a HARQ acknowledgement signal in a HSDPA system, the method including the steps of:

5 checking whether packet data is successfully received or unsuccessfully received from a base station;

10 determining a relative power offset of HS-DPCCH between the DPCCH and the HS-DPCCH, wherein the relative power offset of HS-DPCCH is equal to a power offset of an ACK signal that needs to be transmitted as the HARQ acknowledgement signal from the mobile station, if the packet data is successfully received as a result of the checking step;

15 determining a relative power offset of HS-DPCCH between the DPCCH and the HS-DPCCH, wherein the relative power offset of HS-DPCCH is equal to a power offset of an NACK signal that needs to be transmitted as the HARQ acknowledgement signal from the mobile station, if the packet data is unsuccessfully received as a result of the checking step; and

transmitting the HARQ acknowledgement signal with a certain power to the base station using the determined relative power offset of HS-DPCCH.

20 "Comprises/comprising" when used in this specification is taken to specify the presence of stated features, integers, steps or components but does not preclude the presence or addition of one or more other features, integers, steps, components or groups thereof.

#### **BRIEF DESCRIPTION OF THE DRAWINGS**

The invention will be described in detail with reference to the following drawings in which like reference numerals refer to like elements wherein:

25 Figure 1 is a schematic view illustrating a signal level and a determination threshold of ACK/ACK signals according to the background art;

Figure 2 is a schematic view illustrating a signal level and a determination threshold of ACK/ACK signals according to a preferred embodiment of the present invention; and

Figure 3 is a schematic view of the system using the preferred  
5 embodiment of the present invention.

### **MODES FOR CARRYING OUT THE PREFERRED EMBODIMENTS**

In order to enhance efficiency, the error rate of the ACK\_NACK error required in the system is designed to be different from the error rate of the  
10 NACK\_ACK error. Further, it should be designed to limit the error that the transmitter determines that the ACK signal is transmitted though the receiver did not send any one of the ACK or NACK signal. (DTX\_ACK error) In addition, the transmission power of the acknowledgement signal should be adjusted according to the permissible error probability. Further, there is a  
15 need to increase the quality of a wireless transmission without substantially decreasing the overall throughput of the communication channels.

The following three errors can occur when a receiver transmits ACK/NACK signals to a transmitter after the transmitter transmits a data packet to the receiver:

- 20 1. The transmitter determines reception of a NACK signal even though the receiver transmitted an ACK signal as a response signal (hereinafter referred to ACK\_NACK error) after the receiver receives the data packet;

2. The transmitter determines reception of an ACK signal even though the receiver transmitted a NACK signal as a response signal (hereinafter referred to NACK\_ACK error) after the receiver receives the data packet; or
- 5 3. The transmitter determines no-response (DTX) from the receiver as an ACK signal due to error in a channel even though the receiver does not transmit a response signal (hereinafter referred to DTX\_ACK error).

When the ACK\_NACK error occurs, the transmitter retransmits the  
10 data packet, and the receiver simply discards the retransmitted data packet.  
Hence, the effect to the system by the ACK\_NACK error is relatively minor.

However, when the NACK\_ACK error occurs, the transmitter determines that the data packet is properly transmitted and transmits the next data packet even though the receiver did not receive the previous data packet.  
15 When the next data packet is received, the receiver transmits the NACK signal, and data loss occurs since the previous data packet was not properly received and the transmitter did not retransmit the previous data packet. Therefore, the probability of the occurrence of the NACK\_ACK error must be limited to a low probability.

20 When the DTX\_ACK error occurs, the transmitter determines that the receiver has properly received the transmitted data packet even though the receiver did not detect the fact that the transmitter transmitted the data packet. Hence, the data is lost similar to the NACK\_ACK error. Therefore, if the

response signal (NACK) is not transmitted, the transmitter must determine the no-response as the NACK signal for retransmission of the data packet. However, since the DTX\_ACK error is a complex case considered only that the receiver can not detect the transmission of the data packet, the restrictions  
5 required by systems are varied.

For example, if a system restricts the probability of occurrence of the ACK\_NACK error to be below  $10^{-3}$ , the probability of occurrence of the NACK\_ACK error to be below  $10^{-4}$ , and the probability of occurrence of the DTX\_ACK error to be below  $10^{-3}$ , the required transmission power of a  
10 response signal when the response signal is an ACK signal, the required transmission power of a response signal when the response signal is a NACK signal, and the threshold power for determining the response signal (whether a response signal falls within an ACK determination region or a NAK determination region) are obtained based on the following procedures:

- 15 1. To obtain the threshold power level for deciding the response signal between ACK and NACK in which the probability of DTX\_ACK error is below  $10^{-3}$ .
2. To obtain the required transmission power for ACK,  $P_{ACK}$  (required), in which the probability of an ACK\_NACK error is  
20 below  $10^{-3}$  based on the threshold power level for deciding the response signal obtained in (1) above.
3. To obtain the required transmission power for NACK,  $P_{NACK}$  (required), in which the probability of an NACK\_ACK error is

below  $10^{-4}$  in view of the threshold power level for deciding the response signal obtained in (1) above.

The threshold power level and the transmission power levels are relative powers to a reference transmission power of the radio channel between the receiver and the transmitter. And, the reference transmission power of the radio channel is floating according to the channel condition. Hence, the power levels are preferably expressed in the unit of dB.

As suggested in the preferred embodiment of the present invention, the transmission power of the response signal is adjusted differently according to whether the response signal is an ACK signal or a NACK signal, as shown in Figure 2. In actual transmission of the response signal, the response signal can be transmitted by adjusting the transmission power of the response signal in accordance with the transmission power  $P_{ACK}$  obtained in (2) above when the response signal is the ACK, or the transmission power  $P_{NACK}$  obtained in (3) above when the response signal is the NACK.

With reference to Figure 2, the preferred embodiment of the present invention is explained in more detail. In order to satisfy the probability of the DTX\_ACK error in an actual wireless packet communication system, the ACK/NACK determination threshold is adjusted by  $\Delta O$  relative to 0. Thereafter, based on the probability of ACK-NACK error, the required power  $P_{ACK}$  (required), for the ACK signal is determined which has a power difference  $\Delta B$  relative to  $\Delta O$ . Likewise, the required power,  $P_{NACK}$  (required), which has a power difference  $\Delta C$  relative to  $\Delta O$ . In this particular example, the actual DTX occurrence is shown to occur at 0 power level.

Thereafter, the actual ACK transmission power  $P_{ACK}$  (actual) is set to be about substantially the same as the required power for the ACK signal and has a  $\Delta D$  relative to 0 or relative to DTX occurrence. As shown in this example,  $\Delta B$  is less than  $\Delta D$ .

In the background art, the actual NACK transmission power is set to have a  $\Delta D$  relative to 0 or relative to DTX occurrence. In this preferred embodiment the actual NACK transmission power  $P_{NACK}$  has a  $\Delta E$  relative to 0 or relative to DTX occurrence. In this case, the power consumption for the transmission of the



NACK signal can be reduced at larger amount by transmitting the response signal according to the required transmission power  $P_{\text{NACK}}$  as shown in Figure 2 when the response signal is the NACK. The amount of power reduction is  $\Delta F$ .

5        Considering a specific IMT-2000 HSDPA system employment as an  
example, if a system requires to restrict the probability of occurrence of the  
ACK\_NACK error below  $10^{-2}$  ( $\text{Prob}\{\text{erroneous decoding of ACK to NACK}\} < 10^{-2}$ ),  
the probability of occurrence of the NACK\_ACK error below  $10^{-4}$  ( $\text{Prob}\{\text{erroneous}$   
decoding of NACK to ACK}  $< 10^{-4}$ ), and the probability of occurrence of the  
DTX\_ACK error below a certain value ( $\text{Prob}\{\text{erroneous decoding of DTX to ACK}\}$   
10         $< \text{TBD}$ ), the transmission power of a response

signal when the response signal is the ACK, the transmission power of a response signal when the response signal is the NACK, and the threshold for determining the response signal are obtained as follows:

1. Determine an ACK/NACK decision/determination threshold  
5 that satisfies the requirement on the Prob{erroneous decoding of DTX to ACK}.
2. Determine an ACK TX power that satisfies the requirement on the Prob{erroneous decoding of ACK to NACK} based on the decision/ determination threshold.
- 10 3. Determine a NACK TX power that satisfies the requirement on the Prob{erroneous decoding of NACK to ACK} based on the decision/ determination threshold.

Table 1 shows the power requirements of ACK and NACK signals with Prob{erroneous decoding of ACK to NACK}  $< 10^{-2}$ , Prob{erroneous decoding of  
15 NACK to ACK}  $< 10^{-4}$ , and various restrictions on the Prob{erroneous decoding of DTX to ACK}. To obtain these results, the following assumptions are made:

1. 2GHz carrier frequency;
2. Rayleigh fading, 2 equal gain paths;
3. Ideal UL SIR & channel estimation;
- 20 4. UE speed is 3km/hr;
5. 4% error rate on DL TPC command;
6. UL DPCCH is power controlled to meet 4% error rate on UL TPC command;

7. Power control step size is 1dB; and
8. UL Interference has AWGN property.

Table 1. Power requirements in the ACK/NACK transmission

Prob{erroneous decoding of DTX to ACK}	$<10^{-1}$	$<10^{-2}$	$<10^{-3}$
Threshold to Interference ratio relative to the average UL DPCCH power	-0.5 dB	4.5 dB	7 dB
ACK TX power relative to UL DPCCH	-0.5 dB	2 dB	3 dB
NACK TX power relative to UL DPCCH	-4 dB	-9 dB	-16.5 dB
ACK TX power - NACK TX power	3.5 dB	11 dB	19.5 dB

5 As shown, the difference in the power requirements varies greatly from 3.5 dB to 19.5 dB according to the required Prob{erroneous decoding of DTX to ACK}. Note that the gap between ACK TX power and NACK TX power increases greatly as the required Prob{erroneous decoding of DTX to ACK} decreases. It should be also noted that the required NACK TX power is very  
10 small because the decision/determination threshold is biased to the ACK position to satisfy the restriction on the Prob{erroneous decoding of DTX to ACK}.

Table 2 shows the difference in the power requirements between ACK and NACK signals when UE is in soft handover. The same threshold as in a  
15 non-handover case is used because the threshold value is related to the uplink interference since it is required to consider DTX case.

Table 2. Power requirements in the ACK/NACK transmission in SHO:

Prob{erroneous decoding of DTX to ACK}	$<10^{-1}$	$<10^{-2}$	$<10^{-3}$
ACK TX power relative to UL DPCCH	6 dB	9.5 dB	11 dB
NACK TX power relative to UL DPCCH	3.5 dB	-4.5 dB	-14.5 dB
ACK TX power - NACK TX power	2.5 dB	14 dB	25.5 dB

As shown in Table 2, required power for both the ACK and the NACK increases in a soft handover case since the uplink ACK/NACK signal can suffer a deep fading when the transmitter (e.g., a Node-B) serving HSDPA does not control the power of the response channel (e.g., an uplink DPCCH).

It should be also noted that the increase in the ACK power is much larger than the increase in the NACK power so that the difference in the required powers between ACK and NACK is larger than in a non-handover case. This is because the decision threshold is biased to the ACK constellation. Deep fading only can't make the received NACK signal cross the threshold, but the received ACK signal can cross the threshold by deep fading without phase error or interference. Hence, performance of the ACK decoding is degraded more than that of the NACK decoding in a soft handover case.

The present invention has been accepted by the standardization committee for IMT-2000, which is disclosed in Technical Specification 3GPP TS 25.214 v5.1.0 (2002-06), whose entire disclosure is incorporated herein by reference.

In this Technical Specification, the present invention is referred to as  $\Delta_{ACK}$  and  $\Delta_{NACK}$  due to the fact that uplink power level is based on the relative distance of UE on mobile station to the base station (hereinafter "BS"). As shown in Figure 3, after the BS sends the data packet, the UE sends either an ACK signal with a transmission power level of  $\Delta_{ACK}$  relative to the uplink power level or a NACK signal with a transmission power level of  $\Delta_{NACK}$  relative to the uplink power level. The  $\Delta_{ACK}$  and/or  $\Delta_{NACK}$  employ the same novel feature of the preferred embodiment of the present invention as described above. If the BS is receiving data packets from the UE, the present invention is applicable to BS.

A 1 bit ACK/NACK indication is used for a HARQ Acknowledgment. The acknowledgment bit is repetition coded to 10 bits and transmitted in one slot. When an HS-DPCCH is active, the relative power offset  $\Delta_{HS-DPCCH}$  between the DPCCH and the HS-DPCCH slot is as follows for HS-DPCCH slot carry HARQ Acknowledgment:

1.  $\Delta_{HS-DPCCH} = \Delta_{ACK}$  if the corresponding HARQ Acknowledgment is equal to 1.
2.  $\Delta_{HS-DPCCH} = \Delta_{NACK}$  if the corresponding HARQ Acknowledgment is equal to 0.

The values for  $\Delta_{ACK}$  and  $\Delta_{NACK}$  are set by higher layers.

Therefore, by adjusting the transmission power of the response signal according to the content of the response signal, the present invention prohibits

that one of the ACK and the NACK is transmitted with a transmission power of relative larger power more than actually required , and reduces unnecessary power consumption.

As mentioned above, if the transmission power of the ACK signal is  
5 same that of the NACK signal when the ACK/NACK signals are transmitted in the automatic repeat request (ARQ) system, the ACK/NACK signals should be transmitted with a larger one among the required transmission power of the ACK signal and the required transmission power of NACK signal when the required transmission powers are different to each other. To the contrary,  
10 according to the present invention, since the ACK/NACK signals can be transmitted with required transmission power in accordance with transmission power required in each signal by differently adjusting the transmission powers of the ACK signal and the NACK signal, the power consumption required in the transmission of the ACK/NACK signals can be reduced.

15 The foregoing embodiments and advantages are merely exemplary and are not to be construed as limiting the present invention. The present teaching can be readily applied to other types of apparatuses. The description of the present invention is intended to be illustrative, and not to limit the scope of the claims. Many alternatives, modifications, and variations will  
20 be apparent to those skilled in the art. In the claims, means-plus-function clauses are intended to cover the structures described herein as performing the recited function and not only structural equivalents but also equivalent structures.

THE CLAIMS DEFINING THE INVENTION ARE AS FOLLOWS:

1. A method of transmitting two acknowledgement signals for received data packets including:

transmitting an acknowledgement (ACK) signal with a first prescribed power level difference from a reference power level; and

transmitting a negative acknowledgement (NACK) signal with a second prescribed power level difference from the reference power level, wherein the first prescribed power level difference and the second prescribed power level difference are different from each other.

2. The method of claim 1, wherein transmission power levels of the two acknowledgement signals are determined based on a threshold value which is shifted from said reference power level to a direction of the power level of one of the two acknowledgement signals.

3. The method of claim 2, wherein the ACK signal is indicative of non-erroneous reception of a packet data and the NACK signal is indicative of erroneous reception of the packet data and said one of the two acknowledgement signals is ACK signal.

4. The method of claim 3, wherein the difference of the power level of an ACK signal and the threshold value is based on a probability of occurring an erroneous determination of the ACK signal as the other signal.

5. The method of claim 3, the difference of the power level of a NACK signal and the threshold value is based on a probability of occurring an erroneous determination of the NACK signal as the other signal.

6. The method of claim 3, wherein the difference of the power level of an ACK signal and the threshold value is less than the difference of the power level of a NACK signal and a threshold.

7. The method of claim 6, wherein the power level of a NACK signal is less than one half of the power level of an ACK signal.

8. The method of claim 2, wherein the threshold value is based on a probability of occurring an erroneous determination of no acknowledgement to one of the two acknowledgement signals.

9. The method of claim 1, wherein the reference power level is indicative of discontinuous transmission (DTX).

10. The method of claim 9, wherein the second prescribed power level difference is less than one half of the first prescribed power level difference.

11. An apparatus including:  
a receiver for receiving data packets;  
a transmitter for transmitting an ACK signal having a first power level and for transmitting a NACK signal having a second power level, wherein the second level is different from the first level.

12. The apparatus of claim 11, wherein the first power level is substantially equal to a required power level for avoiding a probability of an erroneous determination of the ACK signal as the NACK signal.

13. The apparatus of claim 11, wherein the second power level is substantially equal to a required power level for avoiding a probability of an erroneous determination of the NACK signal as the ACK signal.

14. A method of transmitting at least one acknowledgement signal using automatic repeat request (ARQ), including:

transmitting an acknowledgement (ACK) signal with a first prescribed power level difference from a reference power level ; and

transmitting a negative acknowledgement (NACK) signal with a second prescribed power level difference from the reference power level, wherein the first



prescribed power level difference and the second prescribed power level difference are assigned independently.

15. The method of claim 14, wherein the ACK signal is determined based on a threshold value.

5 16. The method of claim 15, wherein the threshold value is relatively greater than the reference power level.

17. The method of claim 15, wherein the threshold value is based on a probability of avoiding an erroneous determination of discontinuous transmission (DTX) to one of the ACK and NACK signals.

10 18. The method of claim 14, wherein the ACK signal is indicative of non-erroneous reception of a packet data and the NACK signal is indicative of erroneous reception of the packet data.

19. The method of claim 14, wherein second prescribed power level difference is at least one half of the first prescribed power level difference.

15 20. The method of claim 19, wherein the second prescribed power level difference is less than one half of the first prescribed power level difference.

21. The method of claim 14, wherein the reference power level is indicative of discontinuous transmission (DTX).

20 22. The method of claim 18, wherein the first prescribed power level difference is based on a probability of avoiding an erroneous determination of the ACK signal as the NACK signal.

23. The method of claim 18, wherein the second prescribed power level difference is based on a probability of avoiding an erroneous determination of the NACK signal as the ACK signal.

24. An apparatus including:  
means for receiving data;  
means for transmitting an ACK signal having a first power level; and  
means for transmitting a NACK signal having a second power level,  
5 wherein the second power level is not based on the first power level.

25. The apparatus of claim 24, wherein the first power level is substantially equal to the required power level for avoiding a probability of an erroneous determination of the ACK signal as the NACK signal.

26. The apparatus of claim 24, wherein the second power level is substantially  
10 equal to a required power level for avoiding a probability of an erroneous determination of the NACK signal as the ACK signal.

27. A method of avoiding error in a device using an ACK signal and a NACK signal based on automatic repeat request, including:

15 determining a required ACK signal power level to avoid a probability of erroneous determination of the ACK signal as the NACK signal;

determining an actual ACK transmission power of the device based on the required ACK power level;

determining a required NACK signal power level to avoid a probability of erroneous determination of the NACK signal as the ACK signal;

20 and determining an actual NACK transmission power of the device, wherein the actual NACK transmission power is independent of the actual ACK transmission power.

28. A method of transmitting ACK/NACK radio signal in a radio communication system including:

25 transmitting ACK signal with a first prescribed power level difference from a reference power level; and

transmitting NACK signal with a second prescribed power level difference from the reference power level, wherein the first prescribed power level difference and the second prescribed power level difference are different from each other.

29. The method of claim 28, wherein the transmission power levels of the ACK and NACK signals are determined based on a threshold power level which is shifted from said reference power level to a direction of the power level of the ACK signal.

5 30. The method of claim 29, wherein the difference of the power level of an ACK signal and the threshold power level is based on a probability of occurring an erroneous determination of the ACK signal.

31. The method of claim 29, wherein the difference of the power level of a NACK signal and the threshold power level is based on a probability of occurring  
10 an erroneous determination of the NACK signal.

32. The method of claim 28, wherein the absolute power level of a NACK signal is less than one half of the absolute power level of an ACK signal.

33. A method of transmitting an ACK/NACK signal in a communication system including:

15 transmitting an acknowledgment (ACK) signal at a first power if data is received successfully; and

transmitting a negative acknowledgment (NACK) signal at a second power if data is not received successfully,

wherein the first power and the second power are assigned  
20 independently.

34. The method of claim 33, wherein received successfully means decoded successfully without error.

35. The method of claim 33, wherein the first power is greater than the second power or the second power is greater than the first power.

25 36. The method of claim 33, wherein the ACK/NACK signal is transmitted with a first power offset for acknowledgement and a second power offset for negative acknowledgement relative to an uplink DPCCH.

37. A method of controlling a transmission power of an ACK/NACK signal in a wireless communications system having a transmitter and a receiver, the method including:

obtaining a threshold power level for deciding a response signal between  
5 ACK and NACK in which the probability of DTX\_ACK error occurrence is below a first value;

obtaining a required transmission power for ACK in which the probability of an ACK\_NACK error occurrence is below a second value based on the obtained threshold power level; and

10 obtaining a required transmission power for NACK in which the probability of an NACK\_ACK error occurrence is below a third value based on the obtained threshold power level.

38. The method of claim 37, wherein the DTX\_ACK error occurrence refers to erroneously determining receipt of an ACK signal even though the receiver  
15 actually transmitted no response signal.

39. The method of claim 37, wherein the ACK\_NACK error occurrence refers to erroneously determining receipt of a NACK signal even though the receiver actually transmitted an ACK signal.

40. The method of claim 37, wherein the NACK\_ACK error occurrence refers  
20 to erroneously determining receipt of an ACK signal even though the receiver actually transmitted a NACK signal.

41. A method of controlling a transmission power of an ACK/NACK signal in a wireless communications system having a transmitter and a receiver, the method including:

25 determining a threshold value that satisfies a probability of erroneous decoding of DTX to ACK;

determining an ACK transmission power that satisfies the probability of erroneous decoding of ACK to NACK based on the determined threshold value; and

determining a NACK transmission power that satisfies the probability of erroneous decoding of NACK to ACK based on the determined threshold value.

42. A method of transmitting a Hybrid Automatic Repeat Request (HARQ) acknowledgement signal in a High-Speed Downlink Packet Access (HSDPA) system, the method including the steps of:

receiving packet data from a base station;

determining a parameter of a High Speed Dedicated Physical Control Channel (HS-DPCCH) depending upon whether the packet data is received successfully or unsuccessfully;

wherein the parameter of the HS-DPCCH represents a transmission power relationship between the HS-DPCCH and a Dedicated Physical Control Channel (DPCCH); and

transmitting the HARQ acknowledgement signal to the base station with a certain power which is adjusted by the determined parameter of the HS-DPCCH.

43. The method of claim 42, wherein the parameter of the HS-DPCCH is a power offset value of ACK when the packet data is received successfully.

44. The method of claim 42, wherein the parameter of the HS-DPCCH is a power offset value of NACK when the packet data is received unsuccessfully.

45. The method of claim 42, wherein the parameter of the HS-DPCCH is set by higher layers.

46. The method of claim 42, wherein the parameter of the HS-DPCCH represents a relationship of transmission power between the HS-DPCCH and the DPCCH.

47. The method of claim 46, wherein the parameter of the HS-DPCCH is an amplitude ratio.

48. The method of claim 42, wherein the certain power of the HARQ acknowledgement signal is obtained by adjusting a gain factor.

49. The method of claim 48, wherein the gain factor is calculated based on the parameter of the HS-DPCCH.

50. The method of claim 42, wherein received successfully means decoded successfully without error.

5 51. A method of transmitting a HARQ acknowledgement signal in a HSDPA system, the method including the steps of:

checking whether packet data is successfully received or unsuccessfully received from a base station;

10 determining a power gain of HS-DPCCH using a power offset\_ACK when an ACK signal is needed to be transmitted as the HARQ acknowledgement signal from the mobile station, if the packet data is successfully received as a result of the checking step;

15 determining a power gain of HS-DPCCH using a power offset\_NACK when an NACK signal is needed to be transmitted as the HARQ acknowledgement signal from the mobile station, if the packet data is unsuccessfully received as a result of the checking step;

wherein the power gain of HS-DPCCH is related to a power level of HS-DPCCH and a power level of DPCCH; and

20 transmitting the HARQ acknowledgement signal with a certain power to the base station using the determined power gain of HS-DPCCH.

52. The method of claim 51, wherein the power gain of the HS-DPCCH is set by higher layers.

53. The method of claim 51, wherein the power gain of the HS-DPCCH is an amplitude ratio.

25 54. The method of claim 51, wherein the certain power of the HARQ acknowledgement signal is obtained by adjusting a gain factor.

55. The method of claim 54, wherein the gain factor is calculated based on the parameter of the HS-DPCCH.

56. The method of claim 51, wherein the HARQ acknowledgement signal is transmitted in one slot.

57. A method of transmitting a HARQ acknowledgement signal in a HSDPA system, the method including the steps of:

5 checking whether packet data is successfully received or unsuccessfully received from a base station;

determining a relative power offset of HS-DPCCH between the DPCCH and the HS-DPCCH, wherein the relative power offset of HS-DPCCH is equal to a power offset of an ACK signal that needs to be transmitted as the HARQ  
10 acknowledgement signal from the mobile station, if the packet data is successfully received as a result of the checking step;

determining a relative power offset of HS-DPCCH between the DPCCH and the HS-DPCCH, wherein the relative power offset of HS-DPCCH is equal to a power offset of an NACK signal that needs to be transmitted as the HARQ  
15 acknowledgement signal from the mobile station, if the packet data is unsuccessfully received as a result of the checking step; and

transmitting the HARQ acknowledgement signal with a certain power to the base station using the determined relative power offset of HS-DPCCH.

58. The method of claim 57, wherein the relative power offset of the HS-DPCCH is set by higher layers.  
20

59. The method of claim 57, wherein the relative power offset of the HS-DPCCH is an amplitude ratio.

60. The method of claim 57, wherein the certain power of the HARQ acknowledgement signal is obtained by adjusting a gain factor.

25 61. The method of claim 60, wherein the gain factor is calculated based on the relative power offset of the HS-DPCCH.

62. A method of transmitting two acknowledgment signals substantially as hereinbefore described with reference to Figures 2 and 3 of the accompanying drawings.

5 63. An apparatus substantially as hereinbefore described with reference to Figures 2 and 3 of the accompanying drawings.

64. A method of transmitting at least one acknowledgement signal using automatic repeat request substantially as hereinbefore described with reference to Figures 2 and 3 of the accompanying drawings.

10 65. A method of avoiding error in a device using an ACK signal and a NACK signal based on automatic repeat request substantially as hereinbefore described with reference to Figures 2 and 3 of the accompanying drawings.

66. A method of transmitting ACK/NACK radio signal in a radio communication system substantially as hereinbefore described with reference to Figures 2 and 3 of the accompanying drawings.

15 67. A method of controlling a transmission power of an ACK/NACK signal in a wireless communications system having a transmitter and a receiver substantially as hereinbefore described with reference to Figures 2 and 3 of the accompanying drawings.

20 68. A method of transmitting a HARQ acknowledgement signal substantially as herein described with reference to Figures 2 and 3 of the accompanying drawings.

**DATED** this 5<sup>th</sup> day of July 2006

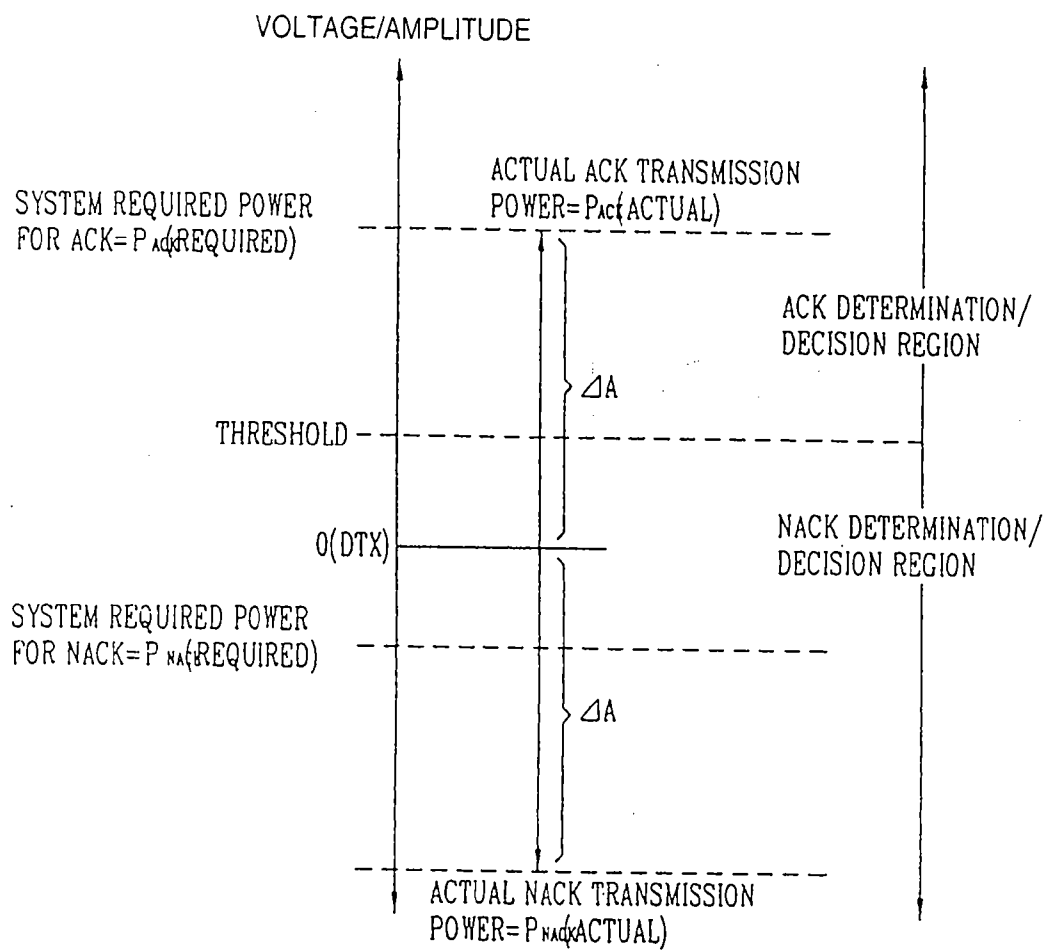
**LG ELECRTONICS INC**

WATERMARK PATENT & TRADE MARK ATTORNEYS  
290 BURWOOD ROAD  
HAWTHORN VICTORIA 3122  
AUSTRALIA

P24306AU00 RLT/MAS/MEH



1/2  
FIG. 1



2/2  
FIG. 2

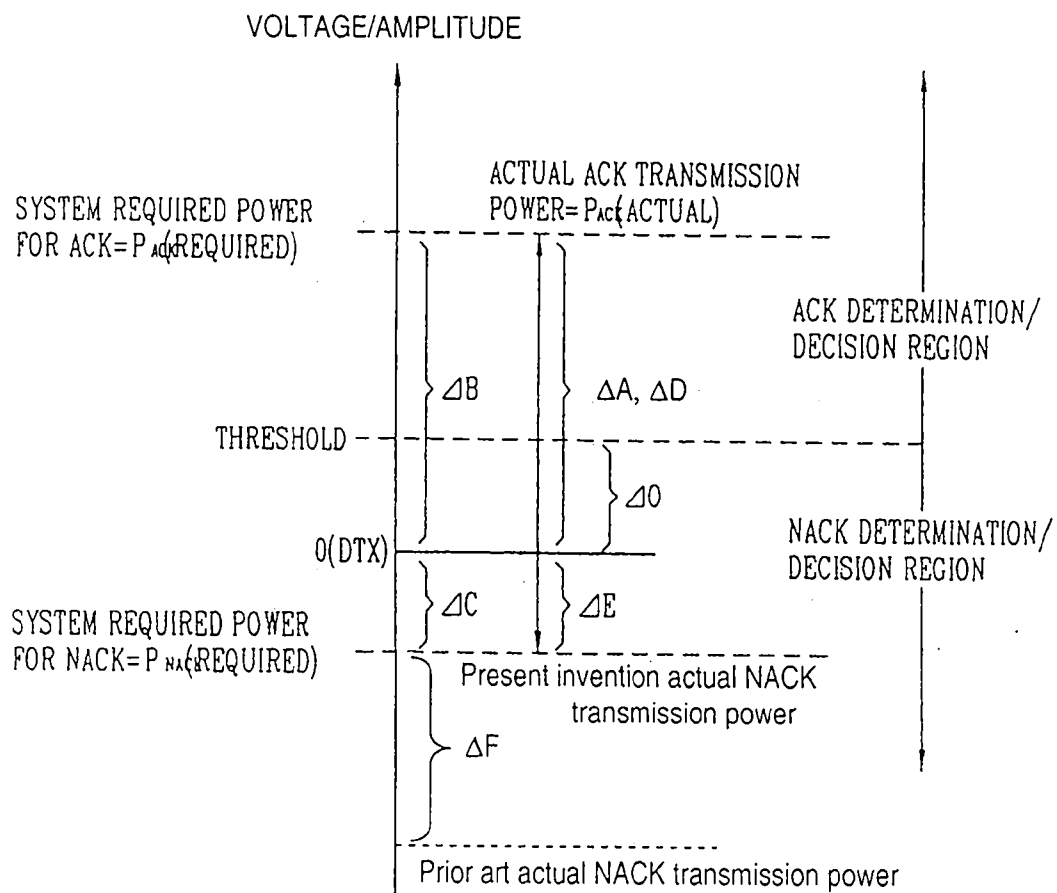


FIG. 3

