



(12) **United States Design Patent**
Wang

(10) **Patent No.:** **US D1,006,331 S**
(45) **Date of Patent:** **** Nov. 28, 2023**

- (54) **HAIR DRYER HOLDER**
- (71) Applicant: **Shenzhen Sogude Technology Co., Ltd.**, Guangdong (CN)
- (72) Inventor: **Zhiqi Wang**, Guangdong (CN)
- (**) Term: **15 Years**

D922,483 S *	6/2021	Liu	D19/78
11,026,508 B1 *	6/2021	Lehoe	B43K 23/001
D936,897 S	11/2021	Zheng	
D941,920 S *	1/2022	Zhang	D19/78
2014/0374552 A1 *	12/2014	Zhong	A47K 5/18 248/205.5

- (21) Appl. No.: **29/825,085**
- (22) Filed: **Jan. 28, 2022**
- (51) **LOC (14) Cl.** **28-03**
- (52) **U.S. Cl.**
USPC **D28/73**
- (58) **Field of Classification Search**
USPC D28/10, 12, 35, 38, 73; D6/512-513,
D6/567, 574; D19/75, 77-78
CPC A45D 2001/002; A45D 2001/004; A45D
20/00; A45D 20/12; A45D 20/14; A45D
2020/126; A47G 29/08
See application file for complete search history.

OTHER PUBLICATIONS

Daoya Hair Dryer Holder, first available Dec. 15, 2021 on amazon.com, retrieved from: https://www.amazon.com/DAOYA-Hair-Dryer-Holder-Straightener/dp/B09NNLRMDV/ref=psdc_3610841_t1_B09F2MDRMN.*

Yimerlen Blow Dryer and Straightener Holder, earliest review date Dec. 24, 2021 on amazon.com, retrieved from: https://www.amazon.com/Straightener-Yimerlen-Organizer-Ultifunctional-Straighteners/dp/B09H4BM36S/ref=sr_1_6?crd=2UPCDZUJWWO7M&keywords=yimerlen+hair+dryer+holder&qid=1676495372&prefix=yimerlen+hair+dryer+.*

* cited by examiner

Primary Examiner — Alison M Ofstun
(74) *Attorney, Agent, or Firm* — Che-Yang Chen; Law Office of Michael Chen

(56) **References Cited**

U.S. PATENT DOCUMENTS

D231,947 S *	6/1974	Weber	D3/266
4,446,972 A *	5/1984	Sussman	A47G 29/08 211/60.1
D277,149 S *	1/1985	Hind	D6/682.2
5,743,415 A *	4/1998	Smart	A45D 20/12 248/314
6,318,691 B1 *	11/2001	Toth, Jr.	A45D 20/12 248/314
D494,399 S *	8/2004	Rodriguez	D6/567
D524,146 S *	7/2006	Jolson	D6/567
D584,856 S *	1/2009	Kirschenmann	D28/73
D584,857 S *	1/2009	Kirschenmann	D28/73
D642,736 S *	8/2011	Reidy	D28/18
8,371,314 B1 *	2/2013	Herd	A45D 40/24 132/286
D697,673 S	1/2014	Wright	
D737,072 S *	8/2015	Laumerich	D6/567
D845,550 S *	4/2019	Yang	D28/73

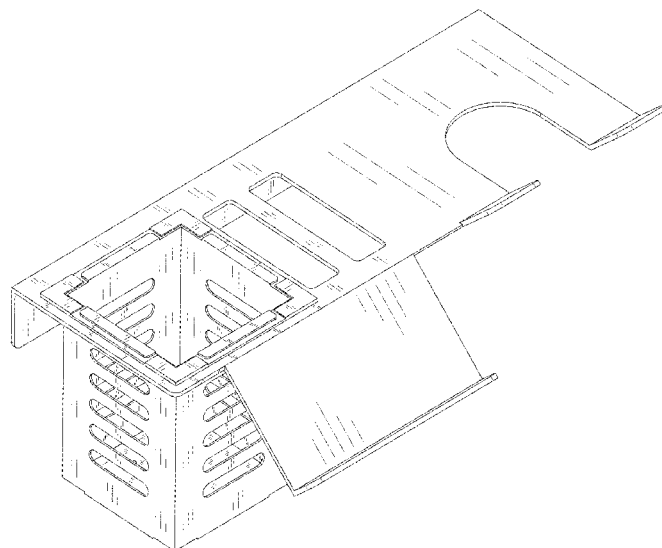
(57) **CLAIM**

The ornamental design for a hair dryer holder, as shown and described.

DESCRIPTION

FIG. 1 is a perspective view of the hair dryer holder showing my new design;
FIG. 2 is a perspective view thereof from another angle;
FIG. 3 is a front elevational view thereof;
FIG. 4 is a rear elevational view thereof;
FIG. 5 is a left side elevational view thereof;
FIG. 6 is a right side elevational view thereof;
FIG. 7 is a top plan view thereof; and,
FIG. 8 is a bottom plan view thereof.

1 Claim, 8 Drawing Sheets



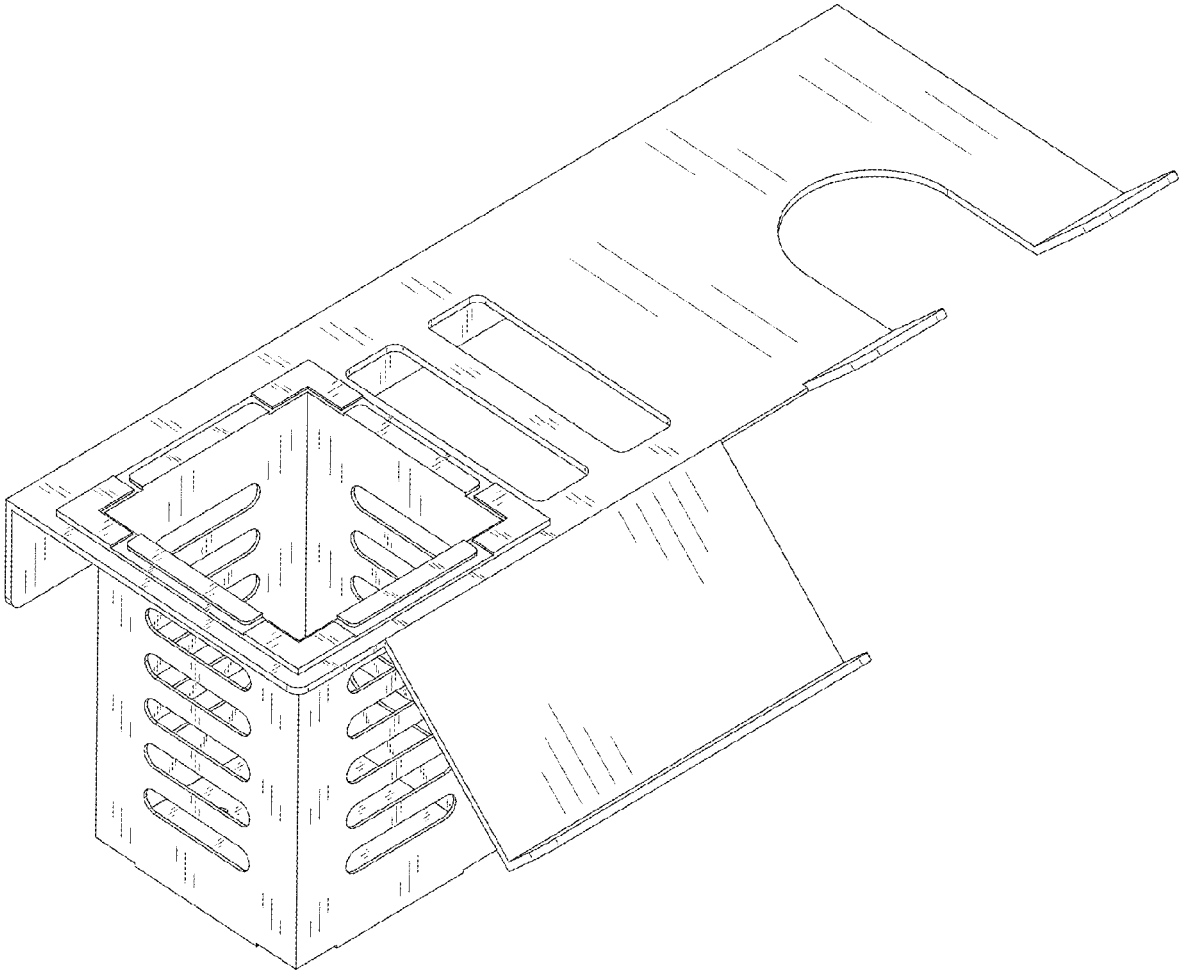


FIG. 1

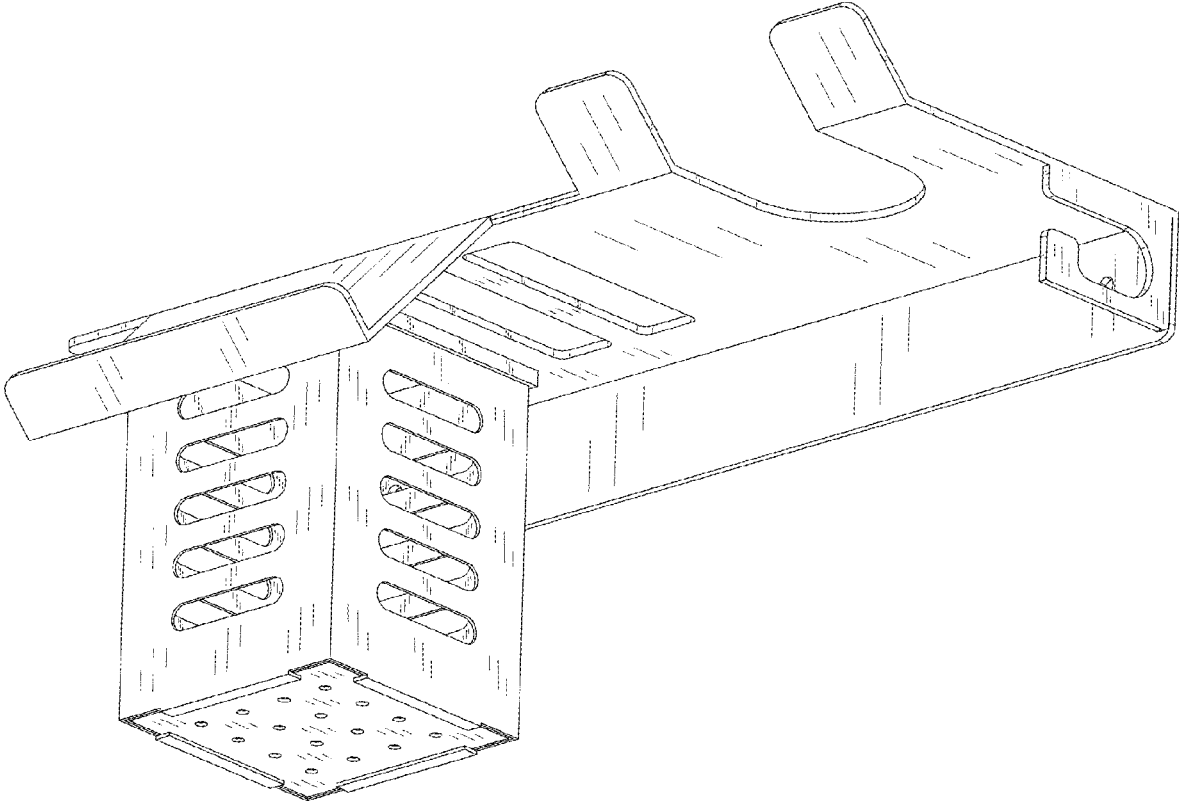


FIG. 2

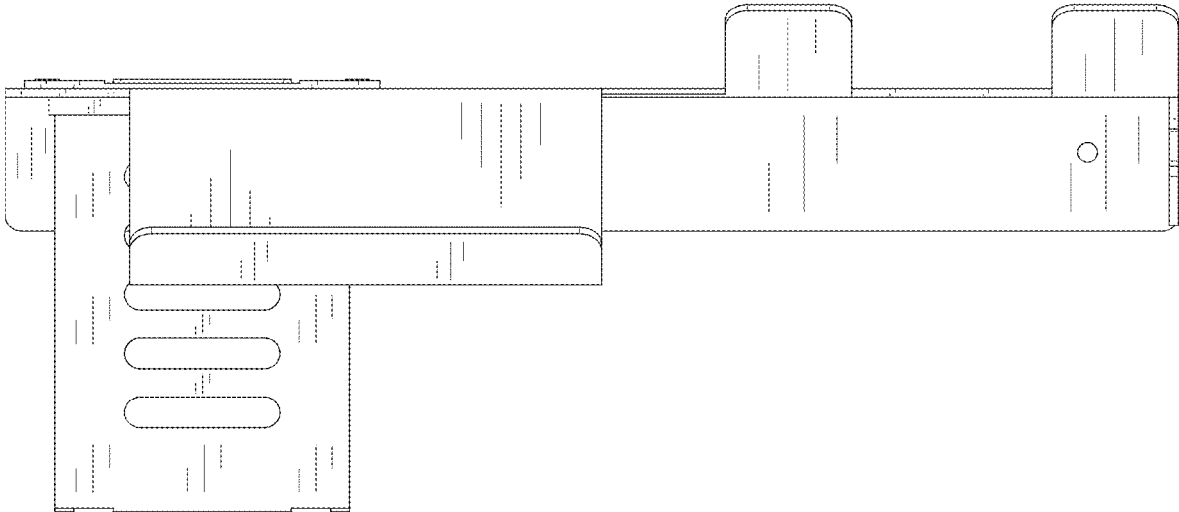


FIG. 3

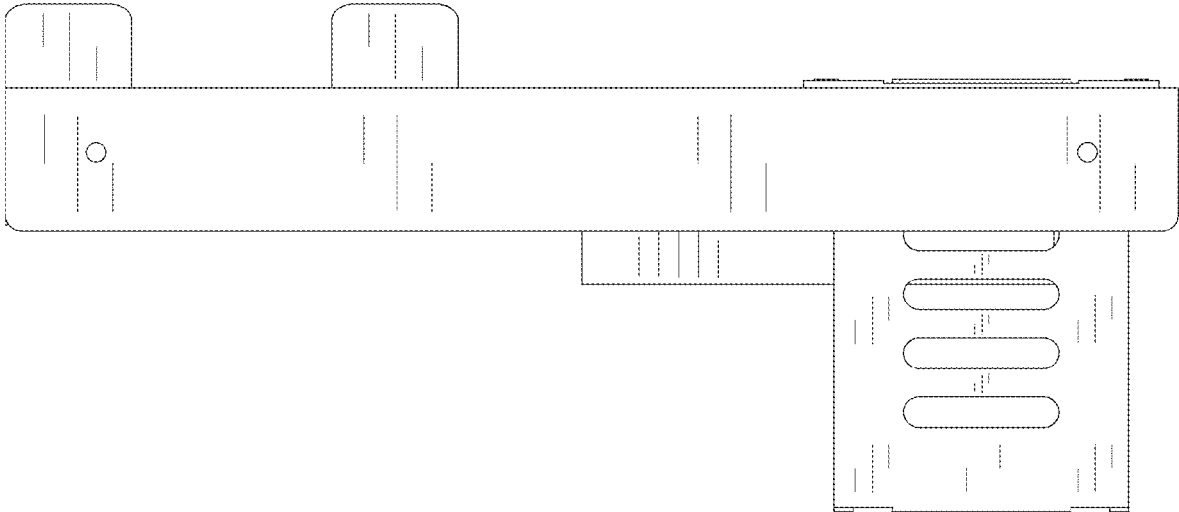


FIG. 4

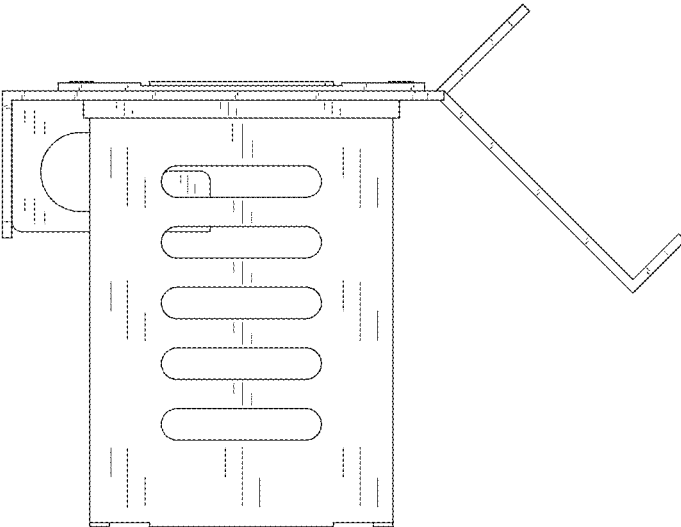


FIG. 5

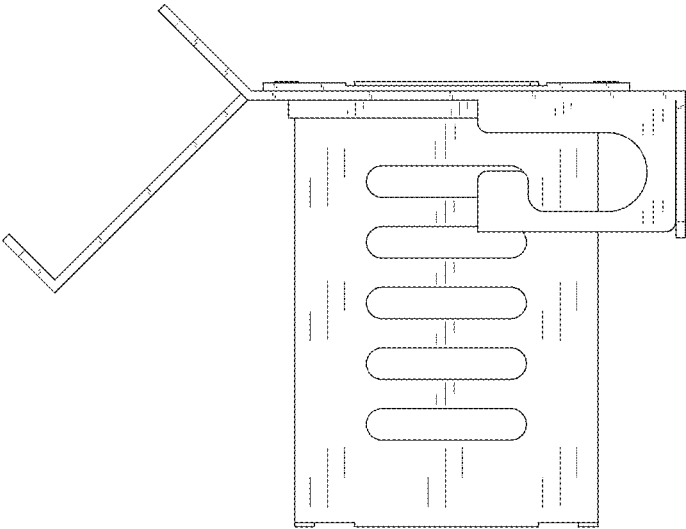


FIG. 6

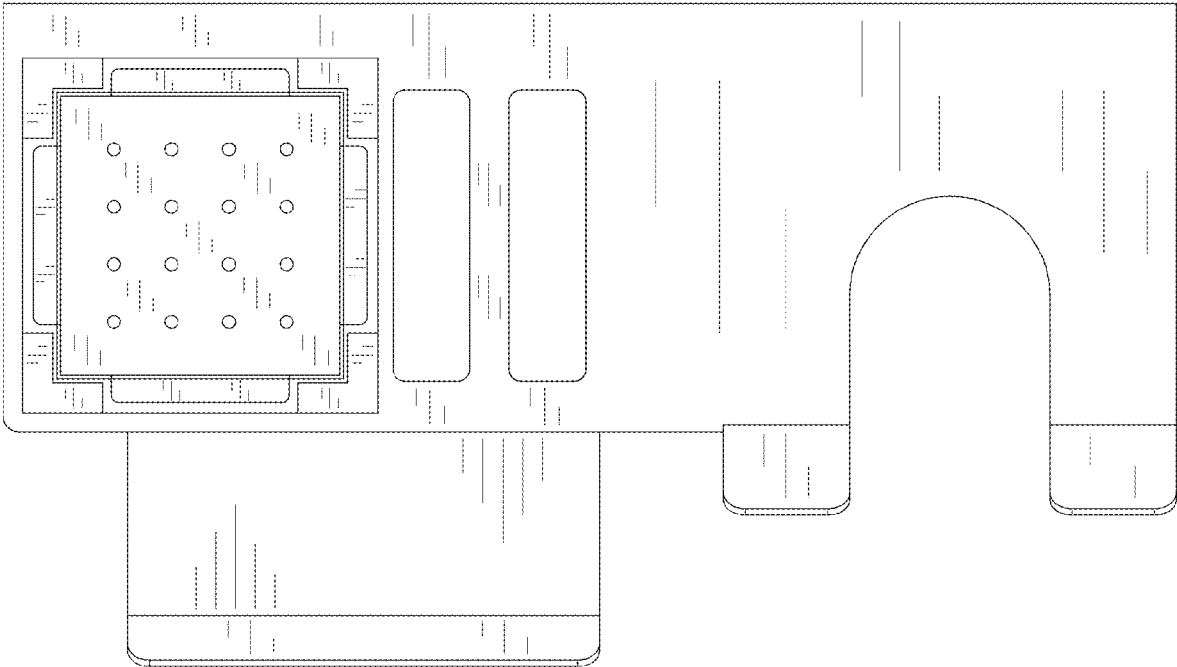


FIG. 7

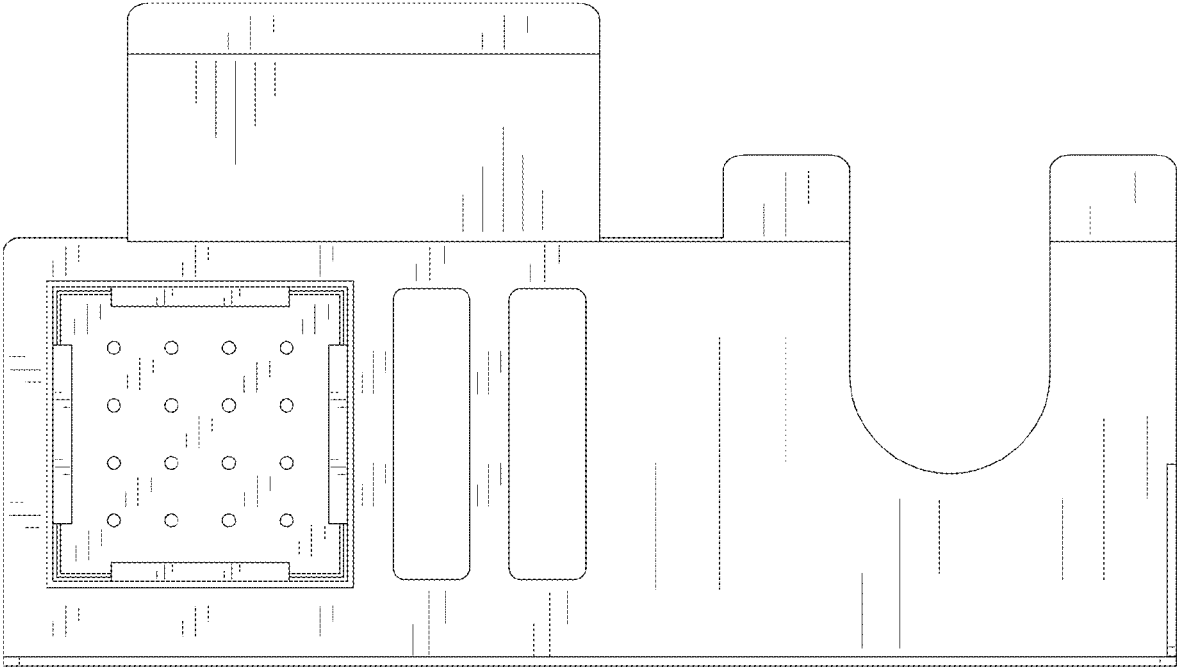


FIG. 8