



US00D725832S

(12) **United States Design Patent**
Coulter

(10) **Patent No.:** **US D725,832 S**

(45) **Date of Patent:** **** *Mar. 31, 2015**

(54) **COMBINED PET BED AND PILLOW WITH ATTACHED BLANKET**

Primary Examiner — Cathy A MacCormac

(74) *Attorney, Agent, or Firm* — Klarquist Sparkman, LLP

(71) Applicant: **Judith Lynn Coulter**, Reno, NV (US)

(72) Inventor: **Judith Lynn Coulter**, Reno, NV (US)

(*) Notice: This patent is subject to a terminal disclaimer.

(**) Term: **14 Years**

(21) Appl. No.: **29/459,289**

(22) Filed: **Jun. 27, 2013**

(51) **LOC (10) Cl.** **30-06**

(52) **U.S. Cl.**
USPC **D30/118**

(58) **Field of Classification Search**
USPC D30/118; 119/28.5; D6/601; D21/520
See application file for complete search history.

(56) **References Cited**

U.S. PATENT DOCUMENTS

2,032,248	A	2/1936	Bins	
D239,395	S *	3/1976	David	D30/118
3,989,008	A	11/1976	Neumann	
D291,334	S *	8/1987	Jensen	D21/520
4,860,689	A	8/1989	Stewart	
4,930,170	A	6/1990	Kobayashi	
5,109,559	A	5/1992	West	
5,144,911	A	9/1992	Moore et al.	
5,357,901	A	10/1994	Batts	
D366,176	S *	1/1996	Gish	D6/601
6,574,810	B2 *	6/2003	Mangiaracina	119/28.5
D504,269	S	4/2005	Faircloth	
D534,692	S *	1/2007	Northrop	D30/118
D563,058	S	2/2008	Lamstein et al.	

(Continued)

FOREIGN PATENT DOCUMENTS

WO WO 2012/112731 8/2012

OTHER PUBLICATIONS

Web pages of dog beds on Etsy.com, 6 pp. downloaded from www.etsy.com on Jun. 4, 2013.

(57) **CLAIM**

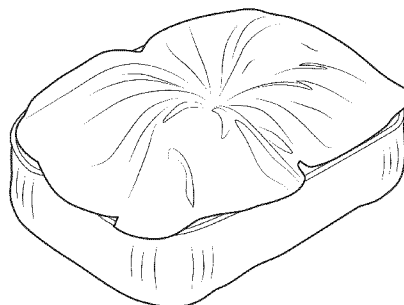

The ornamental design for a combined pet bed and pillow with attached blanket, as shown and described.

DESCRIPTION

FIG. 1 is an exploded top front perspective view of a combined pet bed and pillow with attached blanket;
 FIG. 2 is a top front perspective view thereof;
 FIG. 3 is a top view of FIG. 2;
 FIG. 4 is a left side view of FIG. 2, the right side view is identical to the left side view shown;
 FIG. 5 is a front view of FIG. 2, the rear view is identical to the front view shown;
 FIG. 6 is a top front perspective view of the bed seen in FIG. 1;
 FIG. 7 is a top view of FIG. 6;
 FIG. 8 is a bottom front perspective view of FIG. 6 showing a zipper assembly in an unzipped position to reveal an interior channel in the bed;
 FIG. 9 is a bottom view of FIG. 8;
 FIG. 10 is a bottom view of FIG. 6 showing a zipper assembly in a zipped position;
 FIG. 11 is a top front perspective view of the pillow with attached blanket seen in FIG. 1;
 FIG. 12 is a top view of FIG. 11;
 FIG. 13 is a bottom view of FIG. 11;
 FIG. 14 is a left side view of FIG. 11, the right side view is identical to the left side view shown; and,
 FIG. 15 is a front view of FIG. 11, the rear view is the same as the front view shown.

The broken lines are for illustration only and form no part of the claimed design.

1 Claim, 13 Drawing Sheets



(56)

References Cited

U.S. PATENT DOCUMENTS

7,373,900	B2 *	5/2008	Duncan	119/28.5	D664,303	S *	7/2012	Chauncey et al.	D30/118
D571,055	S *	6/2008	Song	D30/118	8,387,186	B2 *	3/2013	Yu	5/654
D626,701	S *	11/2010	Kostial	D30/118	D691,829	S *	10/2013	Berg	D6/601
D629,164	S *	12/2010	Lamstein et al.	D30/118	2008/0216752	A1	9/2008	Song	
D631,207	S *	1/2011	Shing	D30/118	2013/0167776	A1	7/2013	Schiel et al.	
D661,844	S *	6/2012	Song	D30/118	2013/0284099	A1	10/2013	Oakes, Jr.	
					2014/0190417	A1	7/2014	Lipscomb et al.	
					2014/0230735	A1	8/2014	Coulter	

* cited by examiner




FIG. 1

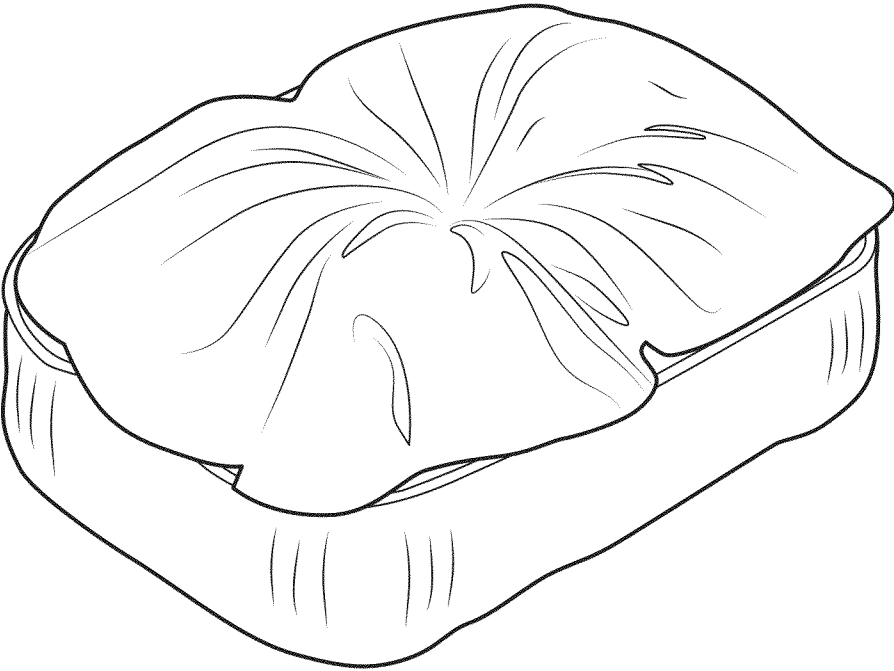


FIG. 2

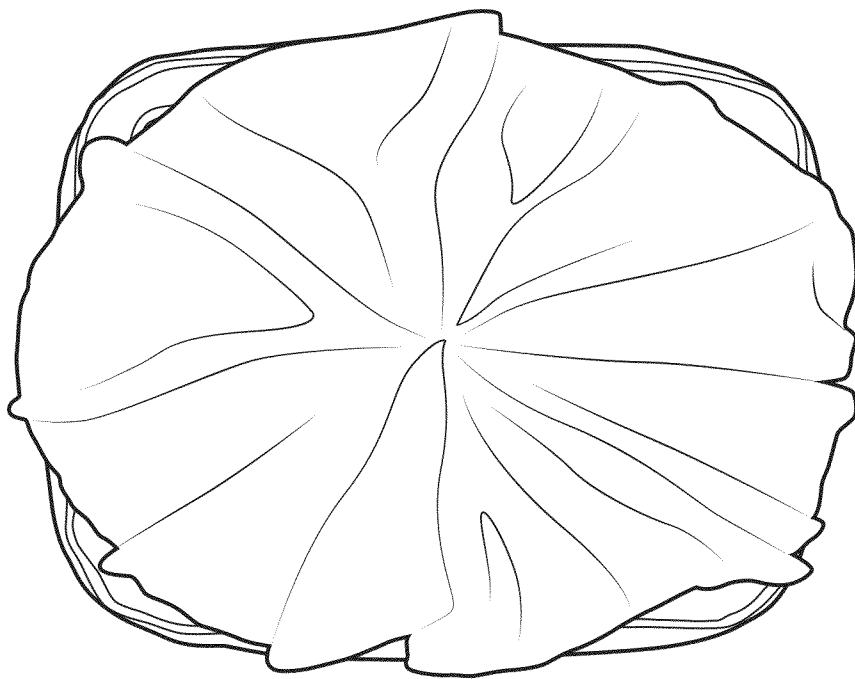


FIG. 3

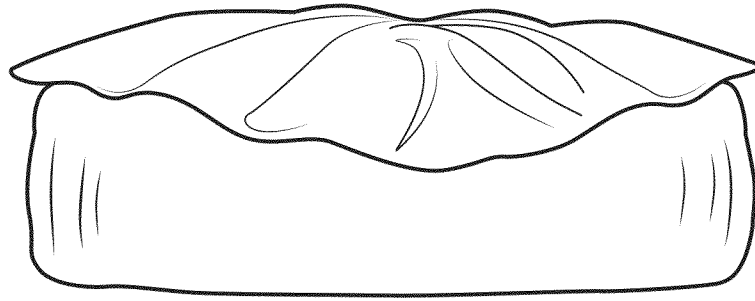


FIG. 4

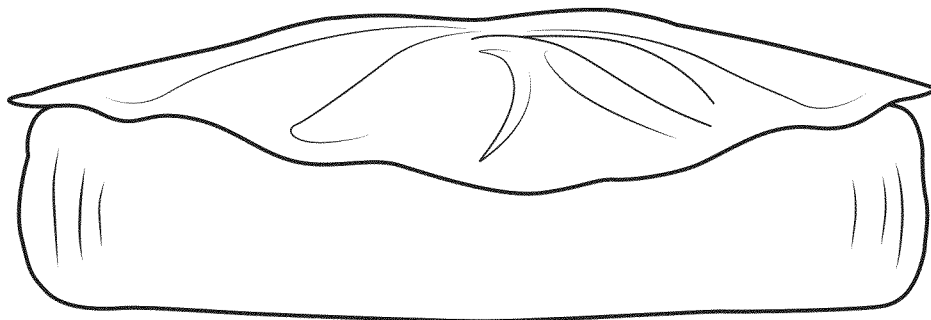


FIG. 5

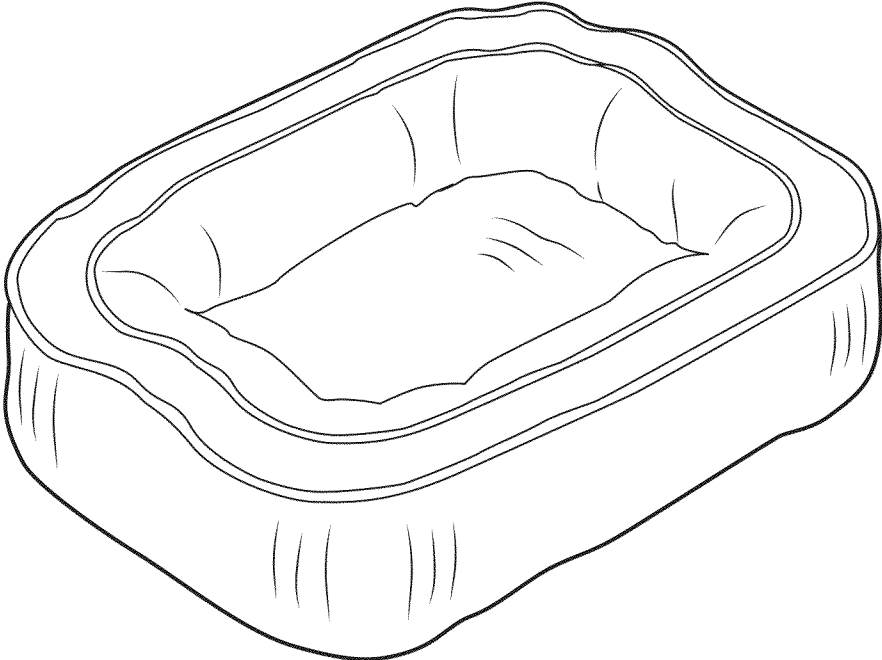


FIG. 6

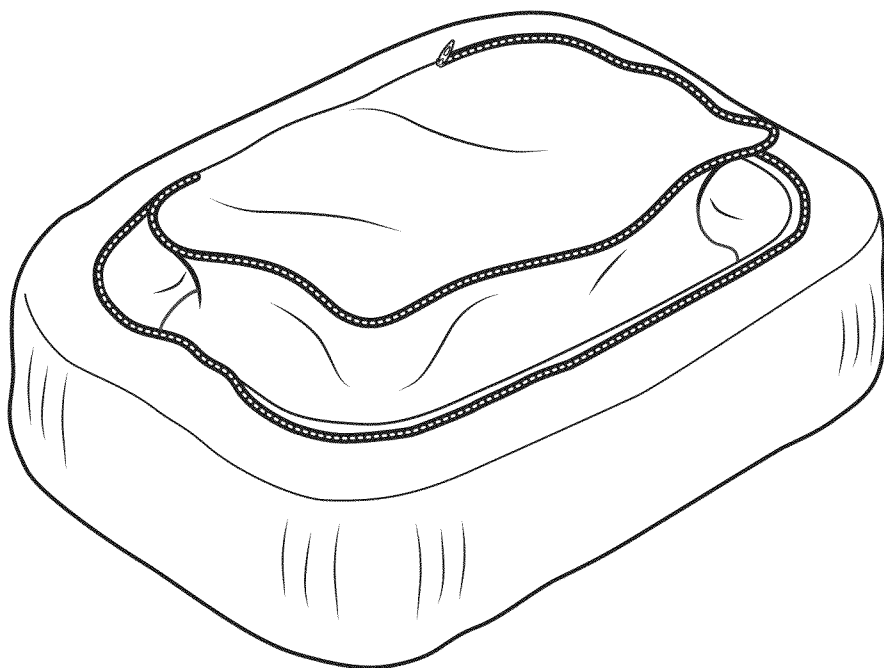


FIG. 7




FIG. 8

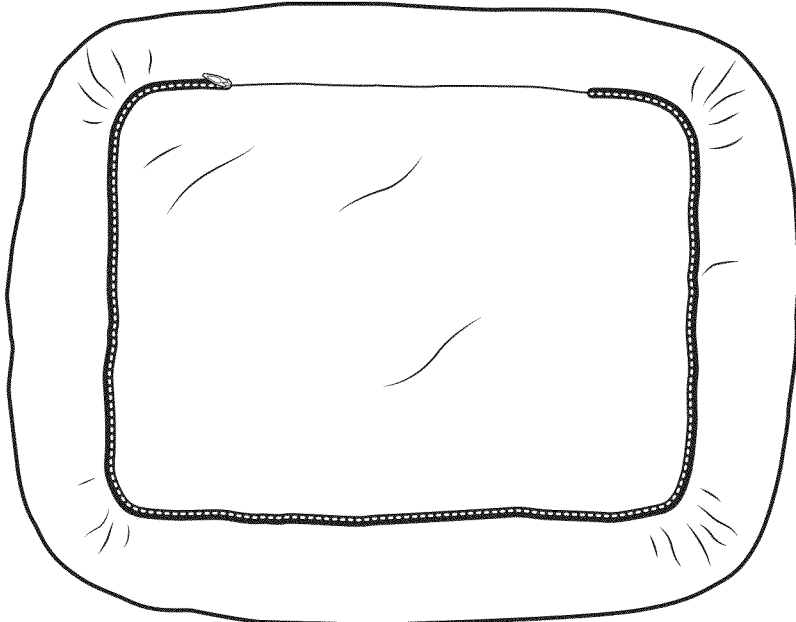


FIG. 9

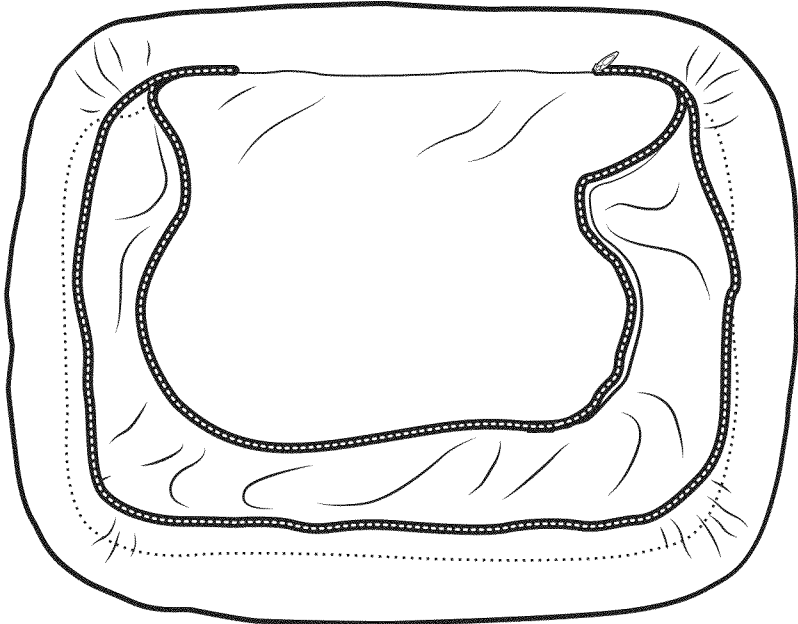


FIG. 10

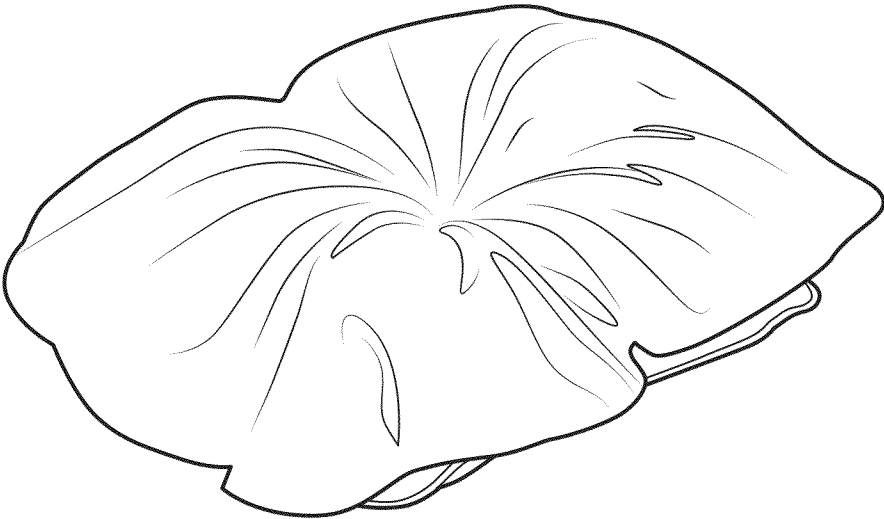


FIG. 11

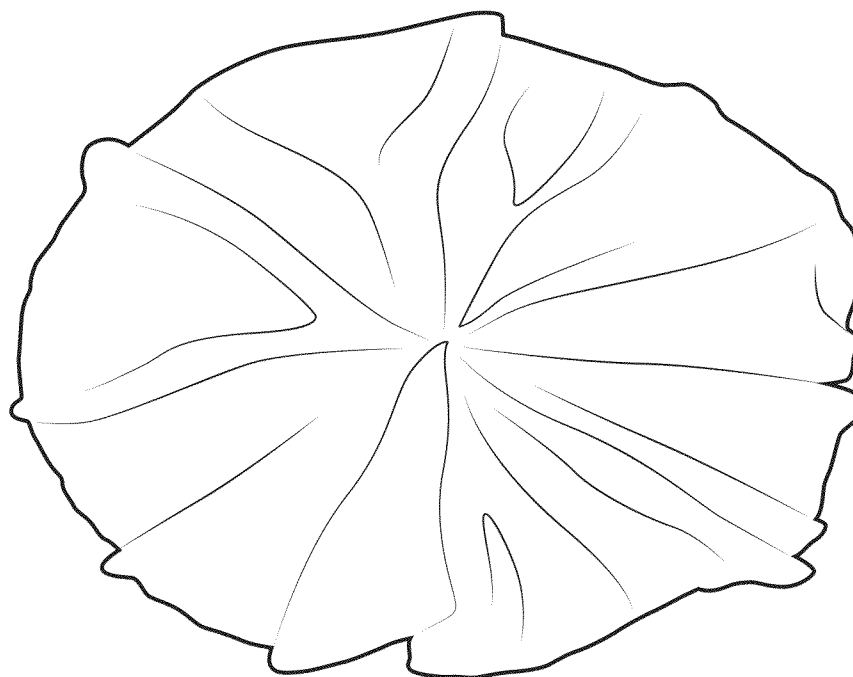


FIG. 12

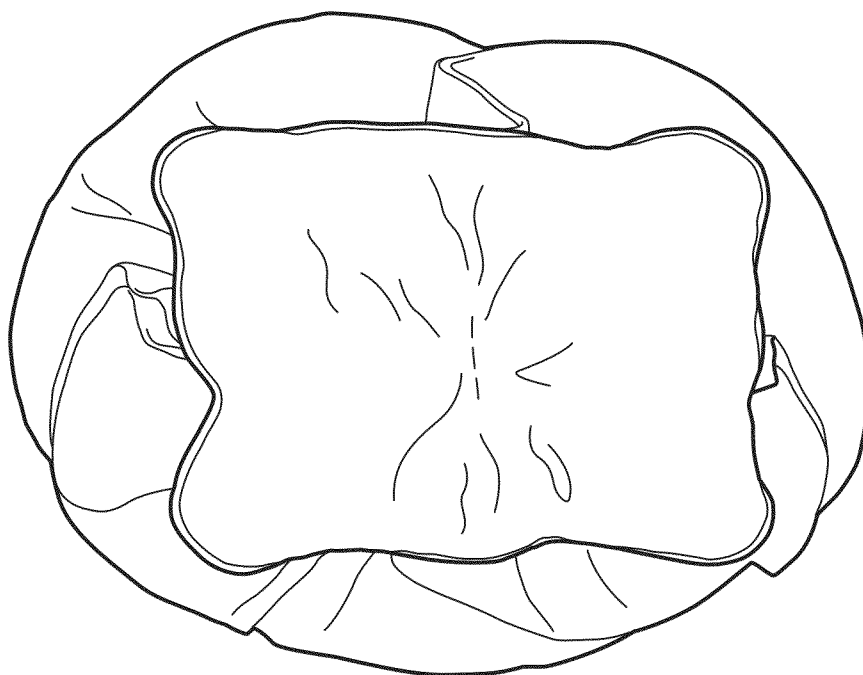


FIG. 13

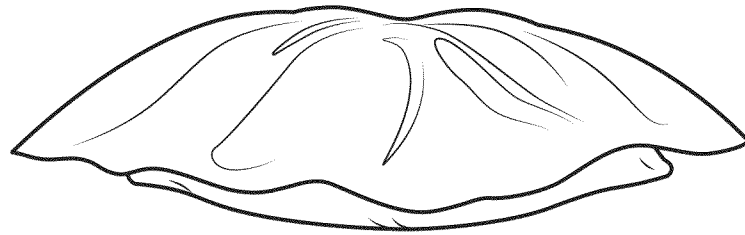


FIG. 14

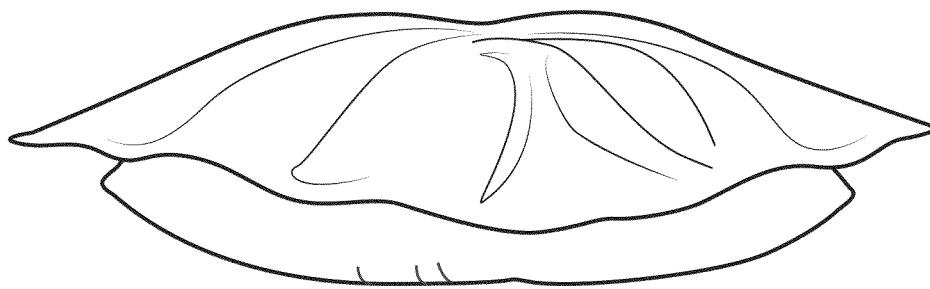


FIG. 15