



US00D559543S

(12) **United States Design Patent** (10) **Patent No.:** **US D559,543 S**  
**Gonzalez** (45) **Date of Patent:** **\*\* Jan. 15, 2008**

(54) **HANDBAG**

(75) Inventor: **Alvaro Gonzalez**, Florence (IT)

(73) Assignee: **J. Choo Limited**, London (GB)

(\*\*) Term: **14 Years**

(21) Appl. No.: **29/271,782**

(22) Filed: **Jan. 26, 2007**

(30) **Foreign Application Priority Data**

Jul. 28, 2006 (EM) ..... 000571591-0015

(51) **LOC (8) Cl.** ..... **03-01**

(52) **U.S. Cl.** ..... **D3/246**

(58) **Field of Classification Search** ..... D3/201,  
D3/205, 230, 231, 233, 247, 251, 232, 234,  
D3/238, 240-246, 303, 318-326, 900, 902;  
150/100, 107-110, 118-120; 190/100, 108-112,  
190/115, 900, 902, 903

See application file for complete search history.

(56) **References Cited**

**U.S. PATENT DOCUMENTS**

D241,782 S \* 10/1976 Casser ..... D3/246

(Continued)

**OTHER PUBLICATIONS**

U.S. Trademark Registration No. 3025360, registered on Dec. 13, 2005.

\* cited by examiner

*Primary Examiner*—Joel A. Sincavage

*Assistant Examiner*—Michelle E Wilson

(74) *Attorney, Agent, or Firm*—Fross Zelnick Lehrman & Zissu, P.C.; Lawrence E. Apolzon, Esq.

(57) **CLAIM**

The ornamental design for handbag, as shown and described.

**DESCRIPTION**

FIG. 1 is a front perspective view of a handbag showing my new handbag design;

FIG. 2 is a front view of the handbag shown in FIG. 1;

FIG. 3 is a rear view of the handbag shown in FIG. 1;

FIG. 4 is a left side view of the handbag shown in FIG. 1, (with the right side view being a mirror image thereof);

FIG. 5 is a top view of the handbag shown in FIG. 1;

FIG. 6 is a bottom view of the handbag shown in FIG. 1;

FIG. 7 is a front perspective view of an alternative embodiment of the handbag shown in FIG. 1;

FIG. 8 is a front view of the alternative embodiment of the handbag shown in FIG. 7;

FIG. 9 is a rear view of the alternative embodiment of the handbag shown in FIG. 7;

FIG. 10 is a left side view of the alternative embodiment of the handbag shown in FIG. 7 (with the right side view being a mirror image thereof);

FIG. 11 is a top view of the alternative embodiment of the handbag shown in FIG. 7;

FIG. 12 is a bottom view of the alternative embodiment of the handbag shown in FIG. 7;

FIG. 13 is front perspective view of another alternative embodiment of the handbag shown in FIG. 1;

FIG. 14 is a front view of the alternative embodiment of the handbag shown in FIG. 13;

FIG. 15 is a rear view of the alternative embodiment of the handbag shown in FIG. 13;

FIG. 16 is a left side view of the alternative embodiment of the handbag shown in FIG. 13 (with the right side view being a mirror image thereof);

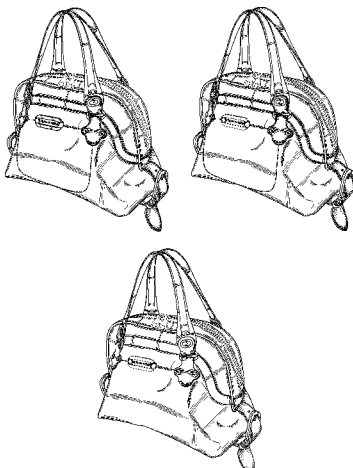
FIG. 17 is a top view of the alternative embodiment of the handbag shown in FIG. 13; and,

FIG. 18 is a bottom view of the alternative embodiment of the handbag show in FIG. 13.

The broken line showing of the central elliptical ring, zipper, zipper track, and zipper pull, is for illustrative purposes only and forms no part of the claimed design.

The dotted lines other than those representing the central elliptical ring, zipper, zipper track, and zipper pull are understood to represent stitching.

**1 Claim, 18 Drawing Sheets**



# US D559,543 S

Page 2

---

U.S. PATENT DOCUMENTS													
D245,645	S	*	8/1977	Casser	.....	D3/243	D502,813	S	*	3/2005	Gonzalez	.....	D3/326
D461,953	S		8/2002	Guyon			D507,882	S	*	8/2005	Gonzalez	.....	D3/326
D492,481	S		7/2004	Hanley			D519,732	S	*	5/2006	Gonzalez	.....	D3/243
D492,482	S		7/2004	Hanley			D527,897	S	*	9/2006	Gonzalez	.....	D3/247
D500,593	S		1/2005	Stulman			D529,281	S	*	10/2006	Gonzalez	.....	D3/243
D501,998	S	*	2/2005	Gonzalez	.....	D3/326	D533,716	S	*	12/2006	Brocart	.....	D3/246
D502,805	S	*	3/2005	Gonzalez	.....	D3/243	D539,032	S	*	3/2007	Guyon	.....	D3/243
							D549,963	S	*	9/2007	Gonzalez	.....	D3/324



FIG. 1




FIG. 2




FIG. 3

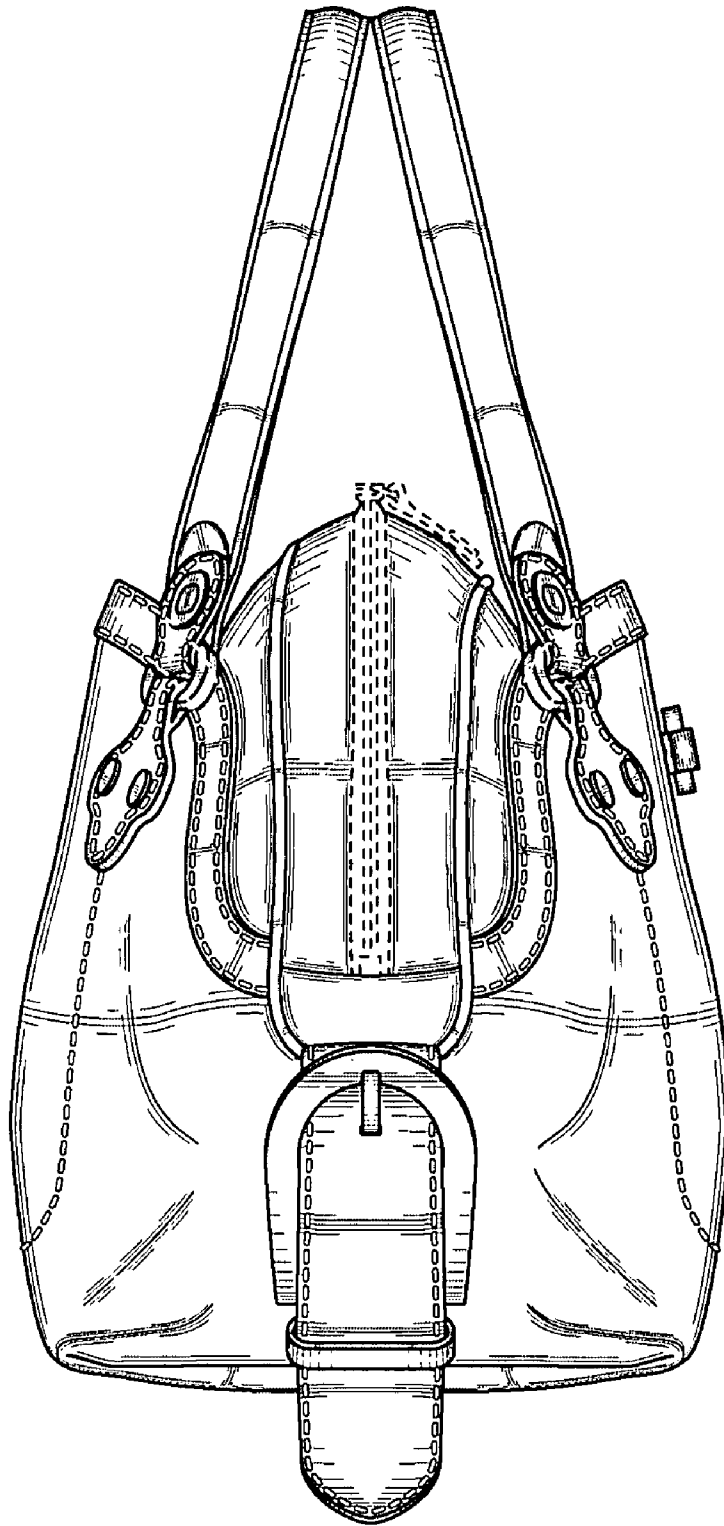


FIG. 4

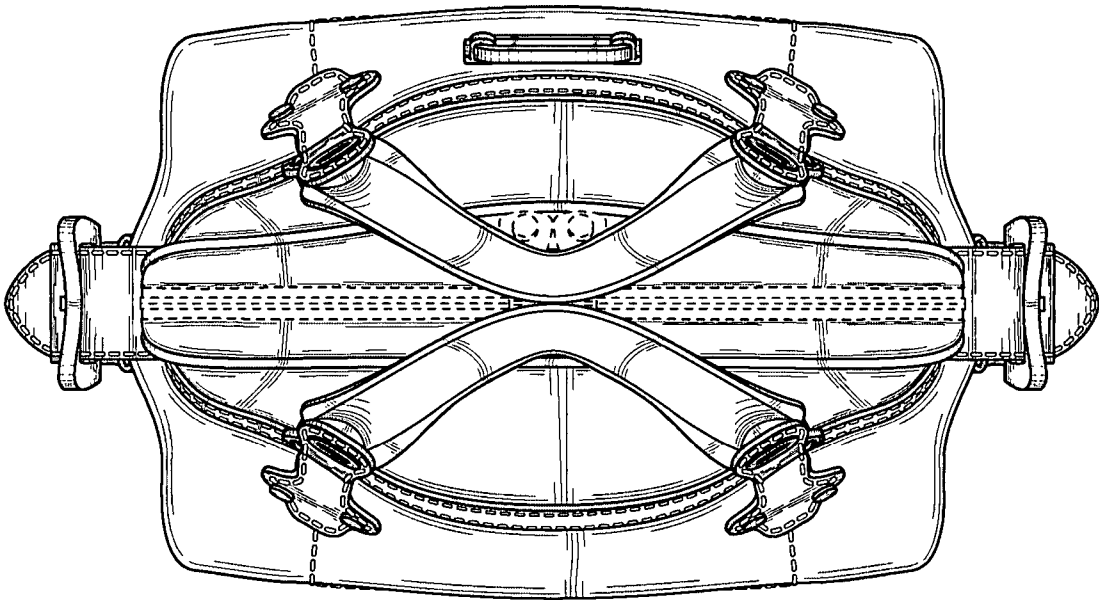


FIG. 5

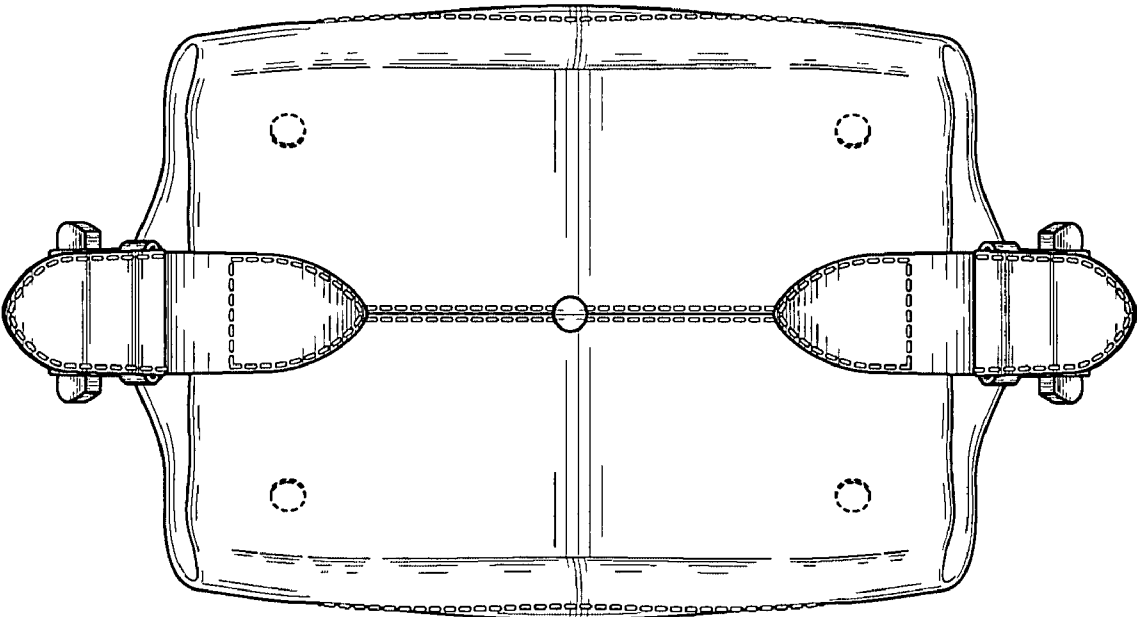


FIG. 6





FIG. 7




FIG. 8




FIG. 9

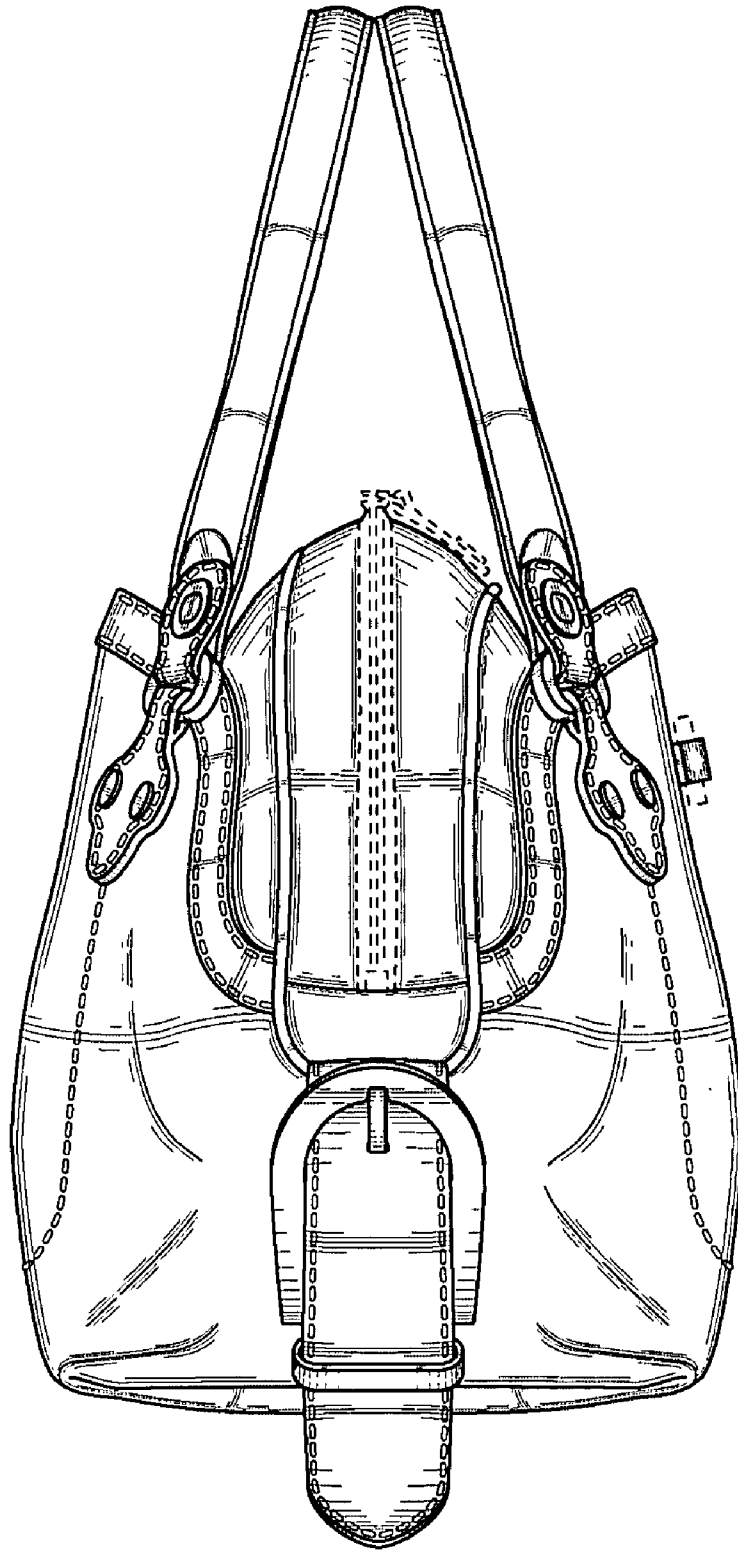


FIG. 10

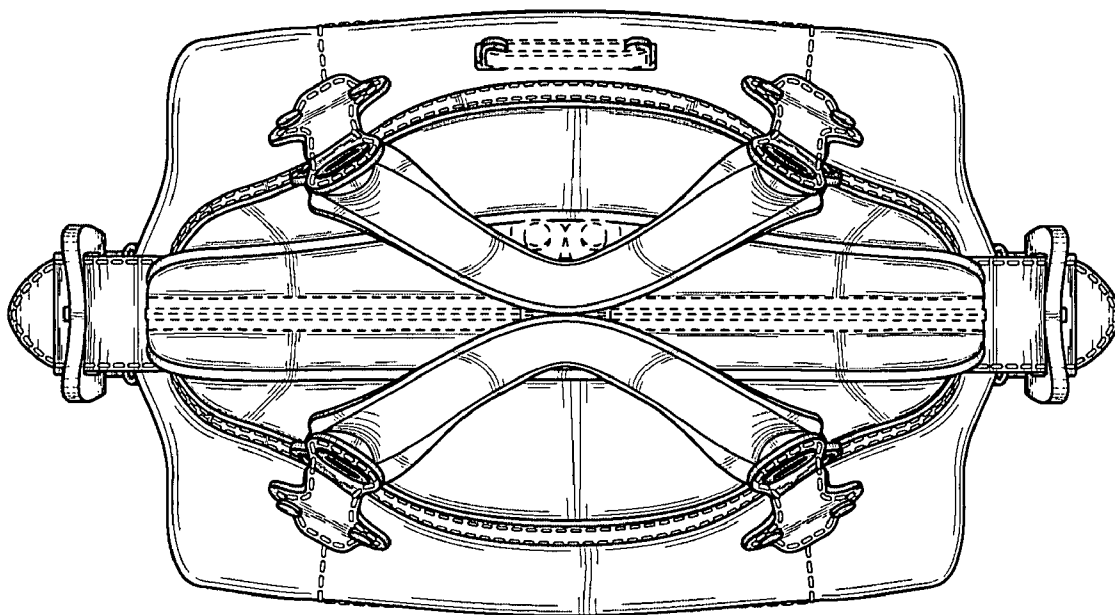


FIG. 11

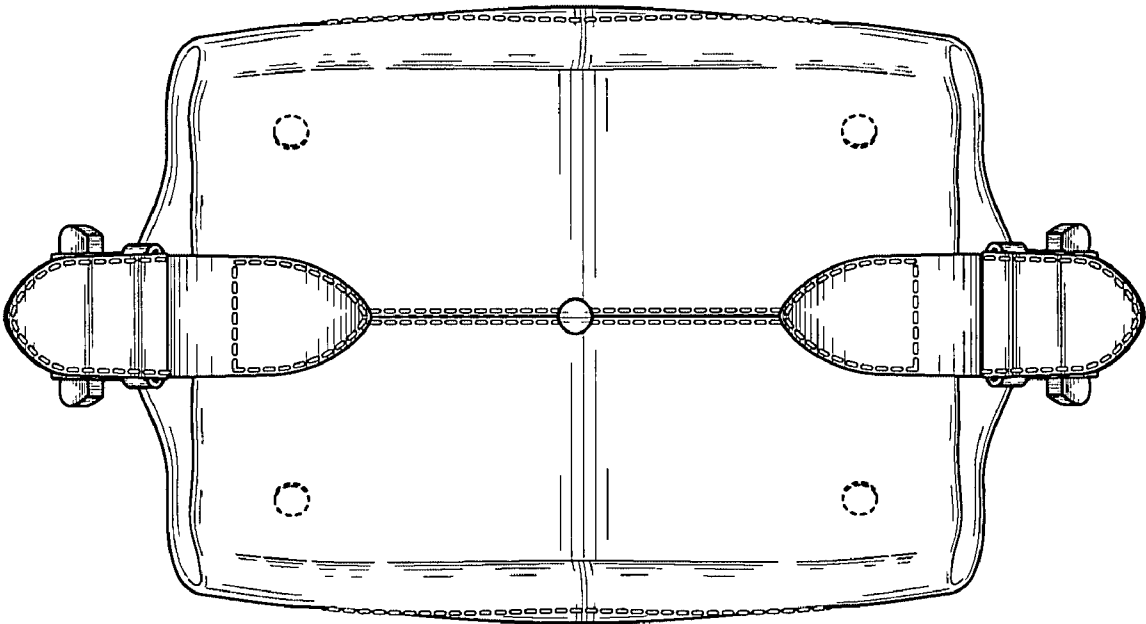


FIG. 12

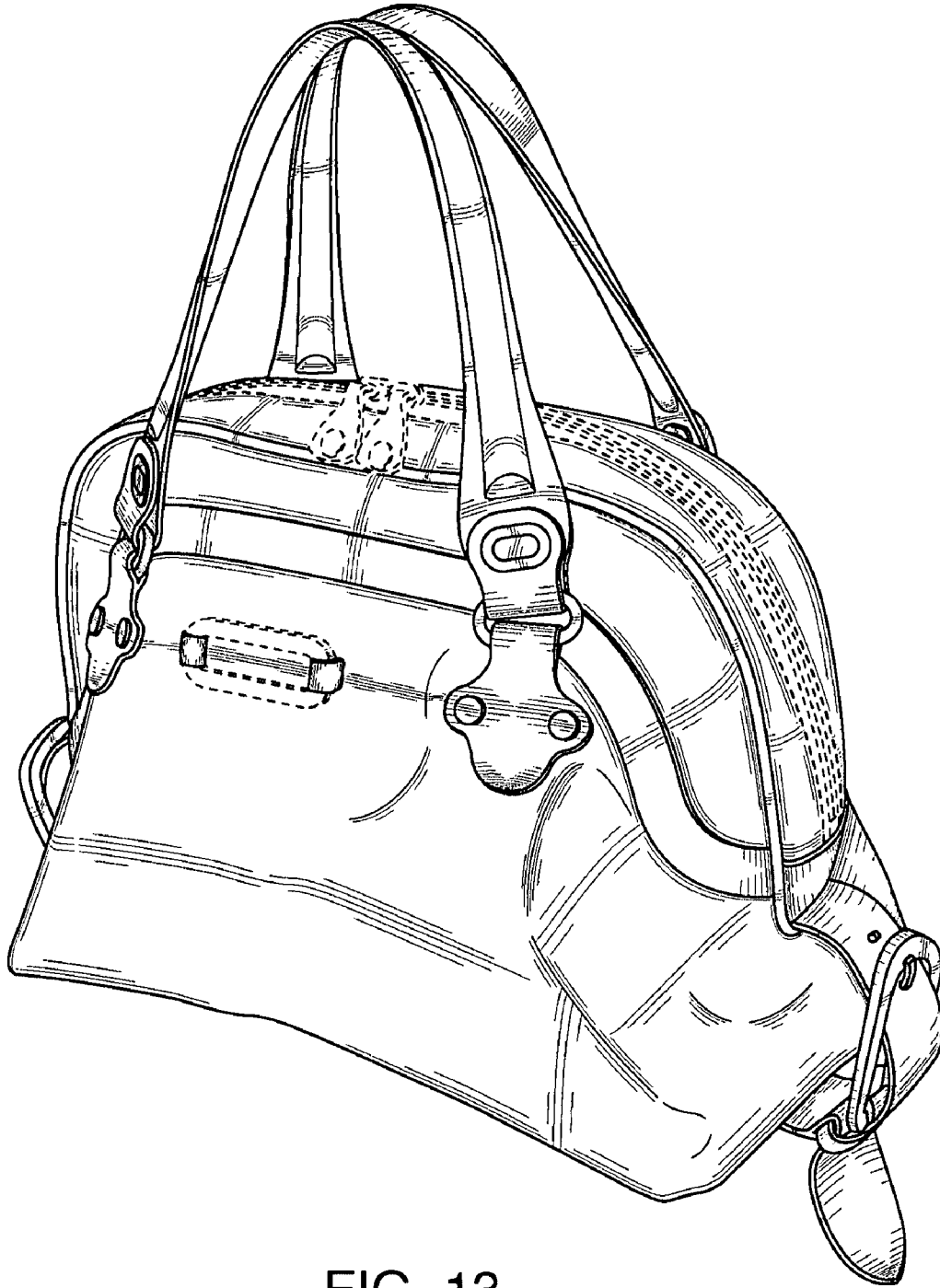


FIG. 13



FIG. 14






FIG. 15

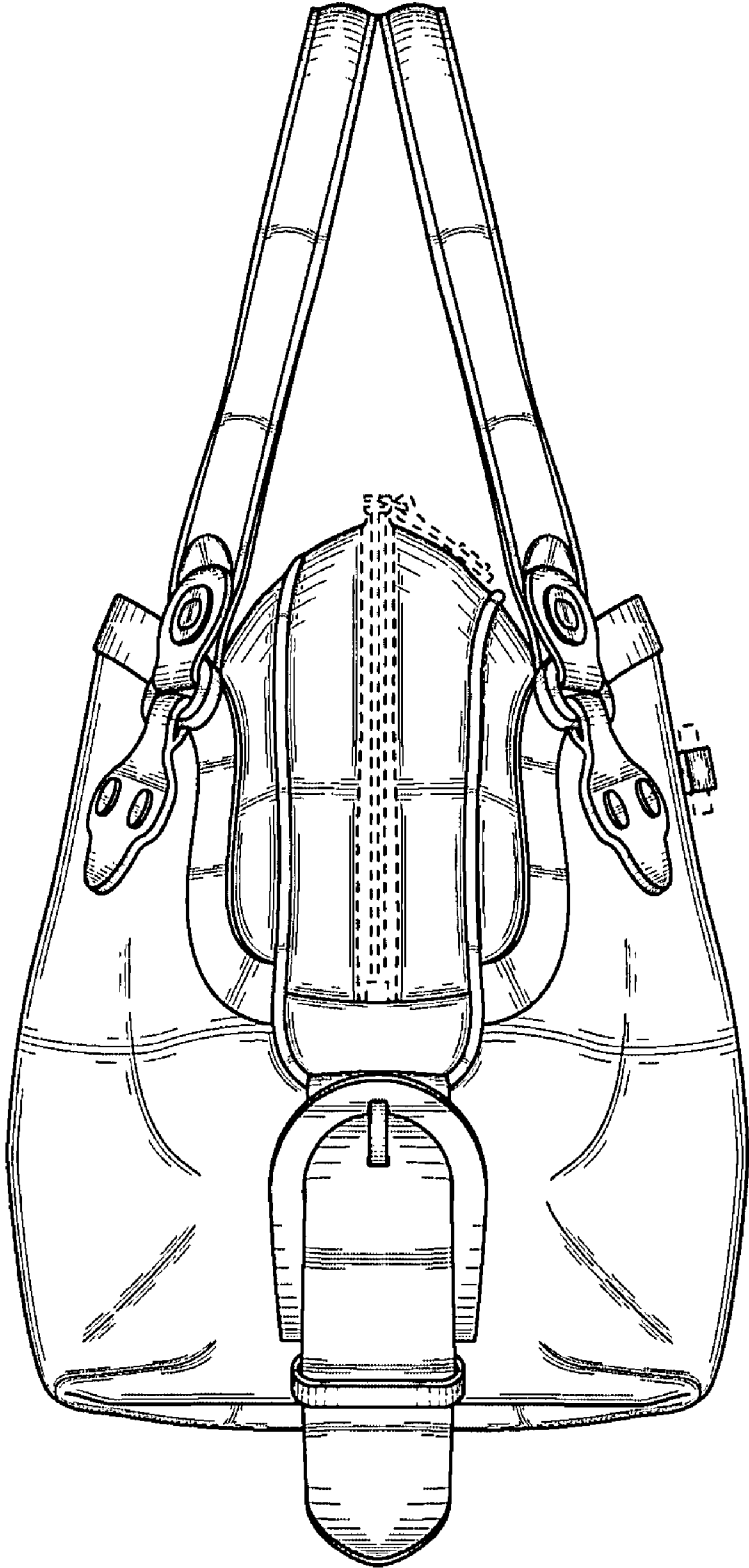


FIG. 16

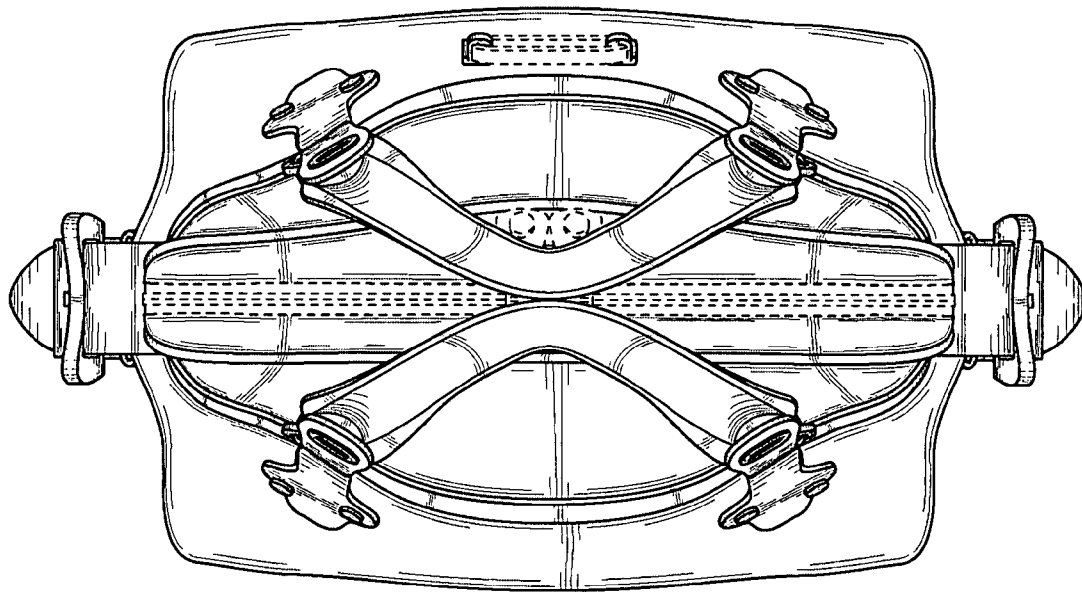


FIG. 17

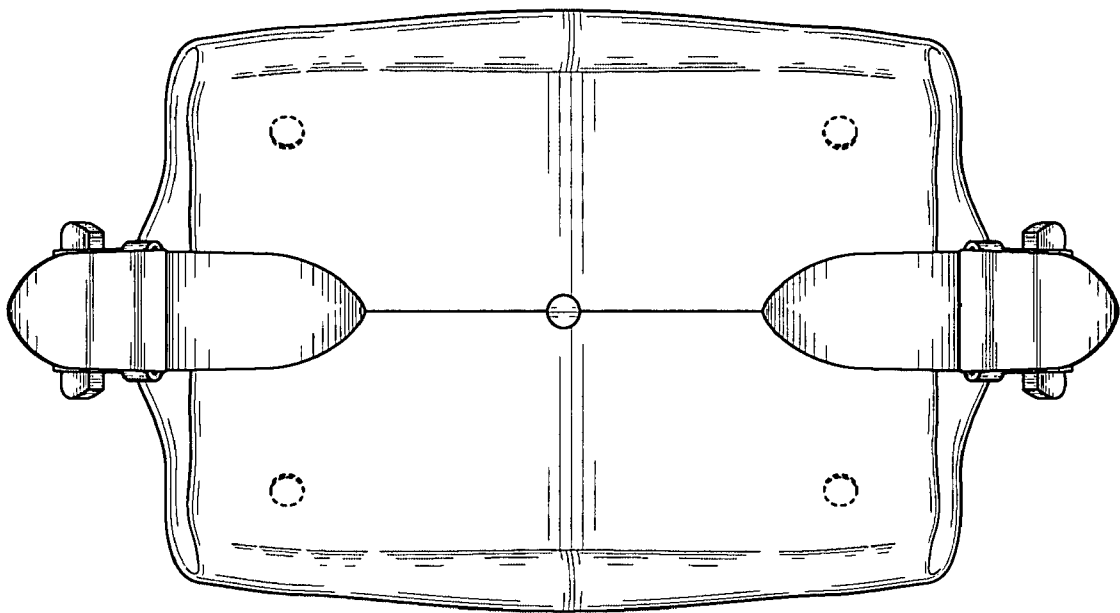


FIG. 18