



US00D523705S

(12) **United States Design Patent**
Baida et al.

(10) **Patent No.:** **US D523,705 S**

(45) **Date of Patent:** **** Jun. 27, 2006**

(54) **CUP HOLDER FOR STADIUM-TYPE SEATING**

(75) Inventors: **Ronald J. Baida**, 1331 J. Lee Cir., Glendale, CA (US) 91206; **Bruce D. Barfell**, 2450 E. Glenoaks Blvd., Glendale, CA (US) 91206; **Charles B. Poppenheimer**, La Canada, CA (US)

(73) Assignees: **Ronald J. Baida**, Glenside, CA (US); **Bruce D. Barfell**, Glenside, CA (US); **John C. Beck**, Saugus, CA (US)

(**) Term: **14 Years**

(21) Appl. No.: **29/219,016**

(22) Filed: **Dec. 9, 2004**

(51) **LOC (8) Cl.** **07-06**

(52) **U.S. Cl.** **D7/620**

(58) **Field of Classification Search** D7/619.1-625, D7/605-608; 248/311.2, 311.3, 312.1, 314, 248/219.1, 218.4, 213.3; 297/188.2, 188.18, 297/188.14, 188.04, 188.06, 188.15, 188.21, 297/411.23

See application file for complete search history.

(56) **References Cited**

U.S. PATENT DOCUMENTS

4,795,211 A * 1/1989 Stern et al. 297/188.18

4,863,134 A * 9/1989 Young et al. 248/311.2
5,234,251 A 8/1993 Ayotte
5,302,000 A 4/1994 Ayuotte
5,320,405 A 6/1994 Foster et al.
5,356,107 A 10/1994 Sinohuiz
D353,289 S * 12/1994 Ayotte et al. D7/620
5,395,085 A 3/1995 Mann
5,533,782 A * 7/1996 Goldman 297/188.18
5,865,412 A 2/1999 Mason
D413,769 S * 9/1999 Mason D7/620
6,227,511 B1 * 5/2001 De Costa 248/311.2
6,354,551 B1 3/2002 Oxley

* cited by examiner

Primary Examiner—Terry A. Wallace

(74) *Attorney, Agent, or Firm*—John E. Wagner


(57) **CLAIM**

The ornamental design of a cup holder for stadium-type seating, as shown and described.

DESCRIPTION

FIG. 1 is a perspective view of a cup holder for stadium-type seating in accordance with this invention;
FIG. 2 is a top plan view thereof;
FIG. 3 is a left side elevational view thereof, the opposite side being a mirror image thereof;
FIG. 4 is a front elevational view thereof;
FIG. 5 is a rear elevational view thereof; and,
FIG. 6 is a bottom plan view thereof.

1 Claim, 2 Drawing Sheets



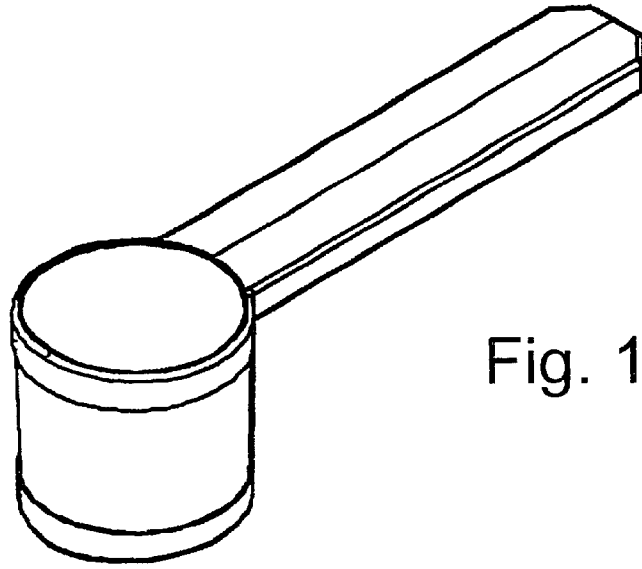


Fig. 1

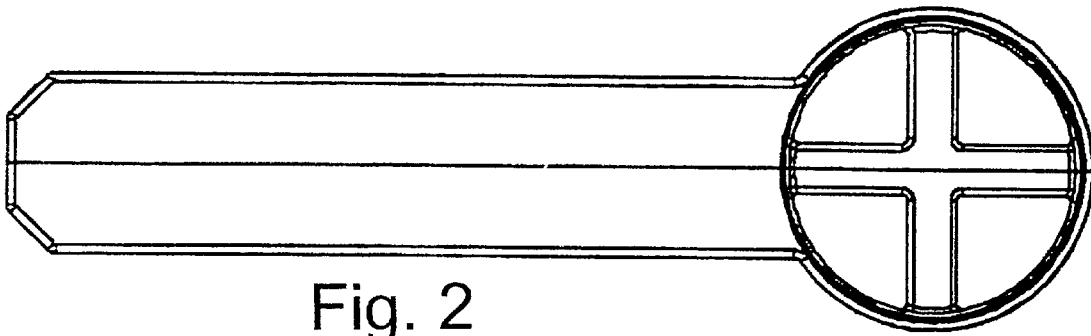


Fig. 2

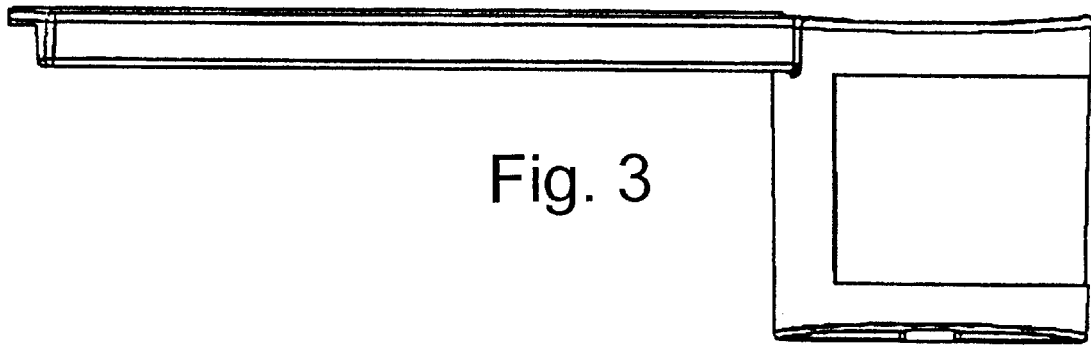


Fig. 3

Fig. 5




Fig. 4

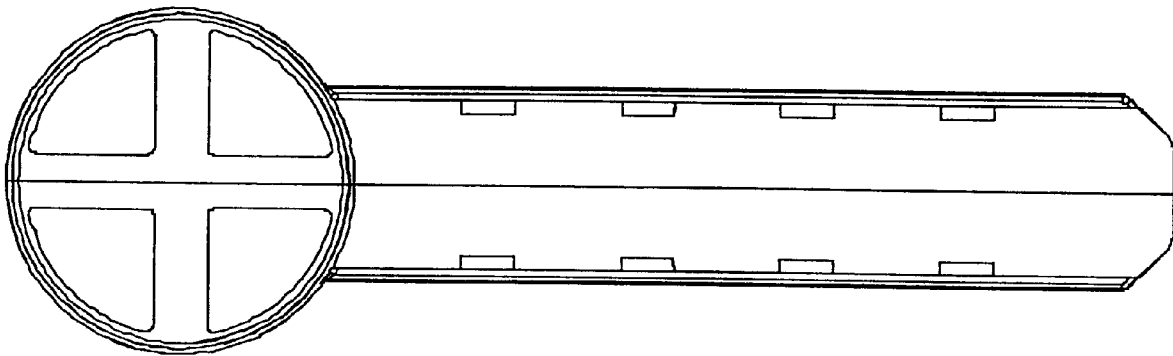



Fig. 6