



US00D950951S

(12) **United States Design Patent**
Yang

(10) **Patent No.:** **US D950,951 S**

(45) **Date of Patent:** **** May 10, 2022**

(54) **TOOL BOX**

(71) Applicant: **Jincheng Yang**, Yicheng (CN)

(72) Inventor: **Jincheng Yang**, Yicheng (CN)

(**) Term: **15 Years**

(21) Appl. No.: **29/775,170**

(22) Filed: **Mar. 22, 2021**

(51) **LOC (13) Cl.** **03-01**

(52) **U.S. Cl.**
USPC **D3/294; D3/905**

(58) **Field of Classification Search**
USPC D3/905, 273, 276, 280, 282, 284, 294,
D3/298, 302, 304
CPC B25H 3/00; B25H 3/003; B25H 3/006;
B25H 3/02; B25H 3/06
See application file for complete search history.

(56) **References Cited**

U.S. PATENT DOCUMENTS

D343,063 S * 1/1994 Chen D3/282
D477,913 S * 8/2003 Fang D3/282

D568,607 S * 5/2008 Hsu D3/282
D620,255 S * 7/2010 Chang D3/282
D639,058 S * 6/2011 Chiu D3/282
D710,104 S * 8/2014 Tivoly D3/282
D785,938 S * 5/2017 Ou D3/282
D831,352 S 10/2018 Brunner
D858,103 S * 9/2019 Seibert D3/294
D858,995 S * 9/2019 Chang D3/318
D873,010 S 1/2020 Feng
D873,013 S * 1/2020 Austin D3/282
D896,518 S 9/2020 Brunner et al.
D924,535 S * 7/2021 Culbreth D99/28

* cited by examiner

Primary Examiner — April Rivas

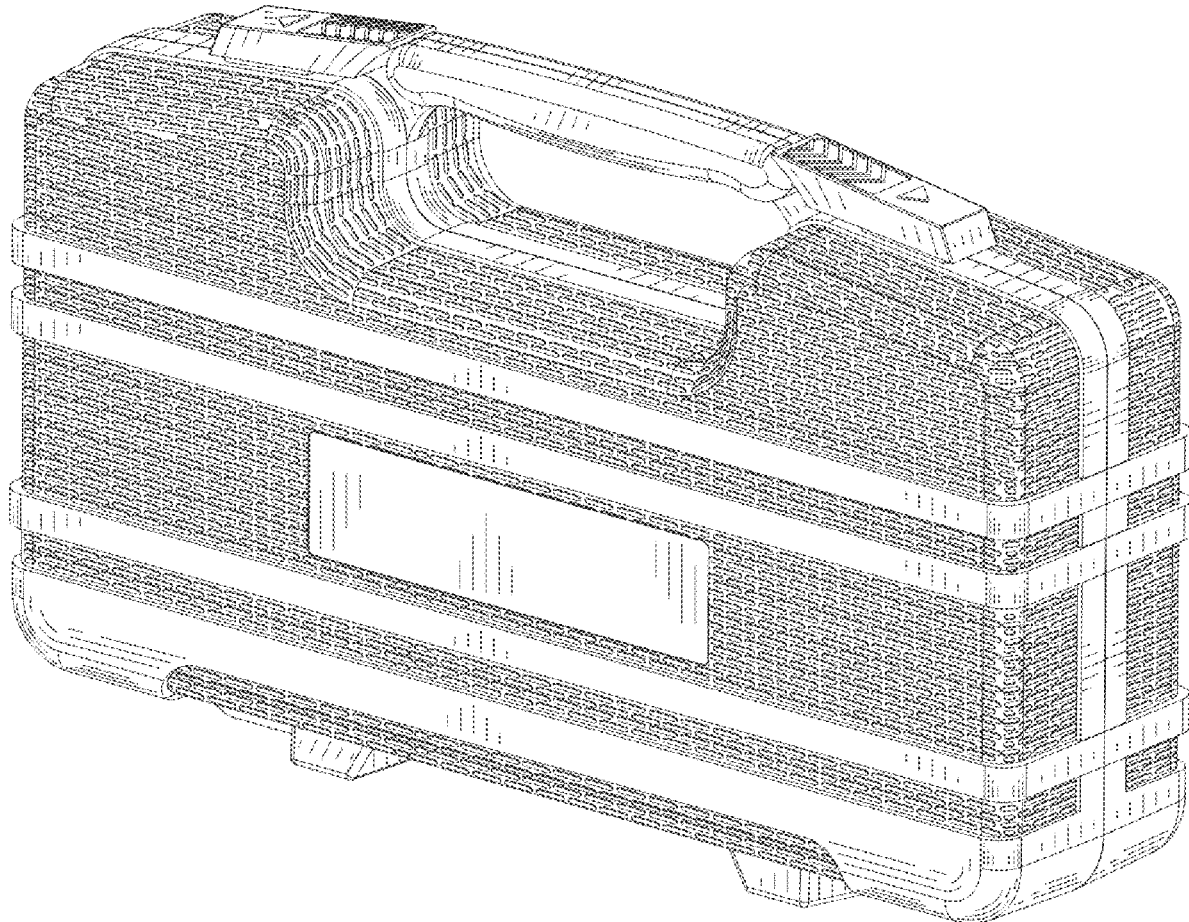
(57) **CLAIM**

The ornamental design for tool box, as shown and described.

DESCRIPTION

FIG. 1 is a perspective view of a tool box showing my new design;
FIG. 2 is a front view thereof;
FIG. 3 is a rear view thereof;
FIG. 4 is a left side view thereof;
FIG. 5 is a right side view thereof;
FIG. 6 is a top plan view thereof; and,
FIG. 7 is a bottom plan view thereof.

1 Claim, 7 Drawing Sheets



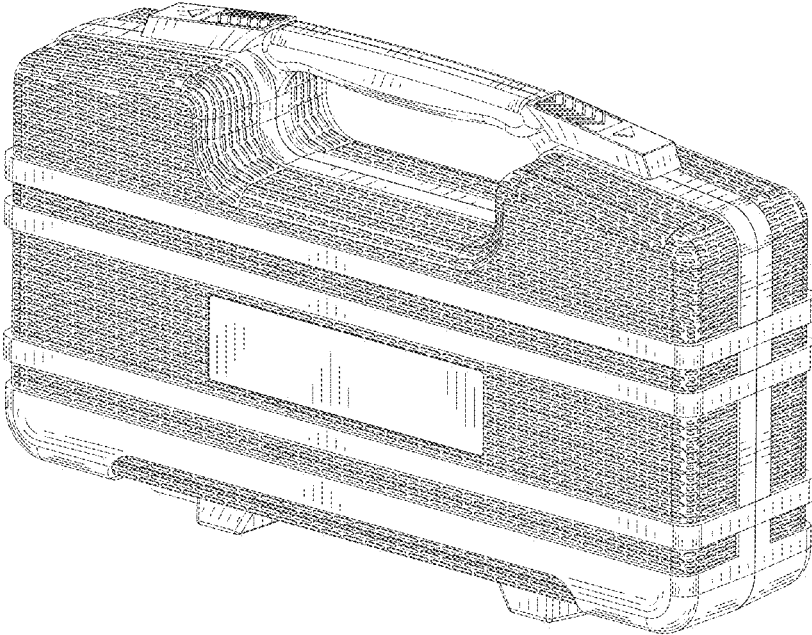


FIG. 1

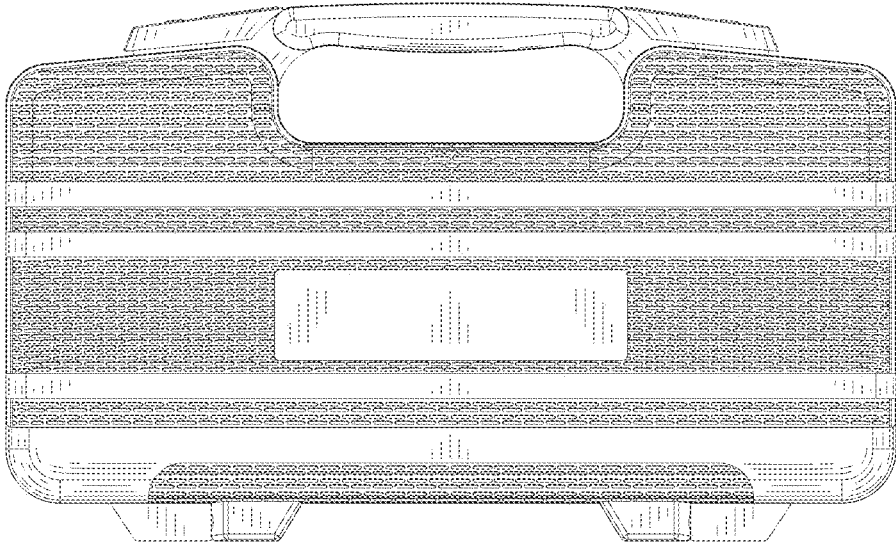


FIG. 2

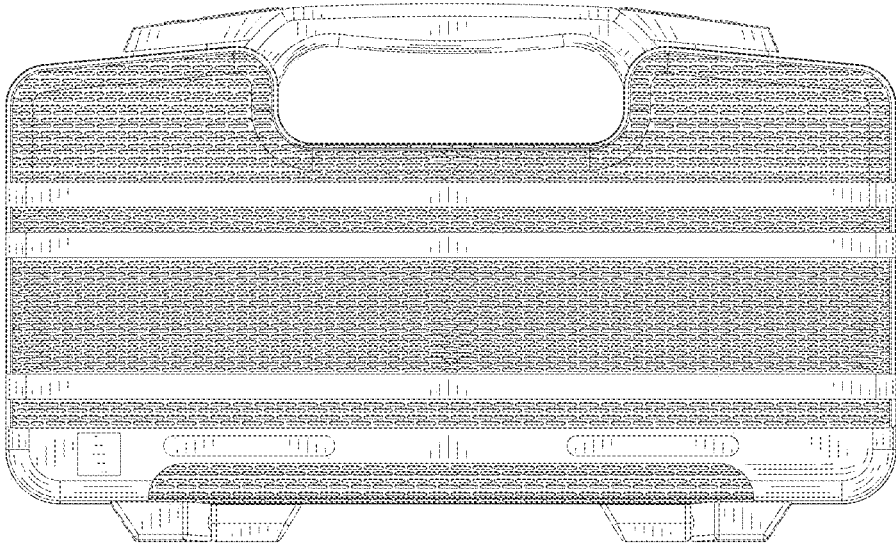


FIG. 3




FIG. 4




FIG. 5




FIG. 6



FIG. 7