(12) INTERNATIONAL APPLICATION PUBLISHED UNDER THE PATENT COOPERATION TREATY (PCT)

(19) World Intellectual Property Organization
International Bureau

(43) International Publication Date
16 February 2012 (16.02.2012)

PCT

(10) International Publication Number
WO 2012/020037 A1

(51) International Patent Classification:
C07D 401/14 (2006.01) *A61K 31/47* (2006.01)
C07D 403/14 (2006.01) *A61P 31/12* (2006.01)

(21) International Application Number:
PCT/EP2011/063733

(22) International Filing Date:
10 August 2011 (10.08.2011)

(25) Filing Language: English

(26) Publication Language: English

(30) Priority Data:
61/373,434 13 August 2010 (13.08.2010) US

(71) Applicant *(for all designated States except US)*: **F. HOFFMANN-LA ROCHE AG** [CH/CH]; Grenzacherstrasse 124, CH-4070 Basel (CH).

(72) Inventors; and
(75) Inventors/Applicants *(for US only)*: **LI, Jim** [US/US]; 56 Otsego Avenue, San Francisco, California 94112 (US). **TALAMAS, Francisco Xavier** [US/US]; 23 Westmount Drive, Livingston, New Jersey 07039 (US).

(74) Agent: **HALBIG, Dirk**; Grenzacherstrasse 124, CH-4070 Basel (CH).

(81) Designated States *(unless otherwise indicated, for every kind of national protection available)*: AE, AG, AL, AM, AO, AT, AU, AZ, BA, BB, BG, BH, BR, BW, BY, BZ, CA, CH, CL, CN, CO, CR, CU, CZ, DE, DK, DM, DO, DZ, EC, EE, EG, ES, FI, GB, GD, GE, GH, GM, GT, HN, HR, HU, ID, IL, IN, IS, JP, KE, KG, KM, KN, KP, KR, KZ, LA, LC, LK, LR, LS, LT, LU, LY, MA, MD, ME, MG, MK, MN, MW, MX, MY, MZ, NA, NG, NI, NO, NZ, OM, PE, PG, PH, PL, PT, QA, RO, RS, RU, SC, SD, SE, SG, SK, SL, SM, ST, SV, SY, TH, TJ, TM, TN, TR, TT, TZ, UA, UG, US, UZ, VC, VN, ZA, ZM, ZW.

(84) Designated States *(unless otherwise indicated, for every kind of regional protection available)*: ARIPO (BW, GH, GM, KE, LR, LS, MW, MZ, NA, SD, SL, SZ, TZ, UG, ZM, ZW), Eurasian (AM, AZ, BY, KG, KZ, MD, RU, TJ, TM), European (AL, AT, BE, BG, CH, CY, CZ, DE, DK, EE, ES, FI, FR, GB, GR, HR, HU, IE, IS, IT, LT, LU, LV, MC, MK, MT, NL, NO, PL, PT, RO, RS, SE, SI, SK, SM, TR), OAPI (BF, BJ, CF, CG, CI, CM, GA, GN, GQ, GW, ML, MR, NE, SN, TD, TG).

Published:

— *with international search report (Art. 21(3))*

(54) Title: HETEROCYCLIC ANTIVIRAL COMPOUNDS

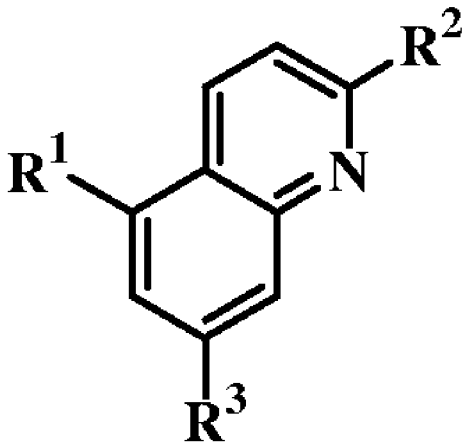

(I)

(57) Abstract: Compounds having the formula (I) wherein R^1, R^2, R^3 and X are as defined herein are Hepatitis C virus NS5b polymerase inhibitors. Also disclosed are compositions and methods for treating an HCV infection and inhibiting HCV replication.

WO 2012/020037 A1

HETEROCYCLIC ANTIVIRAL COMPOUNDS

The present invention provides non-nucleoside compounds of formula **I**, and certain derivatives thereof, which inhibit HCV RNA-dependent RNA viral polymerase. These compounds are useful for the treatment of RNA-dependent RNA viral infection. They are particularly useful as inhibitors of hepatitis C virus (HCV) NS5B polymerase, as inhibitors of HCV replication, and for the treatment of hepatitis C infection.

Hepatitis C virus is the leading cause of chronic liver disease throughout the world. (Boyer, N. *et al., J. Hepatol.* **2000** 32:98-112). Patients infected with HCV are at risk of developing cirrhosis of the liver and subsequent hepatocellular carcinoma and hence HCV is the major indication for liver transplantation.

HCV has been classified as a member of the virus family *Flaviviridae* that includes the genera flaviviruses, pestiviruses, and hapaceiviruses which includes hepatitis C viruses (Rice, C. M., *Flaviviridae*: The viruses and their replication. In: Fields Virology, Editors: B. N. Fields, D. M. Knipe and P. M. Howley, Lippincott-Raven Publishers, Philadelphia, Pa., Chapter 30, 931-959, **1996**). HCV is an enveloped virus containing a positive-sense single-stranded RNA genome of approximately 9.4 kb. The viral genome consists of a highly conserved 5' untranslated region (UTR), a long open reading frame encoding a polyprotein precursor of-approximately 3011 amino acids, and a short 3' UTR.

Genetic analysis of HCV has identified six main genotypes which diverge by over 30% of the DNA sequence. More than 30 subtypes have been distinguished. In the US approximately 70% of infected individuals have Type 1a and 1b infection. Type 1b is the most prevalent subtype in Asia. (X. Forns and J. Bukh, *Clinics in Liver Disease* **1999** 3:693-716; J. Bukh *et al., Semin. Liv. Dis.* **1995** 15:41-63). Unfortunately Type 1 infectious is more resistant to therapy than either type 2 or 3 genotypes (N. N. Zein, *Clin. Microbiol. Rev.*, **2000** 13:223-235).

Viral structural proteins include a nucleocapsid core protein (C) and two envelope glycoproteins, E1 and E2. HCV also encodes two proteases, a zinc-dependent metalloproteinase encoded by the NS2-NS3 region and a serine protease encoded in the NS3 region. These proteases are

required for cleavage of specific regions of the precursor polyprotein into mature peptides. The carboxyl half of nonstructural protein 5, NS5B, contains the RNA-dependent RNA polymerase. The function of the remaining nonstructural proteins, NS4A and NS4B, and that of NS5A (the amino-terminal half of nonstructural protein 5) remain unknown. It is believed that most of the non-structural proteins encoded by the HCV RNA genome are involved in RNA replication

Currently a limited number of approved therapies are available for the treatment of HCV infection. New and existing therapeutic approaches for treating HCV infection and inhibiting of HCV NS5B polymerase activity have been reviewed: R. G. Gish, *Sem. Liver. Dis.*, **1999** 19:5; Di Besceglie, A. M. and Bacon, B. R., *Scientific American*, October: **1999** 80-85; G. Lake-Bakaar, Current and Future Therapy for Chronic Hepatitis C Virus Liver Disease, *Curr. Drug Targ. Infect Dis.* **2003** 3(3):247-253; P. Hoffmann et al., Recent patent on experimental therapy for hepatitis C virus infection (1999-2002), *Exp. Opin. Ther. Patents* **2003** 13(11):1707-1723; M. P. Walker *et al.*, Promising Candidates for the treatment of chronic hepatitis C, *Exp. Opin. Investing. Drugs* **2003** 12(8):1269-1280; S.-L. Tan *et al.*, Hepatitis C Therapeutics: Current Status and Emerging Strategies, *Nature Rev. Drug Discov.* **2002** 1:867-881; J. Z. Wu and Z. Hong, Targeting NS5B RNA-Dependent RNA Polymerase for Anti-HCV Chemotherapy, *Curr. Drug Targ. - Infect. Dis.* **2003** 3(3):207-219.

Ribavirin (1-((2R,3R,4S,5R)-3,4-Dihydroxy-5-hydroxymethyl-tetrahydro-furan-2-yl)-1H-[1,2,4]triazole-3-carboxylic acid amide; Virazole®) is a synthetic, non-interferon-inducing, broad-spectrum antiviral nucleoside analog. Ribavirin has in vitro activity against several DNA and RNA viruses including Flaviviridae (Gary L. Davis. *Gastroenterology* **2000** 118:S104-S114). Although, in monotherapy ribavirin reduces serum amino transferase levels to normal in 40% of patients, it does not lower serum levels of HCV-RNA. Ribavirin also exhibits significant toxicity and is known to induce anemia. Viramidine is a ribavirin prodrug converted ribavirin by adenosine deaminase to in hepatocytes. (J. Z. Wu, *Antivir. Chem. Chemother.* **2006** 17(1):33-9)

Interferons (IFNs) have been available for the treatment of chronic hepatitis for nearly a decade. IFNs are glycoproteins produced by immune cells in response to viral infection. Two distinct types of interferon are recognized: Type 1 includes several interferon alphas and one interferon beta, type 2 includes interferon gamma. Type 1 interferons are produced mainly by infected cells and protect neighboring cells from de novo infection. IFNs inhibit viral replication of many viruses, including HCV, and when used as the sole treatment for hepatitis C infection, IFN

suppresses serum HCV-RNA to undetectable levels. Additionally, IFN normalizes serum amino transferase levels. Unfortunately, the effects of IFN are temporary. Cessation of therapy results in a 70% relapse rate and only 10-15% exhibit a sustained virological response with normal serum alanine transferase levels. (Davis, Luke-Bakaar, *supra*)

One limitation of early IFN therapy was rapid clearance of the protein from the blood. Chemical derivatization of IFN with polyethyleneglycol (PEG) has resulted in proteins with substantially improved pharmacokinetic properties. PEGASYS® is a conjugate interferon α -2a and a 40 kD branched mono-methoxy PEG and PEG-INTRON® is a conjugate of interferon α -2b and a 12 kD mono-methoxy PEG. (B. A. Luxon *et al., Clin. Therap.* **2002** 24(9):13631383; A. Kozlowski and J. M. Harris, *J. Control. Release* **2001** 72:217-224).

Combination therapy of HCV with ribavirin and interferon-□ currently is the optimal therapy for HCV. Combining ribavirin and PEG-IFN (infra) results in a sustained viral response (SVR) in 54-56% of patients with type 1 HCV. The SVR approaches 80% for type 2 and 3 HCV. (Walker, supra) Unfortunately, combination therapy also produces side effects which pose clinical challenges. Depression, flu-like symptoms and skin reactions are associated with subcutaneous IFN-α and hemolytic anemia is associated with sustained treatment with ribavirin.

A number of potential molecular targets for drug development as anti-HCV therapeutics have now been identified including, but not limited to, the NS2-NS3 autoprotease, the NS3 protease, the NS3 helicase and the NS5B polymerase. The RNA-dependent RNA polymerase is absolutely essential for replication of the single-stranded, positive sense, RNA genome. This enzyme has elicited significant interest among medicinal chemists.

Compounds of the present invention and their pharmaceutically acceptable salts thereof are also useful in treating and preventing viral infections, in particular, hepatitis C infection, and diseases in living hosts when used in combination with each other and with other biologically active agents, including but not limited to the group consisting of interferon, a pegylated interferon, ribavirin, protease inhibitors, polymerase inhibitors, small interfering RNA compounds, antisense compounds, nucleotide analogs, nucleoside analogs, immunoglobulins, immunomodulators, hepatoprotectants, anti-inflammatory agents, antibiotics, antivirals and antiinfective compounds. Such combination therapy may also comprise providing a compound of the invention either concurrently or sequentially with other medicinal agents or potentiators,

such as ribavirin and related compounds, amantadine and related compounds, various interferons such as, for example, interferon-alpha, interferon-beta, interferon gamma and the like, as well as alternate forms of interferons such as pegylated interferons. Additionally combinations of ribavirin and interferon, may be administered as an additional combination therapy with at least one of the compounds of the present invention.

Other interferons currently in development include albinterferon-α-2b (Albuferon), IFN-omega with DUROS, LOCTERON™ and interferon-α-2b XL. As these and other interferons reach the marketplace their use in combination therapy with compounds of the present invention is anticipated.

HCV polymerase inhibitors are another target for drug discovery and compounds in development include R-1626, R-7128, IDX184/IDX102, PF-868554 (Pfizer), VCH-759 (ViroChem), GS-9190 (Gilead), A-837093 and A-848837 (Abbot), MK-3281 (Merck), GSK949614 and GSK625433 (Glaxo), ANA598 (Anadys), VBY 708 (ViroBay).

Inhibitors of the HCV NS3 protease also have been identified as potentially useful for treatment of HCV. Protease inhibitors in clinical trials include VX-950 (Telaprevir, Vertex), SCH503034 (Broceprevir, Schering), TMC435350 (Tibotec/Medivir) and ITMN-191 (Intermune). Other protease inhibitors in earlier stages of development include MK7009 (Merck), BMS-790052 (Bristol Myers Squibb), VBY-376 (Virobay), IDXSCA/IDXSCB (Idenix), BI12202 (Boehringer), VX-500 (Vertex), PHX1766 Phenomix).

Other targets for anti-HCV therapy under investigation include cyclophilin inhibitors which inhibit RNA binding to NS5b, nitazoxanide, Celgosivir (Migenix), an inhibitor of α-glucosidase-1, caspase inhibitors, Toll-like receptor agonists and immunostimulants such as Zadaxin (SciClone).

There is currently no preventive treatment of Hepatitis C virus (HCV) and currently approved therapies, which exist only against HCV, are limited. Design and development of new pharmaceutical compounds is essential. The present invention provides a compound according to formula **I**, or a pharmaceutically acceptable salt thereof, wherein $\mathbf{R^1}$, $\mathbf{R^2}$, $\mathbf{R^3}$ and **X** are as follows.

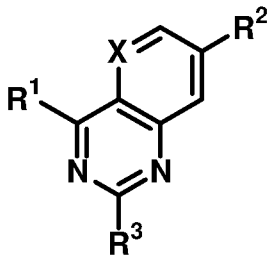

(I)

X is CH or N.

$\mathbf{R^1}$ is selected from the group consisting of $\mathbf{R^{1a}}$, $\mathbf{R^{1b}}$, $\mathbf{R^{1c}}$, $\mathbf{R^{1d}}$ and $\mathbf{R^{1e}}$:

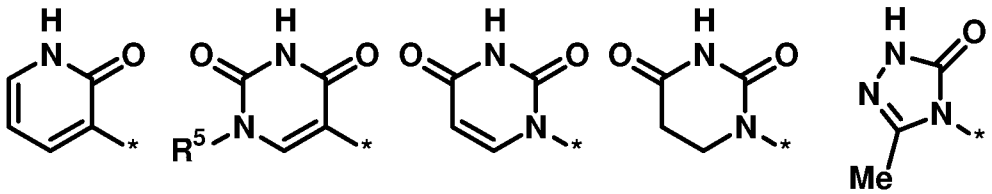

$\mathbf{R^{1a}}$ $\mathbf{R^{1b}}$ $\mathbf{R^{1c}}$ $\mathbf{R^{1d}}$ $\mathbf{R^{1e}}$

wherein $\mathbf{R^5}$ is hydrogen or C_{1-3} alkyl and $\mathbf{R^{1a}}$ is optionally substituted by halogen, C_{1-6} alkyl, C_{1-3} haloalkyl, C_{1-6} alkoxy, or hydroxyl.

$\mathbf{R^2}$ is (a) aryl, (b) heteroaryl or (c) $N\mathbf{R^aR^b}$, wherein said aryl or said heteroaryl are optionally independently substituted with one to three substitutents selected from the group consisting of hydroxy, C_{1-6} alkoxy, C_{1-6} alkyl, C_{1-6} hydroxyalkyl, halogen, $(CH_2)_nN\mathbf{R^cR^d}$, cyano, C_{1-6} alkoxycarbonyl, carbamoyl, N-alkylcarbamoyl, N,N-dialkylcarbamoyl, $(CH_2)_{0-2}CO_2H$, SO_2NH_2, C_{1-6} alkylsulfinyl and C_{1-6} alkylsulfonyl.

$\mathbf{R^a}$ and $\mathbf{R^b}$ along with the nitrogen to which they are attached are a cyclic amine independently substituted by $(CH_2)_nN\mathbf{R^cR^d}$ wherein **n** is zero to two and additionally optionally substituted by one or two groups independently selected from C_{1-6} alkyl or halogen.

$\mathbf{R^c}$ and $\mathbf{R^d}$ are independently hydrogen, C_{1-6} alkyl, C_{1-6} haloalkyl, C_{1-6} acyl, $O_2S\mathbf{R^4}$ wherein R^4 is C_{1-6} alkyl, C_{1-6} haloalkyl, C_{3-7} cycloalkyl, C_{3-7} cycloalkyl-C_{1-3} alkyl, C_{1-6} alkoxy-C_{1-6} alkyl, $-SO_2-N\mathbf{R^eR^f}$.

$\mathbf{R^e}$ and $\mathbf{R^f}$ are (*i*) independently hydrogen, C_{1-3} alkyl or $(CH_2)_{2-6}N\mathbf{R^gR^h}$ or (*ii*) together with the nitrogen to which they are attached are $(CH_2)_2\mathbf{X^5}(CH_2)_2$wherein $\mathbf{X^5}$ is O or $N\mathbf{R^g}$ and $\mathbf{R^g}$ is hydrogen, C_{1-3} alkyl, C_{1-3} acyl or C_{1-3} alkylsulfonyl.

$\mathbf{R^3}$ is CF_3, CH_2CF_3, C_{3-5} cycloalkyl, halogen, C_{1-6} alkoxy, C_{1-3} haloalkoxy, $CH\mathbf{R^{4a}R^{4b}}$ or $C\mathbf{R^{4a}R^{4b}R^{4c}}$ wherein:

(i) $\mathbf{R^{4a}}$, $\mathbf{R^{4b}}$ and $\mathbf{R^{4c}}$ are independently selected from C_{1-3} alkyl, CD_3, C_{1-2} alkoxy, C_{1-2} fluoroalkyl,C_{1-3} hydroxyalkyl, cyano or hydroxy; or

(ii) when taken together, $\mathbf{R^{4a}}$ and $\mathbf{R^{4b}}$ together are C_{2-4} alkylene and $\mathbf{R^{4c}}$ is hydrogen, C_{1-3} alkyl, CD_3, C_{1-2} alkoxy, halogen, C_{1-3} hydroxyalkyl, cyano or C_{1-2} fluoroalkyl or $\mathbf{R^{4a}}$ and $\mathbf{R^{4b}}$ together with the carbon to which they are attached are 3-oxetanyl, or tetrahydrofuran-2-yl.

The present invention further provides for pharmaceutically acceptable salt of a compound of formula **I.**

The present invention also provides a method for treating a disease a Hepatitis C Virus (HCV) virus infection by administering a therapeutically effective quantity of a compound according to formula **I** to a patient in need thereof. The compound can be administered alone or co-administered with other antiviral compounds or immunomodulators.

The present invention also provides a method for inhibiting replication of HCV in a cell by administering a compound according to formula **I** in an amount effective to inhibit HCV.

The present invention also provides a pharmaceutical composition comprising a compound according to formula **I** and at least one pharmaceutically acceptable carrier, diluent or excipient.

The phrase “a” or “an” entity as used herein refers to one or more of that entity; for example, a compound refers to one or more compounds or at least one compound. As such, the terms “a” (or “an”), “one or more”, and “at least one” can be used interchangeably herein.

The phrase "as defined herein above" refers to the broadest definition for each group as provided in the Summary of the Invention or the broadest claim. In all other embodiments provided below, substituents which can be present in each embodiment and which are not explicitly defined retain the broadest definition provided in the Summary of the Invention.

As used in this specification, whether in a transitional phrase or in the body of the claim, the terms "comprise(s)" and "comprising" are to be interpreted as having an open-ended meaning. That is, the terms are to be interpreted synonymously with the phrases "having at least" or "including at least". When used in the context of a process, the term "comprising" means that the

process includes at least the recited steps, but may include additional steps. When used in the context of a compound or composition, the term "comprising" means that the compound or composition includes at least the recited features or components, but may also include additional features or components.

The term "independently" is used herein to indicate that a variable is applied in any one instance without regard to the presence or absence of a variable having that same or a different definition within the same compound. Thus, in a compound in which R" appears twice and is defined as "independently carbon or nitrogen", both R"s can be carbon, both R"s can be nitrogen, or one R" can be carbon and the other nitrogen.

When any variable (e.g., R^1, R^{4a}, Ar, X^1 or Het) occurs more than one time in any moiety or formula depicting and describing compounds employed or claimed in the present invention, its definition on each occurrence is independent of its definition at every other occurrence. Also, combinations of substituents and/or variables are permissible only if such compounds result in stable compounds.

The symbols "*" at the end of a bond or " ------ " drawn through a bond each refer to the point of attachment of a functional group or other chemical moiety to the rest of the molecule of which it is a part. Thus, for example:

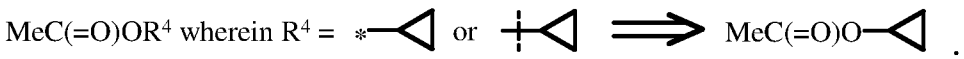

A bond drawn into ring system (as opposed to connected at a distinct vertex) indicates that the bond may be attached to any of the suitable ring atoms.

The term “optional” or “optionally” as used herein means that a subsequently described event or circumstance may, but need not, occur, and that the description includes instances where the event or circumstance occurs and instances in which it does not. For example, “optionally substituted” means that the optionally substituted moiety may incorporate a hydrogen or a substituent.

The term "about" is used herein to mean approximately, in the region of, roughly, or around. When the term "about" is used in conjunction with a numerical range, it modifies that range by

extending the boundaries above and below the numerical values set forth. In general, the term "about" is used herein to modify a numerical value above and below the stated value by a variance of 20%.

As used herein, the recitation of a numerical range for a variable is intended to convey that the invention may be practiced with the variable equal to any of the values within that range. Thus, for a variable which is inherently discrete, the variable can be equal to any integer value of the numerical range, including the end-points of the range. Similarly, for a variable which is inherently continuous, the variable can be equal to any real value of the numerical range, including the end-points of the range. As an example, a variable which is described as having values between 0 and 2, can be 0, 1 or 2 for variables which are inherently discrete, and can be 0.0, 0.1, 0.01, 0.001, or any other real value for variables which are inherently continuous.

Compounds of formula **I** exhibit tautomerism. Tautomeric compounds can exist as two or more interconvertable species. Prototropic tautomers result from the migration of a covalently bonded hydrogen atom between two atoms. Tautomers generally exist in equilibrium and attempts to isolate an individual tautomers usually produce a mixture whose chemical and physical properties are consistent with a mixture of compounds. The position of the equilibrium is dependent on chemical features within the molecule. For example, in many aliphatic aldehydes and ketones, such as acetaldehyde, the keto form predominates while; in phenols, the enol form predominates. Common prototropic tautomers include keto/enol (-C(=O)-CH- ⇆ -C(-OH)=CH-), amide/imidic acid (-C(=O)-NH- ⇆ -C(-OH)=N-) and amidine (-C(=NR)-NH- ⇆ -C(-NHR)=N-) tautomers. The latter two are particularly common in heteroaryl and heterocyclic rings and the present invention encompasses all tautomeric forms of the compounds.

The compounds of formula **I** may contain an acidic or basic center and suitable salts are formed from acids or bases may form non-toxic salts which have similar antiviral activity. Examples of salts of inorganic acids include the hydrochloride, hydrobromide, hydroiodide, chloride, bromide, iodide, sulfate, bisulfate, nitrate, phosphate, hydrogen phosphate. Examples of salts of organic acids include acetate, fumarate, pamoate, aspartate, besylate, carbonate, bicarbonate, camsylate, D and L-lactate, D and L-tartrate, esylate, mesylate, malonate, orotate, gluceptate, methylsulfate, stearate, glucuronate, 2-napsylate, tosylate, hibenzate, nicotinate, isethionate, malate, maleate, citrate, gluconate, succinate, saccharate, benzoate, esylate, and pamoate salts.

For a review on suitable salts see Berge *et al*, *J. Pharm. Sci*., **1977** 66:1-19 and G. S. Paulekuhn *et al. J. Med. Chem.* **2007** 50:6665.

Technical and scientific terms used herein have the meaning commonly understood by one of skill in the art to which the present invention pertains, unless otherwise defined. Reference is made herein to various methodologies and materials known to those of skill in the art. Standard reference works setting forth the general principles of pharmacology include Goodman and Gilman's *The Pharmacological Basis of Therapeutics*, 10th Ed., McGraw Hill Companies Inc., New York (**2001**). The starting materials and reagents used in preparing these compounds generally are either available from commercial suppliers, such as Aldrich Chemical Co., or are prepared by methods known to those skilled in the art following procedures set forth in references. Materials, reagents and the like to which reference are made in the following description and examples are obtainable from commercial sources, unless otherwise noted. General synthetic procedures have been described in treatise such as *Fieser and Fieser's Reagents for Organic Synthesis*; Wiley & Sons: New York, Volumes 1-21; R. C. LaRock, *Comprehensive Organic Transformations,* 2nd edition Wiley-VCH, New York **1999**; *Comprehensive Organic Synthesis,* B. Trost and I. Fleming (Eds.) vol. 1-9 Pergamon, Oxford, **1991**; *Comprehensive Heterocyclic Chemistry*, A. R. Katritzky and C. W. Rees (Eds) Pergamon, Oxford **1984**, vol. 1-9; *Comprehensive Heterocyclic Chemistry II*, A. R. Katritzky and C. W. Rees (Eds) Pergamon, Oxford **1996**, vol. 1-11; and *Organic Reactions*, Wiley & Sons: New York, **1991**, Volumes 1-40 and will be familiar to those skilled in the art.

In one embodiment of the present invention there is provided a compound according to formula **I** wherein $\mathbf{R^1}$, $\mathbf{R^2}$, $\mathbf{R^3}$, $\mathbf{R^4}$ $\mathbf{R^{4a}}$, $\mathbf{R^{4b}}$, $\mathbf{R^{4c}}$, $\mathbf{R^5}$, $\mathbf{R^a}$, $\mathbf{R^b}$, $\mathbf{R^c}$, $\mathbf{R^d}$, $\mathbf{R^e}$, $\mathbf{R^f}$, $\mathbf{R^g}$ and **n** are as defined herein above.

In another embodiment of the present invention there is provided a compound according to formula **I** wherein $\mathbf{R^1}$ is $\mathbf{R^{1a}}$ optionally substituted by halogen, C_{1-6} alkyl, C_{1-3} haloalkyl, C_{1-6} alkoxy, or hydroxy, $\mathbf{R^2}$ is (a) aryl or (b) heteroaryl wherein said aryl or said heteroaryl are substituted with $(CH_2)_nN\mathbf{R^c}\mathbf{R^d}$ and additionally optionally independently substituted with one to two substitutents selected from the group consisting of, cyano, C_{1-6} alkoxycarbonyl, carbamoyl, N-alkylcarbamoyl, N,N-dialkylcarbamoyl, $(CH_2)_{0-2}CO_2H$, SO_2NH_2, C_{1-6} alkylsulfinyl and C_{1-6} alkylsulfonyl, **n** is zero, and $\mathbf{R^3}$ is CF_3, CH_2CF_3, $CH\mathbf{R^{4a}}\mathbf{R^{4b}}$ or $C\mathbf{R^{4a}}\mathbf{R^{4b}}\mathbf{R^{4c}}$ wherein (i) $\mathbf{R^{4a}}$, $\mathbf{R^{4b}}$

and $\mathbf{R^{4c}}$ are independently selected from C_{1-3} alkyl or CD_3 or (ii) when taken together, $\mathbf{R^{4a}}$ and $\mathbf{R^{4b}}$ together are C_{2-4} alkylene and $\mathbf{R^{4c}}$ C_{1-3} alkyl, halogen, cyano or C_{1-2} fluoroalkyl.

In another embodiment of the present invention there is provided a compound according to formula **I** wherein $\mathbf{R^1}$ is $\mathbf{R^{1a}}$ optionally substituted by halogen, C_{1-6} alkyl, C_{1-3} haloalkyl, C_{1-6} alkoxy, or hydroxy, $\mathbf{R^2}$ is (a) aryl or (b) heteroaryl wherein said aryl or said heteroaryl are substituted with $(CH_2)_nNR^cR^d$ and additionally optionally independently substituted with one to two substitutents selected from the group consisting of, cyano, C_{1-6} alkoxycarbonyl, carbamoyl, N-alkylcarbamoyl, N,N-dialkylcarbamoyl, $(CH_2)_{0-2}CO_2H$, SO_2NH_2, C_{1-6} alkylsulfinyl and C_{1-6} alkylsulfonyl, **n** is zero, and $\mathbf{R^3}$ is CF_3.

In another embodiment of the present invention there is provided a compound according to formula **I** wherein **X** is CH, $\mathbf{R^1}$ is $\mathbf{R^{1a}}$ optionally substituted by halogen, C_{1-6} alkyl, C_{1-3} haloalkyl, C_{1-6} alkoxy, or hydroxy, $\mathbf{R^2}$ is (a) aryl or (b) heteroaryl wherein said aryl or said heteroaryl are substituted with $(CH_2)_nNR^cR^d$ and additionally optionally independently substituted with one to two substitutents selected from the group consisting of, cyano, C_{1-6} alkoxycarbonyl, carbamoyl, N-alkylcarbamoyl, N,N-dialkylcarbamoyl, $(CH_2)_{0-2}CO_2H$, SO_2NH_2, C_{1-6} alkylsulfinyl and C_{1-6} alkylsulfonyl, **n** is zero, and $\mathbf{R^3}$ is CF_3, CH_2CF_3, $CHR^{4a}R^{4b}$ or $CR^{4a}R^{4b}R^{4c}$ wherein (i) $\mathbf{R^{4a}}$, $\mathbf{R^{4b}}$ and $\mathbf{R^{4c}}$ are independently selected from C_{1-3} alkyl or CD_3 or (ii) when taken together, $\mathbf{R^{4a}}$ and $\mathbf{R^{4b}}$ together are C_{2-4} alkylene and $\mathbf{R^{4c}}$ C_{1-3} alkyl, halogen, cyano or C_{1-2} fluoroalkyl.

In another embodiment of the present invention there is provided a compound according to formula **I** wherein **X** is N, $\mathbf{R^1}$ is $\mathbf{R^{1a}}$ optionally substituted by halogen, C_{1-6} alkyl, C_{1-3} haloalkyl, C_{1-6} alkoxy, or hydroxy, $\mathbf{R^2}$ is (a) aryl or (b) heteroaryl wherein said aryl or said heteroaryl are substituted with $(CH_2)_nNR^cR^d$ and additionally optionally independently substituted with one to two substitutents selected from the group consisting of, cyano, C_{1-6} alkoxycarbonyl, carbamoyl, N-alkylcarbamoyl, N,N-dialkylcarbamoyl, $(CH_2)_{0-2}CO_2H$, SO_2NH_2, C_{1-6} alkylsulfinyl and C_{1-6} alkylsulfonyl, **n** is zero, and $\mathbf{R^3}$ is CF_3, CH_2CF_3, $CHR^{4a}R^{4b}$ or $CR^{4a}R^{4b}R^{4c}$ wherein (i) $\mathbf{R^{4a}}$, $\mathbf{R^{4b}}$ and $\mathbf{R^{4c}}$ are independently selected from C_{1-3} alkyl or CD_3 or (ii) when taken together, $\mathbf{R^{4a}}$ and $\mathbf{R^{4b}}$ together are C_{2-4} alkylene and $\mathbf{R^{4c}}$ C_{1-3} alkyl, halogen, cyano or C_{1-2} fluoroalkyl.

In another embodiment of the present invention there is provided a compound according to formula **I** wherein $\mathbf{R^1}$ is $\mathbf{R^{1a}}$ optionally substituted by halogen, C_{1-6} alkyl, C_{1-3} haloalkyl, C_{1-6}

alkoxy, or hydroxy, $\mathbf{R^2}$ is phenyl substituted with $(CH_2)_nNR^cR^d$ and additionally optionally independently substituted with one to two substitutents selected from the group consisting of, cyano, C_{1-6} alkoxycarbonyl, carbamoyl, N-alkylcarbamoyl, N,N-dialkylcarbamoyl, $(CH_2)_{0-2}CO_2H$, SO_2NH_2, C_{1-6} alkylsulfinyl and C_{1-6} alkylsulfonyl, **n** is zero, and $\mathbf{R^3}$ is $CR^{4a}R^{4b}R^{4c}$ wherein $\mathbf{R^{4a}}$, $\mathbf{R^{4b}}$ and $\mathbf{R^{4c}}$ are Me or CD_3.

In a another embodiment of the present invention there is provided a compound according to formula **I** wherein **X** is CH, $\mathbf{R^1}$ is $\mathbf{R^{1a}}$ optionally substituted by halogen, C_{1-6} alkyl, C_{1-3} haloalkyl, C_{1-6} alkoxy, or hydroxy, $\mathbf{R^2}$ is phenyl substituted with $(CH_2)_nNR^cR^d$ and additionally optionally independently substituted with one to two substitutents selected from the group consisting of, cyano, C_{1-6} alkoxycarbonyl, carbamoyl, N-alkylcarbamoyl, N,N-dialkylcarbamoyl, $(CH_2)_{0-2}CO_2H$, SO_2NH_2, C_{1-6} alkylsulfinyl and C_{1-6} alkylsulfonyl, **n** is zero, and $\mathbf{R^3}$ is $CR^{4a}R^{4b}R^{4c}$ wherein $\mathbf{R^{4a}}$, $\mathbf{R^{4b}}$ and $\mathbf{R^{4c}}$ are Me or CD_3.

In another embodiment of the present invention there is provided a compound according to formula **I** wherein **X** is CH, $\mathbf{R^1}$ is $\mathbf{R^{1a}}$ optionally substituted by halogen, C_{1-6} alkyl, C_{1-3} haloalkyl, C_{1-6} alkoxy, or hydroxy, $\mathbf{R^2}$ is pyridinyl substituted with $(CH_2)_nNR^cR^d$ and additionally optionally independently substituted with one to two substitutents selected from the group consisting of, cyano, C_{1-6} alkoxycarbonyl, carbamoyl, N-alkylcarbamoyl, N,N-dialkylcarbamoyl, $(CH_2)_{0-2}CO_2H$, SO_2NH_2, C_{1-6} alkylsulfinyl and C_{1-6} alkylsulfonyl, **n** is zero, and $\mathbf{R^3}$ is $CR^{4a}R^{4b}R^{4c}$ wherein $\mathbf{R^{4a}}$, $\mathbf{R^{4b}}$ and $\mathbf{R^{4c}}$ are Me or CD_3.

In another embodiment of the present invention there is provided a compound according to formula **I** wherein $\mathbf{R^1}$ is $\mathbf{R^{1a}}$ optionally substituted by halogen, C_{1-6} alkyl, C_{1-3} haloalkyl, C_{1-6} alkoxy, or hydroxy, $\mathbf{R^2}$ is phenyl substituted with $(CH_2)_nNR^cR^d$ and additionally optionally independently substituted with one to two substitutents selected from the group consisting of, cyano, C_{1-6} alkoxycarbonyl, carbamoyl, N-alkylcarbamoyl, N,N-dialkylcarbamoyl, $(CH_2)_{0-2}CO_2H$, SO_2NH_2, C_{1-6} alkylsulfinyl and C_{1-6} alkylsulfonyl, **n** is zero, and $\mathbf{R^3}$ is $CR^{4a}R^{4b}R^{4c}$ wherein $\mathbf{R^{4a}}$ and $\mathbf{R^{4b}}$ together are C_2 alkylene and $\mathbf{R^{4c}}$ C_{1-3} alkyl, cyano or C_{1-2} fluoroalkyl.

In another embodiment of the present invention there is provided a compound according to formula **I** wherein $\mathbf{R^1}$ is $\mathbf{R^{1a}}$ optionally substituted by halogen, C_{1-6} alkyl, C_{1-3} haloalkyl, C_{1-6} alkoxy, or hydroxy, $\mathbf{R^2}$ is NR^aR^b and $\mathbf{R^3}$ is CF_3, CH_2CF_3, $CHR^{4a}R^{4b}$ or $CR^{4a}R^{4b}R^{4c}$ wherein (i)

R^{4a}, R^{4b} and R^{4c} are independently selected from C_{1-3} alkyl or CD_3 or (ii) when taken together, R^{4a} and R^{4b} together are C_{2-4} alkylene and R^{4c} C_{1-3} alkyl, halogen, cyano or C_{1-2} fluoroalkyl.

In another embodiment of the present invention there is provided a compound according to formula **I** wherein R^1 is R^{1a} optionally substituted by halogen, C_{1-6} alkyl, C_{1-3} haloalkyl, C_{1-6} alkoxy, or hydroxy, R^2 is NR^aR^b and R^3 is CF_3 or $CR^{4a}R^{4b}R^{4c}$ wherein R^{4a}, R^{4b} and R^{4c} are independently selected from C_{1-3} alkyl or CD_3.

In another embodiment of the present invention there is provided a compound according to formula **I** wherein R^1 is R^{1a} optionally substituted by halogen, C_{1-6} alkyl, C_{1-3} haloalkyl, C_{1-6} alkoxy, or hydroxy, R^2 is N1-pyrrolidin-3-ylmethyl-methanesulfonamide and R^3 is CF_3 or $CR^{4a}R^{4b}R^{4c}$ wherein R^{4a}, R^{4b} and R^{4c} are independently selected from C_{1-3} alkyl or CD_3.

In another embodiment of the present invention there is provided a compound according to formula **I** wherein R^1 is R^{1a} optionally substituted by halogen, C_{1-6} alkyl, C_{1-3} haloalkyl, C_{1-6} alkoxy, or hydroxy, R^2 is N-(S)-1-pyrrolidin-3-ylmethyl-methanesulfonamide and R^3 is CF_3 or $CR^{4a}R^{4b}R^{4c}$ wherein R^{4a}, R^{4b} and R^{4c} are independently selected from C_{1-3} alkyl or CD_3.

In still another embodiment of the present invention there is provided a compound according to formula **I** wherein R^1 is R^{1a} optionally substituted by halogen, C_{1-6} alkyl, C_{1-3} haloalkyl, C_{1-6} alkoxy, or hydroxy, R^2 is N-(S)-1-pyrrolidin-3-ylmethyl-methanesulfonamide and R^3 is CF_3 or $CR^{4a}R^{4b}R^{4c}$ wherein R^{4a}, R^{4b} and R^{4c} are independently selected from C_{1-3} alkyl.

In another embodiment of the present invention there is provided a compound according to formula **I** wherein R^1 is R^{1d}, R^2 is (a) aryl or (b) heteroaryl wherein said aryl or said heteroaryl are substituted with $(CH_2)_nNR^cR^d$ and additionally optionally independently substituted with one to two substitutents selected from the group consisting of, cyano, C_{1-6} alkoxycarbonyl, carbamoyl, N-alkylcarbamoyl, N,N-dialkylcarbamoyl, $(CH_2)_{0-2}CO_2H$, SO_2NH_2, C_{1-6} alkylsulfinyl and C_{1-6} alkylsulfonyl, **n** is zero, and R^3 is CF_3, CH_2CF_3, $CHR^{4a}R^{4b}$ or $CR^{4a}R^{4b}R^{4c}$ wherein (i) R^{4a}, R^{4b} and R^{4c} are independently selected from C_{1-3} alkyl or CD_3 or (ii) when taken together, R^{4a} and R^{4b} together are C_{2-4} alkylene and R^{4c} C_{1-3} alkyl, halogen, cyano or C_{1-2} fluoroalkyl.

In another embodiment of the present invention there is provided a compound according to formula **I** wherein R^1 is R^{1d}, R^2 is (a) aryl or (b) heteroaryl wherein said aryl or said heteroaryl

are substituted with $(CH_2)_nNR^cR^d$ and additionally optionally independently substituted with one to two substitutents selected from the group consisting of, cyano, C_{1-6} alkoxycarbonyl, carbamoyl, N-alkylcarbamoyl, N,N-dialkylcarbamoyl, $(CH_2)_{0-2}CO_2H$, SO_2NH_2, C_{1-6} alkylsulfinyl and C_{1-6} alkylsulfonyl, **n** is zero, and $\mathbf{R^3}$ is CF_3.

In another embodiment of the present invention there is provided a compound according to formula **I** wherein $\mathbf{R^1}$ is $\mathbf{R^{1d}}$, $\mathbf{R^2}$ is phenyl substituted with $(CH_2)_nNR^cR^d$ and additionally optionally independently substituted with one to two substitutents selected from the group consisting of, cyano, C_{1-6} alkoxycarbonyl, carbamoyl, N-alkylcarbamoyl, N,N-dialkylcarbamoyl, $(CH_2)_{0-2}CO_2H$, SO_2NH_2, C_{1-6} alkylsulfinyl and C_{1-6} alkylsulfonyl, **n** is zero, and $\mathbf{R^3}$ is $CR^{4a}R^{4b}R^{4c}$ wherein $\mathbf{R^{4a}}$, $\mathbf{R^{4b}}$ and $\mathbf{R^{4c}}$ are Me or CD_3.

In another embodiment of the present invention there is provided a compound according to formula **I** wherein $\mathbf{R^1}$ is $\mathbf{R^{1d}}$, $\mathbf{R^2}$ is phenyl substituted with $(CH_2)_nNR^cR^d$ and additionally optionally independently substituted with one to two substitutents selected from the group consisting of, cyano, C_{1-6} alkoxycarbonyl, carbamoyl, N-alkylcarbamoyl, N,N-dialkylcarbamoyl, $(CH_2)_{0-2}CO_2H$, SO_2NH_2, C_{1-6} alkylsulfinyl and C_{1-6} alkylsulfonyl, **n** is zero, and $\mathbf{R^3}$ is $CR^{4a}R^{4b}R^{4c}$ wherein $\mathbf{R^{4a}}$, $\mathbf{R^{4b}}$ and $\mathbf{R^{4c}}$ are Me or CD_3.

In another embodiment of the present invention there is provided a compound according to formula **I** wherein $\mathbf{R^1}$ is 2,4-dioxo-tetrahydro-pyrimidin-1-yl, $\mathbf{R^2}$ is pyridinyl substituted with $(CH_2)_nNR^cR^d$ and additionally optionally independently substituted with one to two substitutents selected from the group consisting of, cyano, C_{1-6} alkoxycarbonyl, carbamoyl, N-alkylcarbamoyl, N,N-dialkylcarbamoyl, $(CH_2)_{0-2}CO_2H$, SO_2NH_2, C_{1-6} alkylsulfinyl and C_{1-6} alkylsulfonyl, **n** is zero, and $\mathbf{R^3}$ is $CR^{4a}R^{4b}R^{4c}$ wherein $\mathbf{R^{4a}}$, $\mathbf{R^{4b}}$ and $\mathbf{R^{4c}}$ are Me or CD_3.

In a another embodiment of the present invention there is provided a compound according to formula **I** wherein $\mathbf{R^1}$ is $\mathbf{R^{1d}}$, $\mathbf{R^2}$ is phenyl substituted with $(CH_2)_nNR^cR^d$ and additionally optionally independently substituted with one to two substitutents selected from the group consisting of, cyano, C_{1-6} alkoxycarbonyl, carbamoyl, N-alkylcarbamoyl, N,N-dialkylcarbamoyl, $(CH_2)_{0-2}CO_2H$, SO_2NH_2, C_{1-6} alkylsulfinyl and C_{1-6} alkylsulfonyl, **n** is zero, and $\mathbf{R^3}$ is $CR^{4a}R^{4b}R^{4c}$ wherein $\mathbf{R^{4a}}$ and $\mathbf{R^{4b}}$ together are C_2 alkylene and $\mathbf{R^{4c}}$ C_{1-3} alkyl, cyano or C_{1-2} fluoroalkyl.

In another embodiment of the present invention there is provided a compound according to formula **I** wherein $\mathbf{R^1}$ is $\mathbf{R^{1d}}$, $\mathbf{R^2}$ is $N\mathbf{R^a R^b}$ and $\mathbf{R^3}$ is CF_3, CH_2CF_3, $CH\mathbf{R^{4a}R^{4b}}$ or $C\mathbf{R^{4a}R^{4b}R^{4c}}$ wherein (i) $\mathbf{R^{4a}, R^{4b}}$ and $\mathbf{R^{4c}}$ are independently selected from C_{1-3} alkyl or CD_3 or (ii) when taken together, $\mathbf{R^{4a}}$ and $\mathbf{R^{4b}}$ together are C_{2-4} alkylene and $\mathbf{R^{4c}}$ C_{1-3} alkyl, halogen, cyano or C_{1-2} fluoroalkyl.

In another embodiment of the present invention there is provided a compound according to formula **I** wherein $\mathbf{R^1}$ is $\mathbf{R^{1d}}$, $\mathbf{R^2}$ is $N\mathbf{R^a R^b}$ and $\mathbf{R^3}$ is CF_3 or $C\mathbf{R^{4a}R^{4b}R^{4c}}$ wherein $\mathbf{R^{4a}, R^{4b}}$ and $\mathbf{R^{4c}}$ are independently selected from C_{1-3} alkyl or CD_3.

In another embodiment of the present invention there is provided a compound according to formula **I** wherein $\mathbf{R^1}$ is $\mathbf{R^{1d}}$, C_{1-6} alkoxy, or hydroxy, $\mathbf{R^2}$ is N1-pyrrolidin-3-ylmethyl-methanesulfonamide and $\mathbf{R^3}$ is CF_3 or $C\mathbf{R^{4a}R^{4b}R^{4c}}$ wherein $\mathbf{R^{4a}, R^{4b}}$ and $\mathbf{R^{4c}}$ are independently selected from C_{1-3} alkyl or CD_3.

In another embodiment of the present invention there is provided a compound according to formula **I** wherein $\mathbf{R^1}$ is $\mathbf{R^{1d}}$, $\mathbf{R^2}$ is N-(S)-1-pyrrolidin-3-ylmethyl-methanesulfonamide and $\mathbf{R^3}$ is CF_3 or $C\mathbf{R^{4a}R^{4b}R^{4c}}$ wherein $\mathbf{R^{4a}, R^{4b}}$ and $\mathbf{R^{4c}}$ are independently selected from C_{1-3} alkyl or CD_3.

In still another embodiment of the present invention there is provided a compound according to formula **I** wherein $\mathbf{R^1}$ is $\mathbf{R^{1d}}$, $\mathbf{R^2}$ is N-(S)-1-pyrrolidin-3-ylmethyl-methanesulfonamide and $\mathbf{R^3}$ is CF_3 or $C\mathbf{R^{4a}R^{4b}R^{4c}}$ wherein $\mathbf{R^{4a}, R^{4b}}$ and $\mathbf{R^{4c}}$ are independently selected from C_{1-3} alkyl.

In another embodiment of the present invention there is provided a compound according to formula **I** wherein $\mathbf{R^1}$ is is $\mathbf{R^{1b}}$, $\mathbf{R^5}$ is hydrogen or methyl, $\mathbf{R^2}$ is phenyl substituted with $(CH_2)_n N\mathbf{R^c R^d}$ and additionally optionally independently substituted with one to two substitutents selected from the group consisting of, cyano, C_{1-6} alkoxycarbonyl, carbamoyl, N-alkylcarbamoyl, N,N-dialkylcarbamoyl, $(CH_2)_{0-2}CO_2H$, SO_2NH_2, C_{1-6} alkylsulfinyl and C_{1-6} alkylsulfonyl, **n** is zero, and $\mathbf{R^3}$ is $C\mathbf{R^{4a}R^{4b}R^{4c}}$ wherein $\mathbf{R^{4a}, R^{4b}}$ and $\mathbf{R^{4c}}$ are Me or CD_3.

In another embodiment of the present invention there is provided a compound according to formula **I** wherein $\mathbf{R^1}$ is $\mathbf{R^{1c}}$, $\mathbf{R^5}$ is hydrogen or methyl, $\mathbf{R^2}$ is phenyl substituted with $(CH_2)_n N\mathbf{R^c R^d}$ and additionally optionally independently substituted with one to two substitutents selected from the group consisting of, cyano, C_{1-6} alkoxycarbonyl, carbamoyl, N-

alkylcarbamoyl, N,N-dialkylcarbamoyl, $(CH_2)_{0-2}CO_2H$, SO_2NH_2, C_{1-6} alkylsulfinyl and C_{1-6} alkylsulfonyl, **n** is zero, and $\mathbf{R^3}$ is $\mathbf{CR^{4a}R^{4b}R^{4c}}$ wherein $\mathbf{R^{4a}}$, $\mathbf{R^{4b}}$ and $\mathbf{R^{4c}}$ are Me or CD_3.

In another embodiment of the present invention there is provided a compound according to formula **I** wherein $\mathbf{R^1}$ is $\mathbf{R^{1e}}$, $\mathbf{R^5}$ is hydrogen or methyl, $\mathbf{R^2}$ is phenyl substituted with $(CH_2)_nNR^cR^d$ and additionally optionally independently substituted with one to two substitutents selected from the group consisting of, cyano, C_{1-6} alkoxycarbonyl, carbamoyl, N-alkylcarbamoyl, N,N-dialkylcarbamoyl, $(CH_2)_{0-2}CO_2H$, SO_2NH_2, C_{1-6} alkylsulfinyl and C_{1-6} alkylsulfonyl, **n** is zero, and $\mathbf{R^3}$ is $\mathbf{CR^{4a}R^{4b}R^{4c}}$ wherein $\mathbf{R^{4a}}$, $\mathbf{R^{4b}}$ and $\mathbf{R^{4c}}$ are Me or CD_3.

In another embodiment of the present invention there is provided a compound selected from TABLE 1.

In another embodiment of the present invention there is provide a method of treating a HCV infection in a patient in need thereof comprising administering a therapeutically effective amount of a compound according to formula **I** wherein $\mathbf{R^1}$, $\mathbf{R^2}$, $\mathbf{R^3}$, $\mathbf{R^4}$ $\mathbf{R^{4a}}$, $\mathbf{R^{4b}}$, $\mathbf{R^{4c}}$, $\mathbf{R^5}$, $\mathbf{R^a}$, $\mathbf{R^b}$, $\mathbf{R^c}$, $\mathbf{R^d}$, $\mathbf{R^e}$, $\mathbf{R^f}$, $\mathbf{R^g}$ and **n** are as defined herein above.

In another embodiment of the present invention there is provide a method of treating a HCV infection in a patient in need thereof comprising co-administering a therapeutically effective amount of a compound according to formula **I** wherein $\mathbf{R^1}$, $\mathbf{R^2}$, $\mathbf{R^3}$, $\mathbf{R^4}$ $\mathbf{R^{4a}}$, $\mathbf{R^{4b}}$, $\mathbf{R^{4c}}$, $\mathbf{R^5}$, $\mathbf{R^a}$, $\mathbf{R^b}$, $\mathbf{R^c}$, $\mathbf{R^d}$, $\mathbf{R^e}$, $\mathbf{R^f}$, $\mathbf{R^g}$ and **n** are as defined herein above and at least one immune system modulator and/or at least one antiviral agent that inhibits replication of HCV.

In another embodiment of the present invention there is provide a method of treating a disease caused by HCV in a patient in need thereof comprising co-administering a therapeutically effective amount of a compound according to formula **I** wherein $\mathbf{R^1}$, $\mathbf{R^2}$, $\mathbf{R^3}$, $\mathbf{R^4}$ $\mathbf{R^{4a}}$, $\mathbf{R^{4b}}$, $\mathbf{R^{4c}}$, $\mathbf{R^a}$, $\mathbf{R^b}$, $\mathbf{R^c}$, $\mathbf{R^d}$, $\mathbf{R^e}$, $\mathbf{R^f}$, $\mathbf{R^g}$ and **n** are as defined herein above and at least one immune system modulator selected from interferon, interleukin, tumor necrosis factor or colony stimulating factor.

In another embodiment of the present invention there is provide a method of treating a HCV infection in a patient in need thereof comprising co-administering a therapeutically effective amount of a compound according to formula **I** wherein $\mathbf{R^1}$, $\mathbf{R^2}$, $\mathbf{R^3}$, $\mathbf{R^4}$ $\mathbf{R^{4a}}$, $\mathbf{R^{4b}}$, $\mathbf{R^{4c}}$, $\mathbf{R^a}$, $\mathbf{R^b}$, $\mathbf{R^c}$,

R^d, R^e, R^f, R^g and **n** are as defined herein above and an interferon or chemically derivatized interferon.

In another embodiment of the present invention there is provide a method of treating a HCV infection in a patient in need thereof comprising co-administering a therapeutically effective amount of a compound according to formula **I** wherein R^1, R^2, R^3, R^4 R^{4a}, R^{4b}, R^{4c}, R^5, R^a, R^b, R^c, R^d, R^e, R^f, R^g and **n** are as defined herein above and another antiviral compound selected from the group consisting of a HCV protease inhibitor, another HCV polymerase inhibitor, a HCV helicase inhibitor, a HCV primase inhibitor and a HCV fusion inhibitor.

In another embodiment of the present invention there is provided a method for inhibiting viral replication in a cell by delivering a therapeutically effective amount of a compound of the formula **I** wherein R^1, R^2, R^3, R^4 R^{4a}, R^{4b}, R^{4c}, R^5, R^a, R^b, R^c, R^d, R^e, R^f, R^g and **n** are as defined herein above admixed with at least one pharmaceutically acceptable carrier, diluent or excipient.

In another embodiment of the present invention there is provided a composition comprising a compound according to formula **I** wherein R^1, R^2, R^3, R^4 R^{4a}, R^{4b}, R^{4c}, R^5, R^a, R^b, R^c, R^d, R^e, R^f, R^g and **n** are as defined herein above with at least one pharmaceutically acceptable carrier, diluent or excipient.

The term “alkyl” as used herein without further limitation alone or in combination with other groups, denotes an unbranched or branched chain, saturated, monovalent hydrocarbon residue containing 1 to 10 carbon atoms. "$C_{1\text{-}6}$ alkyl" as used herein refers to an alkyl composed of 1 to 6 carbons. Examples of alkyl groups include, but are not limited to, lower alkyl groups include methyl, ethyl, propyl, iso-propyl, n-butyl, iso-butyl, tert-butyl, neopentyl, hexyl, and octyl. Any carbon hydrogen bond can be replaced by a carbon deuterium bond with departing from the scope of the invention.

The definitions described herein may be appended to form chemically-relevant combinations, such as “heteroalkylaryl,” “haloalkylheteroaryl,” “arylalkylheterocyclyl,” “alkylcarbonyl,” “alkoxyalkyl,” and the like. When the term “alkyl” is used as a suffix following another term, as in “phenylalkyl,” or “hydroxyalkyl,” this is intended to refer to an alkyl group, as defined above, being substituted with one to two substituents selected from the other specifically-named group. Thus, for example, “phenylalkyl” refers to an alkyl group having one to two phenyl substituents,

and thus includes benzyl, phenylethyl, and biphenyl. An “alkylaminoalkyl” is an alkyl group having one to two alkylamino substituents. “Hydroxyalkyl" includes 2-hydroxyethyl, 2-hydroxypropyl, 1-(hydroxymethyl)-2-methylpropyl, 2-hydroxybutyl, 2,3-dihydroxybutyl, 2-(hydroxymethyl), 3-hydroxypropyl, and so forth. Accordingly, as used herein, the term “hydroxyalkyl” is used to define a subset of heteroalkyl groups defined below. The term (ar)alkyl refers to either an unsubstituted alkyl or an aralkyl group. The term (hetero)aryl or (hetero)aryl refers to either an aryl or a heteroaryl group.

The term "alkylene" as used herein denotes a divalent saturated linear hydrocarbon radical of 1 to 10 carbon atoms (e.g., $(CH_2)_n$)or a branched saturated divalent hydrocarbon radical of 2 to 10 carbon atoms (e.g., -CHMe- or -CH_2CH(i-Pr)CH_2-), unless otherwise indicated. C_{0-4} alkylene refers to a linear or branched saturated divalent hydrocarbon radical comprising 1-4 carbon atoms or, in the case of C_0, the alkylene radical is omitted. Except in the case of methylene, the open valences of an alkylene group are not attached to the same atom. Examples of alkylene radicals include, but are not limited to, methylene, ethylene, propylene, 2-methyl-propylene, 1,1-dimethyl-ethylene, butylene, 2-ethylbutylene.

The term "alkoxy" as used herein means an -O-alkyl group, wherein alkyl is as defined above such as methoxy, ethoxy, n-propyloxy, i-propyloxy, n-butyloxy, i-butyloxy, t-butyloxy, pentyloxy, hexyloxy, including their isomers. "Lower alkoxy" as used herein denotes an alkoxy group with a "lower alkyl" group as previously defined. "C_{1-10} alkoxy" as used herein refers to an-O-alkyl wherein alkyl is C_{1-10}.

The term “haloalkyl” as used herein denotes an unbranched or branched chain alkyl group as defined above wherein 1, 2, 3 or more hydrogen atoms are substituted by a halogen. Examples are 1-fluoromethyl, 1-chloromethyl, 1-bromomethyl, 1-iodomethyl, difluoromethyl, trifluoromethyl, trichloromethyl, 1-fluoroethyl, 1-chloroethyl, 1 2-fluoroethyl, 2-chloroethyl, 2-bromoethyl, 2,2-dichloroethyl, 3-bromopropyl or 2,2,2-trifluoroethyl. The term “fluoroalkyl” as used herein refers to a haloalkyl moiety wherein fluorine is the halogen.

The term “acyl” (or "alkanoyl") as used herein denotes a group of formula -C(=O)R wherein R is hydrogen or lower alkyl as defined herein. The term or "alkylcarbonyl" as used herein denotes a group of formula C(=O)R wherein R is alkyl as defined herein. The term C_{1-6} acyl or "alkanoyl" refers to a group -C(=O)R contain 1 to 6 carbon atoms. The C_1 acyl group is the formyl group

wherein R = H and a C_6 acyl group refers to hexanoyl when the alkyl chain is unbranched. The term "arylcarbonyl" or "aroyl" as used herein means a group of formula C(=O)R wherein R is an aryl group; the term "benzoyl" as used herein an "arylcarbonyl" or "aroyl" group wherein R is phenyl.

The terms "alkylsulfonyl" and "arylsulfonyl"as used herein denotes a group of formula $-S(=O)_2R$ wherein R is alkyl or aryl respectively and alkyl and aryl are as defined herein. The term C_{1-3} alkylsulfonylamido as used herein refers to a group RSO_2NH- wherein R is a C_{1-3} alkyl group as defined herein. The terms C_{1-6} haloalkylsulfonyl, C_{3-7} cycloalkylsulfonyl, C_{3-7} cycloalkyl-C_{1-3} alkyl-sulfonyl or C_{1-6} alkoxy-C_{1-6} alkylsulfonyl refer to a compound, $S(=O)_2R$ wherein R is C_{1-6} haloalkyl, C_{3-7} cycloalkyl, C_{3-7} cycloalkyl-C_{1-3} alkyl and C_{1-6} alkoxy-C_{1-6} alkyl, respectively.

The terms "alkylsulfonylamido" and "arylsulfonylamido"as used herein denotes a group of formula $-NR'S(=O)_2R$ wherein R is alkyl or aryl respectively, R' is hydrogen or C_{1-3} alkyl, and alkyl and aryl are as defined herein. The term "sulfonylamino" may be use as a prefix while "sulfonylamide" is the corresponding suffix.

The term “cycloalkyl” as used herein denotes a saturated carbocyclic ring containing 3 to 8 carbon atoms, i.e. cyclopropyl, cyclobutyl, cyclopentyl, cyclohexyl, cycloheptyl or cyclooctyl. "C_{3-7} cycloalkyl" as used herein refers to an cycloalkyl composed of 3 to 7 carbons in the carbocyclic ring.

The term “cycloalkylalkyl” as used herein refers to the radical R'R"-, wherein R' is a cycloalkyl radical as defined herein, and R" is an alkylene radical as defined herein with the understanding that the attachment point of the cycloalkylalkyl moiety will be on the alkylene radical. Examples of cycloalkylalkyl radicals include, but are not limited to, cyclopropylmethyl, cyclohexylmethyl, cyclopentylethyl. C_{3-7} cycloalkyl-C_{1-3} alkyl refers to the radical R'R" where R' is C_{3-7} cyclolalkyl and R" is C_{1-3} alkylene as defined herein.

The term "halogen" or "halo" as used herein means fluorine, chlorine, bromine, or iodine.

The terms "hydroxyalkyl" and "alkoxyalkyl" as used herein denotes alkyl radical as herein defined wherein one to three hydrogen atoms on different carbon atoms is/are replaced by hydroxyl or alkoxy groups respectively. A C_{1-3} alkoxy-C_{1-6} alkyl moiety refers to a C_{1-6} alkyl

substituent in which 1 to 3 hydrogen atoms are replaced by a C_{1-3} alkoxy and the point of attachment of the alkoxy is the oxygen atom.

The terms "alkoxycarbonyl" and "aryloxycarbonyl"as used herein denotes a group of formula -C(=O)OR wherein R is alkyl or aryl respectively and alkyl and aryl are as defined herein.

The term "cyano" as used herein refers to a carbon linked to a nitrogen by a triple bond, i.e., -C≡N. The term "nitro" as used herein refers to a group -NO_2. The term “carboxy” as used herein refers to a group –CO_2H.

The term oxo refers to a doubly bonded oxygen (=O),, *i.e.* a carbonyl group.

The term “acyl” (or "alkanoyl") as used herein denotes a group of formula -C(=O)R wherein R is hydrogen or lower alkyl as defined herein. The term or "alkylcarbonyl" as used herein denotes a group of formula C(=O)R wherein R is alkyl as defined herein. The term C_{1-6} acyl or "alkanoyl" refers to a group -C(=O)R contain 1 to 6 carbon atoms. The C_1 acyl group is the formyl group wherein R = H and a C6 acyl group refers to hexanoyl when the alkyl chain is unbranched. The term "arylcarbonyl" or "aroyl" as used herein means a group of formula C(=O)R wherein R is an aryl group; the term "benzoyl" as used herein an "arylcarbonyl" or "aroyl" group wherein R is

The term "heteroaryl" as used herein without additional definition or limitation refers to "pyridinyl", "pyrazinyl" and "pyridazinyl" rings. The term "pyridine" ("pyridinyl) refers to a six-membered heteroaromatic ring with one nitrogen atom. The terms "pyrimidine" (pyrimidinyl), "pyrazine" ("pyrazinyl") and "pyridazine" ("pyridazinyl") refer to a six-membered nonfused heteroaromatic ring with two nitrogen atoms disposed in a 1,3, a 1,4 and a 1,2 relationship respectively. The respective radical names are in parentheses.

The term "sulfamoyl" as used herein refers to the radical -$S(O)_2NH_2$. The terms "N-alkylsulfamoyl" and "N, N-dialkylsulfamoyl" as used herein refers to the radical -$S(O)_2NR'R"$, wherein R' and R" are hydrogen and lower alkyl and R' and R" are independently lower alkyl respectively. Examples of N-alkylsulfamoyl substituents include, but are not limited to methylaminosulfonyl, *iso*-propylaminosulfonyl. Examples of N,N-dialkylsulfamoyl substituents include, but are not limited to dimethylaminosulfonyl, *iso*-propyl-methylaminosulfonyl.

The term "carbamoyl" as used herein means the radical -$CONH_2$. The prefix "N-alkylcabamoyl" and "N,N-dialkylcarbamoyl" means a radical CONHR' or CONR'R" respectively wherein the R' and R" groups are independently alkyl as defined herein. The prefix N-arylcarbamoyl" denotes the radical CONHR' wherein R' is an aryl radical as defined herein.

The terms "alkylsulfinyl" and "arylsulfinyl"as used herein denotes a group of formula -S(=O)R wherein R is alkyl or aryl respectively and alkyl and aryl are as defined herein.

The terms "alkylsulfonyl" and "arylsulfonyl"as used herein denotes a group of formula -$S(=O)_2R$ wherein R is alkyl or aryl respectively and alkyl and aryl are as defined herein.

The term "benzyl" as used herein refers to a $C_6H_5CH_2$ radical wherein the phenyl ring which can optionally be substituted with one or more, preferably one or three substituents independently selected from hydroxy, thio, cyano, alkyl, alkoxy, lower haloalkoxy, alkylthio, halogen , haloalkyl, hydroxyalkyl, nitro, alkoxycarbonyl, amino, alkylamino, dialkylamino, aminoalkyl, alkylaminoalkyl, and dialkylaminoalkyl, alkylsulfonyl, arylsulfinyl, alkylaminosulfonyl, arylaminosulfonyl, alkylsulfonylamino, arylsulfonylamino, carbamoyl, alkylcarbamoyl and dialkylcarbamoyl, arylcarbamoyl, alkylcarbonylamino, arylcarbonylamino, unless otherwise indicated.

The term "heteroaryl" as used herein without additional definition or limitation refers to "pyridinyl", "pyrazinyl" and "pyridazinyl" rings. The term "pyridine" ("pyridinyl) refers to a six-membered heteroaromatic ring with one nitrogen atom. The terms "pyrimidine" (pyrimidinyl), "pyrazine" ("pyrazinyl") and "pyridazine" ("pyridazinyl") refer to a six-membered nonfused heteroaromatic ring with two nitrogen atoms disposed in a 1,3, a 1,4 and a 1,2 relationship respectively. The respective radical names are in parentheses.

The terms "oxetane" (oxetanyl), "tetrahydrofuran" (tetrahydrofuranyl) and "tetrahydropyran" (tetrahydropyranyl") refer to a four, five and six-membered non-fused heterocyclic ring respectively, each containing one oxygen atom.

The term "aryl" as used herein refers to phenyl.

The term "cyclic amine" denotes a saturated carbon ring, containing from 3 to 6 carbon atoms as defined above, and wherein at least one of the carbon atoms is replaced by a heteroatom selected

from the group consisting of N, O or S, for example, piperidine, piperazine, morpholine, thiomorpholine, di-oxo-thiomorpholine, pyrrolidine, pyrazoline, imidazolidine, azetidine wherein the cyclic carbon atoms are optionally substituted by one or more substituents, selected from the group consisting of halogen, hydroxy, phenyl, lower alkyl, lower alkoxy or 2-hydrogen atoms on a carbon are both replace by oxo (=O). When the cyclic amine is a piperazine, one nitrogen atom can be optionally substituted by C_{1-6} alkyl, C_{1-6} acyl, C_{1-6} alkylsulfonyl.

The terms (*i*) 2,4-dioxo-1,2,3,4-tetrahydro-pyrimidin-5-yl (when $\mathbf{R^5}$ is H), (*ii*) 2,4-dioxo-3,4-dihydro-2H-pyrimidin-1-yl, (*iii*) 2,4-dioxo-1,2,3,4-tetrahydro-2H-pyrimidin-1-yl or (*iv*) 3-methyl-5-oxo-1,5-dihydro-[1,2,4]triazol-4-yl refer to the following moieties:

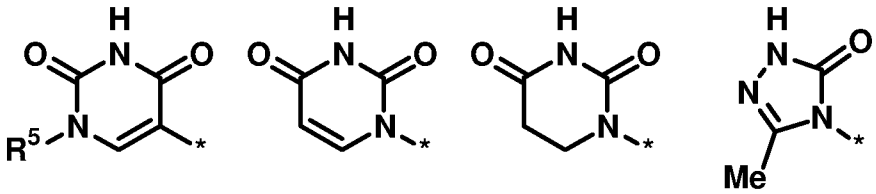

(*i*) (*ii*) (*iii*) (*iv*)

3-oxo-3,4-dihydro-pyrazin-2-yl, (*ii*) 3-oxo-2,3-dihydro-pyridazin-4-yl, (*iii*) 2-oxo-1,2-dihydro-pyrimidin-4-one-5-yl, (iv) 2-oxo-1,2-dihydro-pyridin-3-yl, (*v*) 6-oxo-1,6-dihydro-[1,2,4]triazin-5-yl and (*vi*).

Commonly used abbreviations include: acetyl (Ac), aqueous (aq.), atmospheres (Atm), 2,2'-bis(diphenylphosphino)-1,1'-binaphthyl (BINAP), *tert*-butoxycarbonyl (Boc), di-*tert*-butyl pyrocarbonate or boc anhydride (BOC_2O), benzyl (Bn), butyl (Bu), Chemical Abstracts Registration Number (CASRN), benzyloxycarbonyl (CBZ or Z), carbonyl diimidazole (CDI), 1,5-diazabicyclo[4.3.0]non-5-ene (DBN), 1,8-diazabicyclo[5.4.0]undec-7-ene (DBU), N,N'-dicyclohexylcarbodiimide (DCC), 1,2-dichloroethane (DCE), dichloromethane (DCM), diethyl azodicarboxylate (DEAD), di-*iso*-propylazodicarboxylate (DIAD), di-*iso*-butylaluminumhydride (DIBAL or DIBAL-H), di-*iso*-propylethylamine (DIPEA), N,N-dimethyl acetamide (DMA), 4-N,N-dimethylaminopyridine (DMAP), N,N-dimethylformamide (DMF), dimethyl sulfoxide (DMSO), 1-(3-dimethylaminopropyl)-3-ethylcarbodiimide hydrochloride (EDCI), ethyl (Et), ethyl acetate (EtOAc), ethanol (EtOH), 2-ethoxy-2H-quinoline-1-carboxylic acid ethyl ester (EEDQ), diethyl ether (Et_2O), O-(7-azabenzotriazole-1-yl)-N, N,N'N'-tetramethyluronium hexafluorophosphate acetic acid (HATU), acetic acid (HOAc), 1-N-hydroxybenzotriazole (HOBt), high pressure liquid chromatography (HPLC), *iso*-propanol (IPA), methanol (MeOH),

melting point (mp), $MeSO_2$- (mesyl or Ms), methyl (Me), acetonitrile (MeCN), m-chloroperbenzoic acid (MCPBA), mass spectrum (ms), methyl *tert*-butyl ether (MTBE), N-methylmorpholine (NMM), N-methylpyrrolidone (NMP), phenyl (Ph), propyl (Pr), *iso*-propyl (i-Pr), pounds per square inch (psi), pyridine (pyr), room temperature (rt or RT), satd. (saturated), *tert*-butyldimethylsilyl or t-$BuMe_2Si$ (TBDMS), triethylamine (TEA or Et_3N), triflate or CF_3SO_2- (Tf), trifluoroacetic acid (TFA), O-benzotriazol-1-yl-N,N,N',N'-tetramethyluronium tetrafluoroborate (TBTU), thin layer chromatography (TLC), tetrahydrofuran (THF), tetramethylethylenediamine (TMEDA), trimethylsilyl or Me_3Si (TMS), p-toluenesulfonic acid monohydrate (TsOH or pTsOH), 4-Me-C_6H4SO_2- or tosyl (Ts), N-urethane-N-carboxyanhydride (UNCA). Conventional nomenclature including the prefixes normal (*n*-), iso (*i*-), secondary (*sec*-), *tert*iary (*tert*-) and *neo*- have their customary meaning when used with an alkyl moiety. (J. Rigaudy and D. P. Klesney, Nomenclature in Organic Chemistry, IUPAC **1979** Pergamon Press, Oxford.).

Examples of representative compounds encompassed by the present invention and within the scope of the invention are provided in the following Table. These examples and preparations which follow are provided to enable those skilled in the art to more clearly understand and to practice the present invention. They should not be considered as limiting the scope of the invention, but merely as being illustrative and representative thereof.

In general, the nomenclature used in this Application is based on AUTONOM™ v.4.0, a Beilstein Institute computerized system for the generation of IUPAC systematic nomenclature. If there is a discrepancy between a depicted structure and a name given that structure, the depicted structure is to be accorded more weight. In addition, if the stereochemistry of a structure or a portion of a structure is not indicated with, for example, bold or dashed lines, the structure or portion of the structure is to be interpreted as encompassing all stereoisomers of it.

TABLE I

Cpd. No.	Structure	IC_{50} (μmol)[1]	MP	MS
I-1	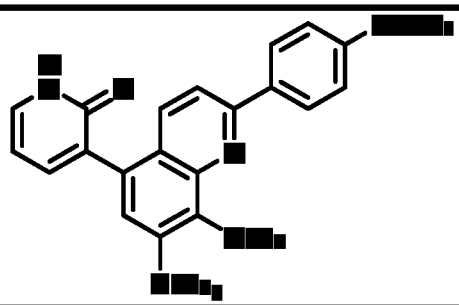	0.0006		478
I-2	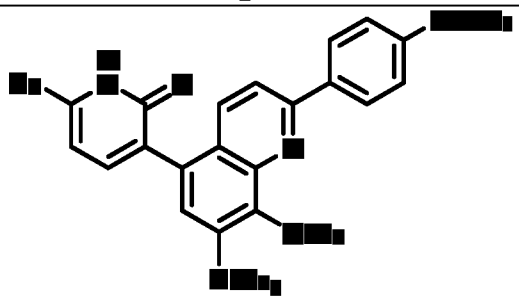	0.0004		492
1-3	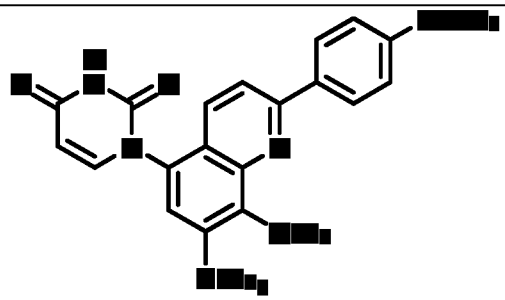	0.0002	275.0-278.0	495

1. HCV polymerase Assay (example 7)

Compounds of the present invention can be made by a variety of methods depicted in the illustrative synthetic reaction schemes shown and described below. The starting materials and reagents used in preparing these compounds generally are either available from commercial suppliers, such as Aldrich Chemical Co., or are prepared by methods known to those skilled in the art following procedures set forth in references such as *Fieser and Fieser's Reagents for Organic Synthesis*; Wiley & Sons: New York, Volumes 1-21; R. C. LaRock, *Comprehensive Organic Transformations*, 2nd edition Wiley-VCH, New York **1999**; *Comprehensive Organic Synthesis*, B. Trost and I. Fleming (Eds.) vol. 1-9 Pergamon, Oxford, **1991**; *Comprehensive Heterocyclic Chemistry*, A. R. Katritzky and C. W. Rees (Eds) Pergamon, Oxford **1984**, vol. 1-9; *Comprehensive Heterocyclic Chemistry II*, A. R. Katritzky and C. W. Rees (Eds) Pergamon, Oxford **1996**, vol. 1-11; and *Organic Reactions*, Wiley & Sons: New York, **1991**, Volumes 1-40.

The following synthetic reaction schemes are merely illustrative of some methods by which the compounds of the present invention can be synthesized, and various modifications to these synthetic reaction schemes can be made and will be suggested to one skilled in the art having referred to the disclosure contained in this Application.

The starting materials and the intermediates of the synthetic reaction schemes can be isolated and purified if desired using conventional techniques, including but not limited to, filtration, distillation, crystallization, chromatography, and the like. Such materials can be characterized using conventional means, including physical constants and spectral data.

Unless specified to the contrary, the reactions described herein preferably are conducted under an inert atmosphere at atmospheric pressure at a reaction temperature range of from about -78 °C to about 150 °C, more preferably from about 0°C to about 125 °C, and most preferably and conveniently at about room (or ambient) temperature, *er*, about 20 °C.

Some compounds in following schemes are depicted with generalized substituents; however, one skilled in the art will immediately appreciate that the nature of the R groups can varied to afford the various compounds contemplated in this invention. Moreover, the reaction conditions are exemplary and alternative conditions are well known. The reaction sequences in the following examples are not meant to limit the scope of the invention as set forth in the claims.

SCHEME A

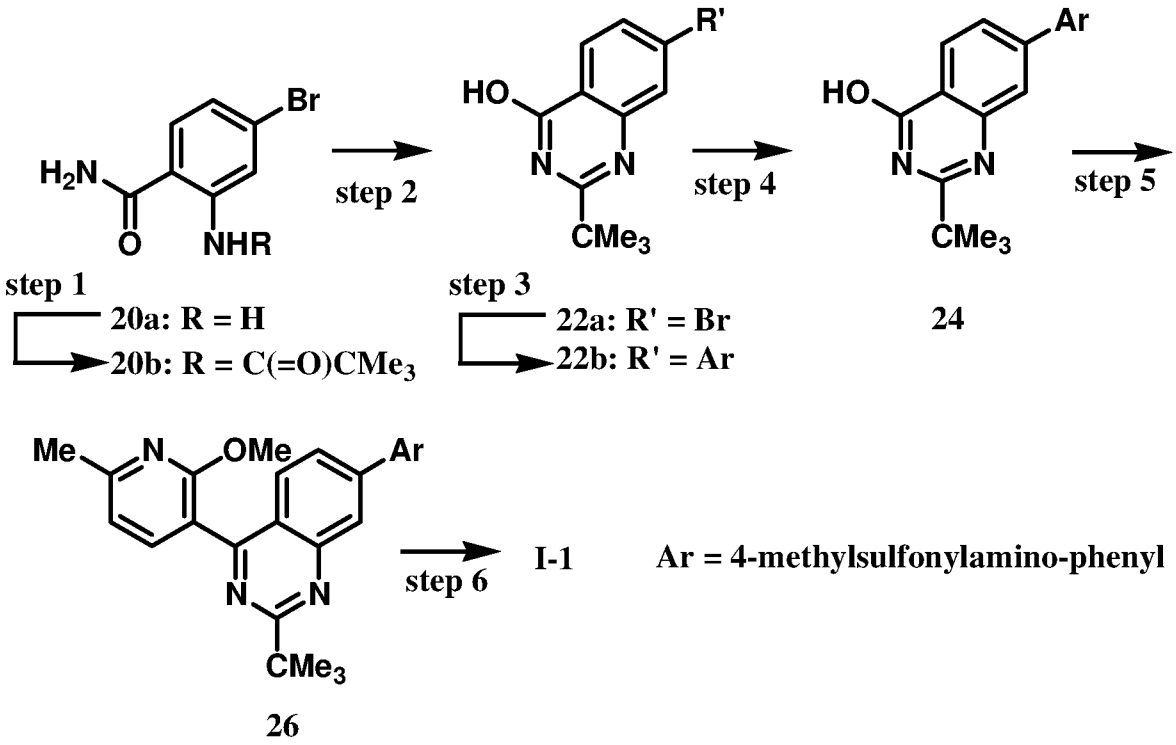

Quinazoline derivatives within the scope of the present invention are prepared from 7-bromo-4-hydroxy-2-*tert*-butyl-quinazoline (**22a**). The preparation of **22a** is accomplished by cyclization of **20b** which is prepared by acetylation of 5-bromo-anthranilimide. The 4-methesulfonamine substituent is introduced by palladium-catalyzed coupling of 4-methansulfonamido-phenyl boronic acid and **22a** utilizing the Suzuki protocol.

The Suzuki reaction is a palladium-catalyzed coupling of a boronic acid (R-B(OH)$_2$) wherein R is aryl or vinyl) with an aryl or vinyl halide or triflate (R'Y wherein R' = aryl or vinyl; Y = halide or OSO_2CF_3) to afford a compound R-R'. Typical catalysts include $Pd(PPh_3)_3$, $Pd(OAc)_2$ and $PdCl_2(dppf)$. With $PdCl_2(dppf)$, primary alkyl borane compounds can be coupled to aryl or vinyl halide or triflate without β-elimination. Highly active catalysts have been identified (see, *e.g.* J. P. Wolfe *et al.*, *J. Am. Chem. Soc.* **1999** 121(41):9550-9561 and A. F. Littke *et al.*, *J. Am. Chem. Soc.* **2000** 122(17):4020-4028). The reaction can be carried out in a variety of organic solvents including toluene, THF, dioxane, 1,2-dichloroethane, DMF, PhMe, MeOH, DMSO and acetonitrile, aqueous solvents and under biphasic conditions. Reactions are typically run from about room temperature to about 150° C. Additives (*e.g.* CsF, KF, TlOH, NaOEt and KOH) frequently accelerate the coupling. There are a large number of parameters in the Suzuki reaction including the palladium source, ligand, additives and temperature and optimum

conditions sometimes require optimization of the parameters for a given pair of reactants. A. F. Littke *et al.*, *supra*, disclose conditions for Suzuki cross-coupling with arylboronic acids in high yield at RT utilizing $Pd_2(dba)_3$/P(*tert*-bu)$_3$ and conditions for cross-coupling of aryl- and vinyl triflates utilizing $Pd(OAc)_2$/$P(C_6H_{11})_3$ at RT. J. P. Wolf *et al., supra*, disclose efficient condition for Suzuki cross-coupling utilizing $Pd(OAc)_2$/*o*-(di-*tert*-butylphosphino)biphenyl or *o*-(dicyclohexylyphosphino)biphenyl. One skilled in the art can determine optimal conditions without undue experimentation.

Introduction of an amine substitutent, NR^aR^b, carried out a palladium-catalyzed amination. Displacement of a suitable leaving group such as chlorine, bromine, iodine, mesylate (methanesulfonate) or triflate (trifluoro-methanesulfonate) substituent on aryl or heteroaryl ring by amines has become a well established procedure (*e.g.*, Buchwald-Hartwig coupling; see (a) J. P. Wolfe, S. Wagaw and S. L. Buchwald *J. Am. Chem. Soc.* **1996**, *118*, 7215-7216; (b) J. P. Wolfe and S. L. Buchwald *Tetrahedron Lett.* **1997**, *38*, 6359-6362; (c) J. P. Wolfe, S. Wagaw, J.-F. Marcoux and S. L. Buchwald *Acc. Chem. Res.* **1998**, *31*, 805-818; (d) B. H. Yang and S. L. Buchwald *J. Organomet. Chem.* **1999**, *576*, 125-146; (e) J. F. Hartwig *Angew. Chem. Int. Ed.* **1998**, *37*, 2046-2067). The amination of a (hetero)aryl halide or sulfonate is catalyzed by palladium catalyst such as *tris*-(dibenzylideneacetone) dipalladium(0) ($Pd_2(dba)_3$) or $Pd(OAc)_2$, a phosphine ligand like triphenylphosphine, *rac*-2,2'-bis(diphenylphosphino)-1,1'-binaphthalene (*rac*-BINAP), dicyclohexyl-(2',4',6'-triisopropyl-biphenyl-2-yl)-phosphane (X-Phos), (*R*)-(-)-1-[(*S*)-2-(dicyclohexylphosphino)ferrocenyl]ethyldi-*tert*-butylphosphine (Josiphos; see Q. Shen, S. Shekhar, J. P. Stambuli and J. F. Hartwig *Angew. Chem. Int. Ed.* **2005**, *44*, 1371-1375), $P(C_6H_{11})_3$, P(*ortho*-Tol)$_3$ or P(*tert*-Bu)$_3$. Basic additives such as Cs_2CO_3, K_3PO_4or KO-*tert*-Bu in a solvent like toluene, EtOH, DME, dioxane or water or mixtures thereof, are commonly employed. C-N formation may be conducted at RT or at elevated temperatures, whereby heating might be achieved conventionally or by microwave irradiation (see also Palladium(0) Complexes in Organic Chemistry, in *Organometallics in Synthesis* (Ed. M. Schlosser), Chapter 4, 2nd Edition, 2002, JohnWiley & Sons, Ltd, Chichester, UK and D. Prim *et al.*, *Tetrahedron* **2002** 58:2041-2075).

The heteroaryl substituent is subsequently introduced by converting the 4-hydroxy group to the corresponding chloride is carried out with $POCl_3$. Optionally substituted 2-methoxy-pyrindin-3-yl boronic acids (or the corresponding boronic acid esters) can be subjected to Suzuki coupling with **24** to afford **26** which was demethylated with HBr/HOAc to afford the desired product.

Boronic acids which are useful in the preparation of the compounds of the present invention include, but are not limited to, 2-methoxy-pyridin-3-yl boronic acid (CASRN 163105-90-6), 2-benzyloxy-3-pyridine boronic acid, 2-oxo-1,2-dihydropyridine-3-boronic acid (CASRN 951655-49-5), 5-fluoro-2-methoxy-3-pyridine boronic acid (CASRN 957120-32-0), 2-methoxy-6-methyl-pyridin-3-yl boronic acid (CASRN 1000802-75-4), 5-chloro-2-methoxy-pyridin-3-yl boronic acid (CASRN 943153-22-8), 2,6-dimethoxy-pyridin-3-yl boronic acid (CASRN 221006-70-8) or 2,4-dioxo-1,2,3,4-tetrahydropyrimidin-5-yl boronic acid (CASRN 70523-22-7). One skilled in the art will recognize that boronic acids and boronic esters such as the 4,4,5,5-tetramethyl-[1,3,2]dioxaborolan-2-yl radical can be used interchangeably in the Suzuki coupling.

Alternatively the 2,4-dioxo-3,4-dihydro-2H-pyrimidin-1-yl can be installed by a copper- -catalyzed aryl amination reaction displacing of an aryl halide with uracil. Numerous procedures for CuI-catalyzed aryl amination have been reported (R. Wagner *et al.* WO2009/039127 discloses CuI catalyzed displacement of and aryl halide by uracil) The dibromide **42**, prepared by sequential mono-bromination of 3,3-dimethyl-2,3-dihydro-benzofuran, was first subjected to a Suzuki coupling with **29** which afforded **44** and the isomeric coupling product. The isomers were separated and both aminated with uracil, CuI, (2-cyano-phenyl)-pyridine-2-carboxamide and Cs_2CO_3 to afford **I-1** and **I-4.**

The analogous pyrido[3,2-*d*]pyrimidine derivatives are prepared analogously except **20a** is replaced with a 3-amino-5-bromo-pyridin-2-yl carboxamide. Introduction of the 4- and 7-substituents can be carried out as described above.

Compounds wherein $\mathbf{R^1}$ is $\mathbf{R^{1b}}$ and $\mathbf{R^5}$ is $C_{1\text{-}3}$ alkyl can be prepared by palladium-catalyzed coupling of 2,4-dimethoxy-pyrimidin-5-yl boronic acid (or ester thereof) and subsequently treating the adduct with methyl iodide (or equivalent thereof) to produce a 4-methoxy-1-methyl-2-oxo-1H-pyrimidin-5-yl derivative which can be treated with HBr/HOAc as described herein to afford a 1-methyl-2,4-dioxo-1H-pyrimidin-5-yl analog. Compounds wherein $\mathbf{R^1}$ is $\mathbf{R^{1e}}$ are prepared from the corresponding 4-amino derivatives which can be prepared as described herein above. Elaboration of the triazolone is accomplished by treating the amine with triethylorthoacetate and hydrazine methyl carboxylate under mild acidic conditions and subsequently cyclizing with a alkali alkoxide.

The activity of the inventive compounds as inhibitors of HCV activity may be measured by any of the suitable methods known to those skilled in the art, including in vivo and in vitro assays. For example, the HCV NS5B inhibitory activity of the compounds of formula I can determined using standard assay procedures described in Behrens *et al., EMBO J.* **1996** 15:12-22, Lohmann *et al., Virology* **1998** 249:108-118 and Ranjith-Kumar *et al., J. Virology* **2001** 75:8615-8623. Unless otherwise noted, the compounds of this invention have demonstrated in vitro HCV NS5B inhibitory activity in such standard assays. The HCV polymerase assay conditions used for compounds of the present invention are described in Example 8. Cell-based replicon systems for HCV have been developed, in which the nonstructural proteins stably replicate subgenomic viral RNA in Huh7 cells (V. Lohmann *et al., Science* **1999** 285:110 and K. J. Blight *et al., Science* **2000** 290:1972 . The cell-based replicon assay conditions used for compounds of the present invention are described in Example 4. In the absence of a purified, functional HCV replicase consisting of viral non-structural and host proteins, our understanding of Flaviviridae RNA synthesis comes from studies using active recombinant RNA-dependent RNA-polymerases and validation of these studies in the HCV replicon system. Inhibition of recombinant purified HCV polymerase with compounds *in vitro* biochemical assays may be validated using the replicon system whereby the polymerase exists within a replicase complex, associated with other viral and cellular polypeptides in appropriate stoichiometry. Demonstration of cell-based inhibition of HCV replication may be more predictive of in vivo function than demonstration of HCV NS5B inhibitory activity *in vitro* biochemical assays.

The compounds of the present invention may be formulated in a wide variety of oral administration dosage forms and carriers. Oral administration can be in the form of tablets, coated tablets, dragées, hard and soft gelatin capsules, solutions, emulsions, syrups, or suspensions. Compounds of the present invention are efficacious when administered by other routes of administration including continuous (intravenous drip) topical parenteral, intramuscular, intravenous, subcutaneous, transdermal (which may include a penetration enhancement agent), buccal, nasal, inhalation and suppository administration, among other routes of administration. The preferred manner of administration is generally oral using a convenient daily dosing regimen which can be adjusted according to the degree of affliction and the patient's response to the active ingredient.

A compound or compounds of the present invention, as well as their pharmaceutically useable salts, together with one or more conventional excipients, carriers, or diluents, may be placed into

the form of pharmaceutical compositions and unit dosages. The pharmaceutical compositions and unit dosage forms may be comprised of conventional ingredients in conventional proportions, with or without additional active compounds or principles, and the unit dosage forms may contain any suitable effective amount of the active ingredient commensurate with the intended daily dosage range to be employed. The pharmaceutical compositions may be employed as solids, such as tablets or filled capsules, semisolids, powders, sustained release formulations, or liquids such as solutions, suspensions, emulsions, elixirs, or filled capsules for oral use; or in the form of suppositories for rectal or vaginal administration; or in the form of sterile injectable solutions for parenteral use. A typical preparation will contain from about 5% to about 95% active compound or compounds (w/w). The term "preparation" or "dosage form" is intended to include both solid and liquid formulations of the active compound and one skilled in the art will appreciate that an active ingredient can exist in different preparations depending on the target organ or tissue and on the desired dose and pharmacokinetic parameters.

The term “excipient” as used herein refers to a compound that is useful in preparing a pharmaceutical composition, generally safe, non-toxic and neither biologically nor otherwise undesirable, and includes excipients that are acceptable for veterinary use as well as human pharmaceutical use. The compounds of this invention can be administered alone but will generally be administered in admixture with one or more suitable pharmaceutical excipients, diluents or carriers selected with regard to the intended route of administration and standard pharmaceutical practice.

“Pharmaceutically acceptable” means that which is useful in preparing a pharmaceutical composition that is generally safe, non-toxic, and neither biologically nor otherwise undesirable and includes that which is acceptable for human pharmaceutical use.

A "pharmaceutically acceptable salt" form of an active ingredient may also initially confer a desirable pharmacokinetic property on the active ingredient which were absent in the non-salt form, and may even positively affect the pharmacodynamics of the active ingredient with respect to its therapeutic activity in the body. The phrase “pharmaceutically acceptable salt” of a compound means a salt that is pharmaceutically acceptable and that possesses the desired pharmacological activity of the parent compound. Such salts include: (1) acid addition salts, formed with inorganic acids such as hydrochloric acid, hydrobromic acid, sulfuric acid, nitric acid, phosphoric acid, and the like; or formed with organic acids such as acetic acid, propionic

acid, hexanoic acid, cyclopentanepropionic acid, glycolic acid, pyruvic acid, lactic acid, malonic acid, succinic acid, malic acid, maleic acid, fumaric acid, tartaric acid, citric acid, benzoic acid, 3-(4-hydroxybenzoyl)benzoic acid, cinnamic acid, mandelic acid, methanesulfonic acid, ethanesulfonic acid, 1,2-ethane-disulfonic acid, 2-hydroxyethanesulfonic acid, benzenesulfonic acid, 4-chlorobenzenesulfonic acid, 2-naphthalenesulfonic acid, 4-toluenesulfonic acid, camphorsulfonic acid, 4-methylbicyclo[2.2.2]-oct-2-ene-1-carboxylic acid, glucoheptonic acid, 3-phenylpropionic acid, trimethylacetic acid, *tert*iary butylacetic acid, lauryl sulfuric acid, gluconic acid, glutamic acid, hydroxynaphthoic acid, salicylic acid, stearic acid, muconic acid, and the like; or (2) salts formed when an acidic proton present in the parent compound either is replaced by a metal ion, e.g., an alkali metal ion, an alkaline earth ion, or an aluminum ion; or coordinates with an organic base such as ethanolamine, diethanolamine, triethanolamine, tromethamine, N-methylglucamine, and the like.

Solid form preparations include powders, tablets, pills, capsules, cachets, suppositories, and dispersible granules. A solid carrier may be one or more substances which may also act as diluents, flavoring agents, solubilizers, lubricants, suspending agents, binders, preservatives, tablet disintegrating agents, or an encapsulating material. In powders, the carrier generally is a finely divided solid which is a mixture with the finely divided active component. In tablets, the active component generally is mixed with the carrier having the necessary binding capacity in suitable proportions and compacted in the shape and size desired. Suitable carriers include but are not limited to magnesium carbonate, magnesium stearate, talc, sugar, lactose, pectin, dextrin, starch, gelatin, tragacanth, methylcellulose, sodium carboxymethylcellulose, a low melting wax, cocoa butter, and the like. Solid form preparations may contain, in addition to the active component, colorants, flavors, stabilizers, buffers, artificial and natural sweeteners, dispersants, thickeners, solubilizing agents, and the like.

Liquid formulations also are suitable for oral administration include liquid formulation including emulsions, syrups, elixirs, aqueous solutions, aqueous suspensions. These include solid form preparations which are intended to be converted to liquid form preparations shortly before use. Emulsions may be prepared in solutions, for example, in aqueous propylene glycol solutions or may contain emulsifying agents such as lecithin, sorbitan monooleate, or acacia. Aqueous solutions can be prepared by dissolving the active component in water and adding suitable colorants, flavors, stabilizing, and thickening agents. Aqueous suspensions can be prepared by dispersing the finely divided active component in water with viscous material, such as natural or

synthetic gums, resins, methylcellulose, sodium carboxymethylcellulose, and other well known suspending agents.

The compounds of the present invention may be formulated for parenteral administration (e.g., by injection, for example bolus injection or continuous infusion) and may be presented in unit dose form in ampoules, pre-filled syringes, small volume infusion or in multi-dose containers with an added preservative. The compositions may take such forms as suspensions, solutions, or emulsions in oily or aqueous vehicles, for example solutions in aqueous polyethylene glycol. Examples of oily or nonaqueous carriers, diluents, solvents or vehicles include propylene glycol, polyethylene glycol, vegetable oils (e.g., olive oil), and injectable organic esters (e.g., ethyl oleate), and may contain formulatory agents such as preserving, wetting, emulsifying or suspending, stabilizing and/or dispersing agents. Alternatively, the active ingredient may be in powder form, obtained by aseptic isolation of sterile solid or by lyophilisation from solution for constitution before use with a suitable vehicle, e.g., sterile, pyrogen-free water.

The compounds of the present invention may be formulated for topical administration to the epidermis as ointments, creams or lotions, or as a transdermal patch. Ointments and creams may, for example, be formulated with an aqueous or oily base with the addition of suitable thickening and/or gelling agents. Lotions may be formulated with an aqueous or oily base and will in general also containing one or more emulsifying agents, stabilizing agents, dispersing agents, suspending agents, thickening agents, or coloring agents. Formulations suitable for topical administration in the mouth include lozenges comprising active agents in a flavored base, usually sucrose and acacia or tragacanth; pastilles comprising the active ingredient in an inert base such as gelatin and glycerin or sucrose and acacia; and mouthwashes comprising the active ingredient in a suitable liquid carrier.

The compounds of the present invention may be formulated for administration as suppositories. A low melting wax, such as a mixture of fatty acid glycerides or cocoa butter is first melted and the active component is dispersed homogeneously, for example, by stirring. The molten homogeneous mixture is then poured into convenient sized molds, allowed to cool, and to solidify.

The compounds of the present invention may be formulated for vaginal administration. Pessaries, tampons, creams, gels, pastes, foams or sprays containing in addition to the active

ingredient such carriers as are known in the art to be appropriate. The compounds of the present invention may be formulated for nasal administration. The solutions or suspensions are applied directly to the nasal cavity by conventional means, for example, with a dropper, pipette or spray. The formulations may be provided in a single or multidose form. In the latter case of a dropper or pipette, this may be achieved by the patient administering an appropriate, predetermined volume of the solution or suspension. In the case of a spray, this may be achieved for example by means of a metering atomizing spray pump.

The compounds of the present invention may be formulated for aerosol administration, particularly to the respiratory tract and including intranasal administration. The compound will generally have a small particle size for example of the order of five (5) microns or less. Such a particle size may be obtained by means known in the art, for example by micronization. The active ingredient is provided in a pressurized pack with a suitable propellant such as a chlorofluorocarbon (CFC), for example, dichlorodifluoromethane, trichlorofluoromethane, or dichlorotetrafluoroethane, or carbon dioxide or other suitable gas. The aerosol may conveniently also contain a surfactant such as lecithin. The dose of drug may be controlled by a metered valve. Alternatively the active ingredients may be provided in a form of a dry powder, for example a powder mix of the compound in a suitable powder base such as lactose, starch, starch derivatives such as hydroxypropylmethyl cellulose and polyvinylpyrrolidine (PVP). The powder carrier will form a gel in the nasal cavity. The powder composition may be presented in unit dose form for example in capsules or cartridges of *e.g.*, gelatin or blister packs from which the powder may be administered by means of an inhaler.

When desired, formulations can be prepared with enteric coatings adapted for sustained or controlled release administration of the active ingredient. For example, the compounds of the present invention can be formulated in transdermal or subcutaneous drug delivery devices. These delivery systems are advantageous when sustained release of the compound is necessary and when patient compliance with a treatment regimen is crucial. Compounds in transdermal delivery systems are frequently attached to an skin-adhesive solid support. The compound of interest can also be combined with a penetration enhancer, *e.g.*, Azone (1-dodecylaza-cycloheptan-2-one). Sustained release delivery systems are inserted subcutaneously into to the subdermal layer by surgery or injection. The subdermal implants encapsulate the compound in a lipid soluble membrane, e.g., silicone rubber, or a biodegradable polymer, *e.g.*, polylactic acid.

Suitable formulations along with pharmaceutical carriers, diluents and excipients are described in *Remington: The Science and Practice of Pharmacy* **1995**, edited by E. W. Martin, Mack Publishing Company, 19th edition, Easton, Pennsylvania. A skilled formulation scientist may modify the formulations within the teachings of the specification to provide numerous formulations for a particular route of administration without rendering the compositions of the present invention unstable or compromising their therapeutic activity.

The modification of the present compounds to render them more soluble in water or other vehicle, for example, may be easily accomplished by minor modifications (salt formulation, esterification, *etc.*), which are well within the ordinary skill in the art. It is also well within the ordinary skill of the art to modify the route of administration and dosage regimen of a particular compound in order to manage the pharmacokinetics of the present compounds for maximum beneficial effect in patients.

The term "therapeutically effective amount" as used herein means an amount required to reduce symptoms of the disease in an individual. The dose will be adjusted to the individual requirements in each particular case. That dosage can vary within wide limits depending upon numerous factors such as the severity of the disease to be treated, the age and general health condition of the patient, other medicaments with which the patient is being treated, the route and form of administration and the preferences and experience of the medical practitioner involved. For oral administration, a daily dosage of between about 0.01 and about 1000 mg/kg body weight per day should be appropriate in monotherapy and/or in combination therapy. A preferred daily dosage is between about 0.1 and about 500 mg/kg body weight, more preferred 0.1 and about 100 mg/kg body weight and most preferred 1.0 and about 10 mg/kg body weight per day. Thus, for administration to a 70 kg person, the dosage range would be about 7 mg to 0.7 g per day. The daily dosage can be administered as a single dosage or in divided dosages, typically between 1 and 5 dosages per day. Generally, treatment is initiated with smaller dosages which are less than the optimum dose of the compound. Thereafter, the dosage is increased by small increments until the optimum effect for the individual patient is reached. One of ordinary skill in treating diseases described herein will be able, without undue experimentation and in reliance on personal knowledge, experience and the disclosures of this application, to ascertain a therapeutically effective amount of the compounds of the present invention for a given disease and patient.

In embodiments of the invention, the active compound or a salt can be administered in combination with another antiviral agent such as ribavirin, a nucleoside HCV polymerase inhibitor, another HCV non-nucleoside polymerase inhibitor or HCV protease inhibitor. When the active compound or its derivative or salt are administered in combination with another antiviral agent the activity may be increased over the parent compound. When the treatment is combination therapy, such administration may be concurrent or sequential with respect to that of the nucleoside derivatives. "Concurrent administration" as used herein thus includes administration of the agents at the same time or at different times. Administration of two or more agents at the same time can be achieved by a single formulation containing two or more active ingredients or by substantially simultaneous administration of two or more dosage forms with a single active agent.

It will be understood that references herein to treatment extend to prophylaxis as well as to the treatment of existing conditions. Furthermore, the term "treatment" of a HCV infection, as used herein, also includes treatment or prophylaxis of a disease or a condition associated with or mediated by HCV infection, or the clinical symptoms thereof.

The term "therapeutically effective amount" as used herein means an amount required to reduce symptoms of the disease in an individual. The dose will be adjusted to the individual requirements in each particular case. That dosage can vary within wide limits depending upon numerous factors such as the severity of the disease to be treated, the age and general health condition of the patient, other medicaments with which the patient is being treated, the route and form of administration and the preferences and experience of the medical practitioner involved. For oral administration, a daily dosage of between about 0.01 and about 1000 mg/kg body weight per day should be appropriate in monotherapy and/or in combination therapy. A preferred daily dosage is between about 0.1 and about 500 mg/kg body weight, more preferred 0.1 and about 100 mg/kg body weight and most preferred 1.0 and about 10 mg/kg body weight per day. Thus, for administration to a 70 kg person, the dosage range would be about 7 mg to 0.7 g per day. The daily dosage can be administered as a single dosage or in divided dosages, typically between 1 and 5 dosages per day. Generally, treatment is initiated with smaller dosages which are less than the optimum dose of the compound. Thereafter, the dosage is increased by small increments until the optimum effect for the individual patient is reached. One of ordinary skill in treating diseases described herein will be able, without undue experimentation and in reliance on personal knowledge, experience and the disclosures of this application, to ascertain a

therapeutically effective amount of the compounds of the present invention for a given disease and patient.

A therapeutically effective amount of a compound of the present invention, and optionally one or more additional antiviral agents, is an amount effective to reduce the viral load or achieve a sustained viral response to therapy. Useful indicators for a sustained response, in addition to the viral load include, but are not limited to liver fibrosis, elevation in serum transaminase levels and necroinflammatory activity in the liver. One common example, which is intended to be exemplary and not limiting, of a marker is serum alanine transminase (ALT) which is measured by standard clinical assays. In some embodiments of the invention an effective treatment regimen is one which reduces ALT levels to less than about 45 IU/mL serum.

The modification of the present compounds to render them more soluble in water or other vehicle, for example, may be easily accomplished by minor modifications (salt formulation, esterification, *etc.*), which are well within the ordinary skill in the art. It is also well within the ordinary skill of the art to modify the route of administration and dosage regimen of a particular compound in order to manage the pharmacokinetics of the present compounds for maximum beneficial effect in patients.

The following examples illustrate the preparation and biological evaluation of compounds within the scope of the invention. These examples and preparations which follow are provided to enable those skilled in the art to more clearly understand and to practice the present invention. They should not be considered as limiting the scope of the invention, but merely as being illustrative and representative thereof.

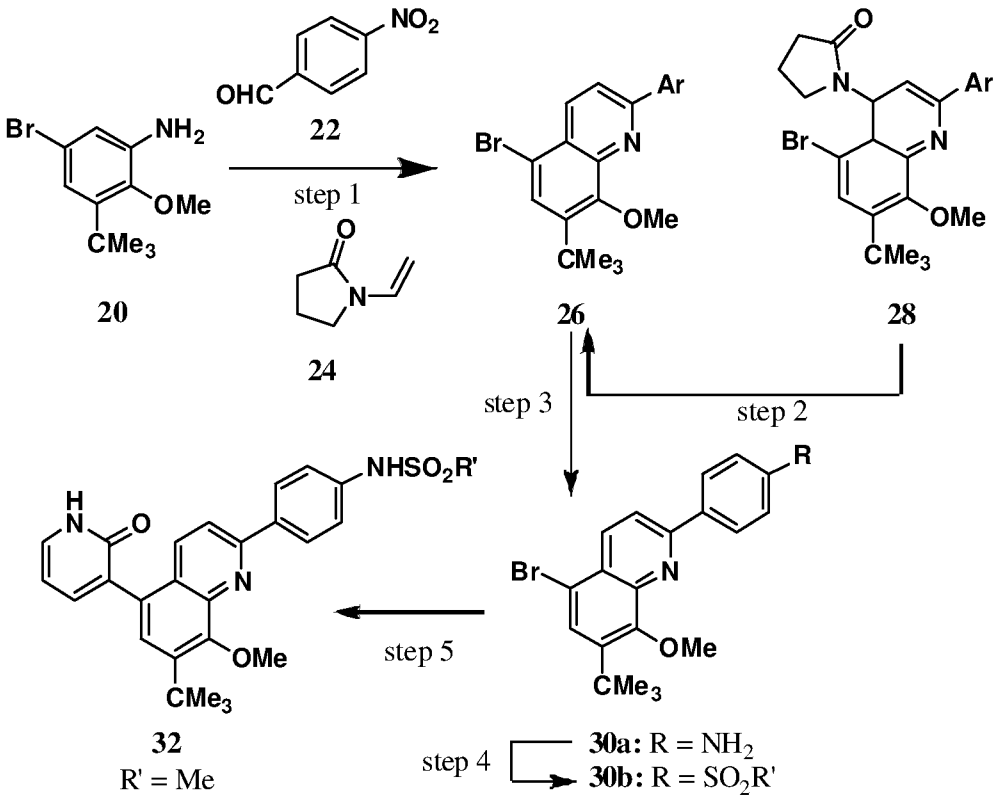
NO2
OHC
22
Br
NH2
OMe
CMe3
20
step 1
O
N
24
Ar
Br
N
OMe
CMe3
26
O
N
Ar
Br
N
OMe
CMe3
28
step 3
step 2
R
Br
N
OMe
CMe3
step 5
NHSO2R'
H
N
O
N
OMe
CMe3
32
R' = Me
step 4
30a: R = NH2
30b: R = SO2R'

Examples

Example 1

N-{4-[7-*tert*-Butyl-8-methoxy-5-(2-oxo-1,2-dihydro-pyridin-3-yl)-quinolin-2-yl]-phenyl}-methanesulfonamide

Ref.: V. V. Kouznetsov, et al *Molecular Diversity* **2006**, *10*, 29 – 37.

Step 1: A mixture of **20** (2.0 g, 7.75 mmol) and **22** (1.40 g, 11.62 mmol) in MeCN (10 mL) was stirred at RT for 45 min. To this mixture was added $BiCl_3$ (0.49 g, 1.55 mmol) and a solution of *N*-vinyl pyrrolidinone (**24**, 1.72 g, 15.50 mmol) in MeCN (10 mL) dropwise. The resulting mixture was stirred for 16 h then diluted with EtOAc and H_2O (*ca.* 20 mL). The white solid was filtered and washed with H_2O. The organic layer in the filtrate was dried ($MgSO_4$), filtered and concentrated. The crude was purified by SiO_2 chromatogrpahy eluting with an EtOAc/hexane gradient (15 to 75% EtOAc) to afford 312 mg of **26** and 978 mg of **28**.

Step 2: To a solution of adduct **28** (705 mg, 1.40 mmol) in MeCN (10 mL) cooled to 0 °C was added dropwise a solution of CAN (1.92 g, 3.51 mmol) in MeCN (10 mL). The reaction mixture was then stirred at 0 °C until all of the starting material was consumed. The reaction was diluted with EtOAc and H_2O. The organic layer was separated, washed with brine, dried ($MgSO_4$), filtered and concentrated. The crude was purified SiO_2 chromatography eluting with an EtOAc/hexane gradient (1 to 15% EtOAc) to afford 302 mg of **26** as a light yellow solid.

Step 3: A mixture of **26** (300 mg, 0.72 mmol), iron powder (121 mg, 2.17 mmol) and NH_4Cl (116 mg, 2.17 mmol) in a mixture of MeOH (30 mL) and H_2O (10 mL) was heated at reflux for 1.5 h. The reaction mixture was cooled to RT and filtered through a pad of CELITE. The filtrate was concentrated and the residue was partitioned between EtOAc and H_2O. The organic layer was dried ($MgSO_4$), filtered and concentrated *in vacuo* to afford 202 mg of **30a** which was used without further purification.

Step 4: To a solution of **30a** (200 mg, 0.52 mmol) in DCM (5 mL) cooed to 0 °C was added pyridine (92 μL, 1.14 mmol) and followed by MsCl (42 μL, 0.55 mmol). The reaction mixture was then stirred at 0 °C for 45 min before it was quenched with H_2O and diluted with EtOAc. The organic layer was separated, washed with brine, dried ($MgSO_4$), filtered and concentrated.

The crude was purified SiO_2 chromatography eluting with an EtOAc/hexane gradient (20 to 70% EtOAc) to afford 208 mg of **30b**.

Step 5: A sealed tube was charged with **30b** (50 mg, 0.11 mmol), 2-hydroxy-pyridin-3-yl boronic acid (18 mg, 0.16 mmol), $Pd(dppf)Cl_2(CH_2Cl_2)$ (4 mg, 0.01 mmol) and Na_2CO_3 (17 mg, 0.16 mmol), MeOH (3 mL) and DCM (1 mL) sealed and irradiated in a microwave reactor at 115 °C for 25 min. The reaction mixture was concentrated and the crude product purified by SiO_2 chromatography eluting with EtOAc to afford 32 mg of **32** as a solid.

Example 2

N-{4-[7-*tert*-Butyl-8-methoxy-5-(6-methyl-2-oxo-1,2-dihydro-pyridin-3-yl)-quinolin-2-yl]-phenyl}-methanesulfonamide

N-{4-[7-*tert*-Butyl-8-methoxy-5-(2-methoxy-6-methyl-pyridin-3-yl)-quinolin-2-yl] -phenyl}-methanesulfonamide (**34**) was prepared as described in steps 1 to 5 of Example 1 except in step 5, 2-hydroxy-pyridin-3-yl boronic acid was replaced by 2-methoxy-6-methyl-pyridin-3-yl boronic acid

Step 6: A mixture of pyridine **34** (80 mg), 48% HBr (200 µL) in AcOH (3 mL) in a sealed tube was heated at 65 °C for 6.5 h. The reaction mixture was cooled to RT, poured into a mixture of EtOAc and ice-water. The mixture was neutralized with sat'd. aq. $NaHCO_3$. The organic layer was separated, washed sequentially with H_2O and brine, dried ($MgSO_4$), filtered and concentrated to afford 61 mg of **36** as a solid.

Example 3

N-{4-[7-*tert*-Butyl-5-(2,4-dioxo-3,4-dihydro-2H-pyrimidin-1-yl)-8-methoxy-quinolin-2-yl]-phenyl}-methanesulfonamide (**38**)

A tube was charged with **30b** (60 mg), uracil (73 mg), pyridine-2-carboxylic acid (2-cyano-phenyl)-amide (14 mg) and CuI (6 mg) and K_3PO_4 (137 mg) in DMSO (5 mL), sealed and irradiated in a microwave reactor at 150 °C for 5 h. The reaction mixture was cooled to RT and the pH adjusted to *ca.* 2 with aq. HCl. The mixture was extracted with EtOAc. The organic extract was washed sequentially with H_2O and brine, dried ($MgSO_4$) and concentrated *in vacuo*.

The crude residue was purified SiO_2 chromatography eluting with 5% MeOH/DCM to afford 9.3 mg of **38**.

Example 4

HCV NS5B RNA Polymerase Activity

The enzymatic activity of HCV polymerase (NS5B570n-Con1) was measured as the incorporation of radiolabeled nucleotide monophosphates into acid insoluble RNA products. Unincorporated radiolabeled substrate was removed by filtration and scintillant was added to the washed and dried filter plate containing radiolabeled RNA product. The amount of RNA product generated by NS5B570-Con1 at the end of the reaction was directly proportional to the amount of light emitted by the scintillant.

The N-terminal 6-histidine tagged HCV polymerase, derived from HCV Con1 strain, genotype 1b (NS5B570n-Con1) contains a 21 amino acid deletion at the C-terminus relative to the full-length HCV polymerase and was purified from E. coli strain BL21(DE) pLysS. The construct, containing the coding sequence of HCV NS5B Con1 (GenBank accession number AJ242654) was inserted into the plasmid construct pET17b, downstream of a T7 promoter expression cassette and transformed into E. coli. A single colony was grown overnight as a starter culture and later used inoculate 10 L of LB media supplemented with 100 µg/mL ampicillin at 37° C. Protein expression was induced by the addition of 0.25 mM isopropyl-β-D-thiogalactopyranoside (IPTG) when optical density at 600 nM of the culture was between 0.6 and 0.8 and cells were harvested after 16 to 18 h at 30° C. NS5B570n-Con1 was purified to homogeneity using a three-step protocol including subsequent column chromatography on Ni-NTA, SP-Sepharose HP and Superdex 75 resins.

Each 50 µL enzymatic reaction contained 20 nM RNA template derived from the complementary sequence of the Internal Ribosome Entry Site (cIRES), 20 nM NS5B570n-Con1 enzyme, 0.5 µCi of tritiated UTP (Perkin Elmer catalog no. TRK-412; specific activity: 30 to 60 Ci/mmol; stock solution concentration from 7.5x10-5 M to 20.6x10-6 M), 1 µM each ATP, CTP, and GTP, 40 mM Tris-HCl pH 8.0, 40 mM NaCl, 4 mM DTT (dithiothreitol), 4 mM MgCl2, and 5 µL of compound serial diluted in DMSO. Reaction mixtures were assembled in 96-well filter plates (cat # MADVN0B, Millipore Co.) and incubated for 2 h at 30° C. Reactions were stopped by addition of 10% final (v/v) trichloroacetic acid and incubated for 40 min at 4° C. Reactions were

filtered, washed with 8 reaction volumes of 10% (v/v) trichloroacetic acetic acid, 4 reaction volumes of 70% (v/v) ethanol, air dried, and 25 μL of scintillant (Microscint 20, Perkin-Elmer) was added to each reaction well.

The amount of light emitted from the scintillant was converted to counts per minute (CPM) on a Topcount® plate reader (Perkin-Elmer, Energy Range: Low, Efficiency Mode: Normal, Count Time: 1 min, Background Subtract: none, Cross talk reduction: Off).

Data was analyzed in Excel® (Microsoft®) and ActivityBase® (idbs®). The reaction in the absence of enzyme was used to determine the background signal, which was subtracted from the enzymatic reactions. Positive control reactions were performed in the absence of compound, from which the background corrected activity was set as 100% polymerase activity. All data was expressed as a percentage of the positive control. The compound concentration at which the enzyme-catalyzed rate of RNA synthesis was reduced by 50 % (IC_{50}) was calculated by fitting equation (***i***) to the data of **38**.

$$Y = \%\,\text{Min} + \frac{(\%\,\text{Max} - \%\text{Min})}{\left[1 + \frac{X}{(IC_{50})^{S}}\right]} \qquad \textbf{(i)}$$

corresponds to the relative enzyme activity (in %), " %Min" is the residual relative activity at saturating compound concentration, "%Max" is the relative maximum enzymatic activity, "X" corresponds to the compound concentration, and "S" is the Hill coefficient (or slope).

Example 5

HCV Replicon assay

This assay measures the ability of the compounds of formula I to inhibit HCV RNA replication, and therefore their potential utility for the treatment of HCV infections. The assay utilizes a reporter as a simple readout for intracellular HCV replicon RNA level. The *Renilla luciferase* gene was introduced into the first open reading frame of a genotype 1b replicon construct NK5.1 (N. Krieger *et al., J. Virol.* **2001** 75(10):4614), immediately after the internal ribosome entry site (IRES) sequence, and fused with the neomycin phosphotransferase (NPTII) gene via a self-cleavage peptide 2A from foot and mouth disease virus (M.D. Ryan & J. Drew, *EMBO* **1994**

13(4):928-933). After in vitro transcription the RNA was electroporated into human hepatoma Huh7 cells, and G418-resistant colonies were isolated and expanded. Stably selected cell line 2209-23 contains replicative HCV subgenomic RNA, and the activity of *Renilla luciferase* expressed by the replicon reflects its RNA level in the cells. The assay was carried out in duplicate plates, one in opaque white and one in transparent, in order to measure the anti-viral activity and cytotoxicity of a chemical compound in parallel ensuring the observed activity is not due to decreased cell proliferation or due to cell death.

HCV replicon cells (2209-23), which express *Renilla luciferase* reporter, were cultured in Dulbecco's MEM (Invitrogen cat no. 10569-010) with 5% fetal bovine serum (FBS, Invitrogen cat. no. 10082-147) and plated onto a 96-well plate at 5000 cells per well, and incubated overnight. Twenty-four hours later, different dilutions of chemical compounds in the growth medium were added to the cells, which were then further incubated at 37°C for three days. At the end of the incubation time, the cells in white plates were harvested and luciferase activity was measured by using the *R. luciferase* Assay system (Promega cat no. E2820). All the reagents described in the following paragraph were included in the manufacturer's kit, and the manufacturer's instructions were followed for preparations of the reagents. The cells were washed once with 100 µL of phosphate buffered saline (pH 7.0) (PBS) per well and lysed with 20 µL of 1x *R. luciferase* Assay lysis buffer prior to incubation at room temperature for 20 min. The plate was then inserted into the Centro LB 960 microplate luminometer (Berthold Technologies), and 100 µL of *R. luciferase* Assay buffer was injected into each well and the signal measured using a 2-second delay, 2-second measurement program. IC_{50}, the concentration of the drug required for reducing replicon level by 50% in relation to the untreated cell control value, can be calculated from the plot of percentage reduction of the luciferase activity vs. drug concentration as described above.

WST-1 reagent from Roche Diagnostic (cat no. 1644807) was used for the cytotoxicity assay. Ten µL of WST-1 reagent was added to each well of the transparent plates including wells that contain media alone as blanks. Cells were then incubated for 2 h at 37° C, and the OD value was measured using the MRX Revelation microtiter plate reader (Lab System) at 450 nm (reference filter at 650 nm). Again CC_{50}, the concentration of the drug required for reducing cell proliferation by 50% in relation to the untreated cell control value, can be calculated from the plot of percentage reduction of the WST-1 value vs. drug concentration as described above.

TABLE II

Compound Number	HCV Replicon Activity IC_{50} (μM)	Cytotoxic Activity CC_{50} (μM)
I-3	0.017	44

Example 5

Pharmaceutical compositions of the subject Compounds for administration via several routes were prepared as described in this Example.

Composition for Oral Administration (A)

Ingredient	% wt./wt.
Active ingredient	20.0%
Lactose	79.5%
Magnesium stearate	0.5%

The ingredients are mixed and dispensed into capsules containing about 100 mg each; one capsule would approximate a total daily dosage.

Composition for Oral Administration (B)

Ingredient	% wt./wt.
Active ingredient	20.0%
Magnesium stearate	0.5%
Crosscarmellose sodium	2.0%
Lactose	76.5%
PVP (polyvinylpyrrolidine)	1.0%

The ingredients are combined and granulated using a solvent such as methanol. The formulation is then dried and formed into tablets (containing about 20 mg of active compound) with an appropriate tablet machine.

Composition for Oral Administration (C)

Ingredient	% wt./wt.
Active compound	1.0 g
Fumaric acid	0.5 g
Sodium chloride	2.0 g
Methyl paraben	0.15 g
Propyl paraben	0.05 g
Granulated sugar	25.5 g
Sorbitol (70% solution)	12.85 g
Veegum K (Vanderbilt Co.)	1.0 g
Flavoring	0.035 ml
Colorings	0.5 mg
Distilled water	q.s. to 100 ml

The ingredients are mixed to form a suspension for oral administration.

Parenteral Formulation (D)

Ingredient	% wt./wt.
Active ingredient	0.25 g
Sodium Chloride	qs to make isotonic
Water for injection to	100 ml

The active ingredient is dissolved in a portion of the water for injection. A sufficient quantity of sodium chloride is then added with stirring to make the solution isotonic. The solution is made up to weight with the remainder of the water for injection, filtered through a 0.2 micron membrane filter and packaged under sterile conditions.

The features disclosed in the foregoing description, or the following claims, expressed in their specific forms or in terms of a means for performing the disclosed function, or a method or process for attaining the disclosed result, as appropriate, may, separately, or in any combination of such features, be utilized for realizing the invention in diverse forms thereof.

The foregoing invention has been described in some detail by way of illustration and example, for purposes of clarity and understanding. It will be obvious to one of skill in the art that changes and modifications may be practiced within the scope of the appended claims. Therefore, it is to be understood that the above description is intended to be illustrative and not restrictive. The scope of the invention should, therefore, be determined not with reference to the above description, but should instead be determined with reference to the following appended claims, along with the full scope of equivalents to which such claims are entitled.

The patents, published applications, and scientific literature referred to herein establish the knowledge of those skilled in the art and are hereby incorporated by reference in their entirety to the same extent as if each was specifically and individually indicated to be incorporated by reference. Any conflict between any reference cited herein and the specific teachings of this specifications shall be resolved in favor of the latter. Likewise, any conflict between an art-understood definition of a word or phrase and a definition of the word or phrase as specifically taught in this specification shall be resolved in favor of the latter.

Claims

1. A compound according to formula (**I**) wherein:

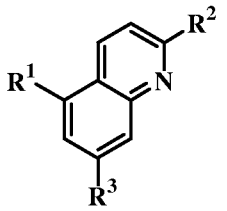

(**I**)

$\mathbf{R^1}$ is 2-oxo-1,2-dihydro-pyridin-3-yl optionally substituted by halogen, C_{1-6} alkyl, C_{1-3} haloalkyl, C_{1-6} alkoxy, or hydroxy; or, 2,4-dioxo-tetrahydro-pyrimidin-1-yl, 2,4-dioxo-3,4-dihydro-2H-pyrimidin-1-yl or 2,4-dioxo-1,2,3,4-tetrahydro-pyrimidin-5-yl;

$\mathbf{R^2}$ is (a) aryl, (b) heteroaryl or (c) $N\mathbf{R^aR^b}$, wherein said aryl or said heteroaryl are optionally independently substituted with one to three substitutents selected from the group consisting of hydroxy, C_{1-6} alkoxy, C_{1-6} alkyl, C_{1-6} hydroxyalkyl, halogen, $(CH_2)_nN\mathbf{R^cR^d}$, cyano, C_{1-6} alkoxycarbonyl, carbamoyl, N-alkylcarbamoyl, N,N-dialkylcarbamoyl, $(CH_2)_{0-2}CO_2H$, SO_2NH_2, C_{1-6} alkylsulfinyl and C_{1-6} alkylsulfonyl;

$\mathbf{R^a}$ and $\mathbf{R^b}$ along with the nitrogen to which they are attached are a cyclic amine independently substituted by $(CH_2)_nN\mathbf{R^cR^d}$ wherein **n** is zero to two and additionally optionally substituted by one or two groups independently selected from C_{1-6} alkyl or halogen;

$\mathbf{R^c}$ and $\mathbf{R^d}$ are independently hydrogen, C_{1-6} alkyl, C_{1-6} haloalkyl, C_{1-6} acyl, $O_2S\mathbf{R^4}$ wherein $\mathbf{R^4}$ is C_{1-6} alkyl, C_{1-6} haloalkyl, C_{3-7} cycloalkyl, C_{3-7} cycloalkyl-C_{1-3} alkyl, C_{1-6} alkoxy-C_{1-6} alkyl, $-SO_2-N\mathbf{R^eR^f}$;

$\mathbf{R^e}$ and $\mathbf{R^f}$ are (*i*) independently hydrogen, C_{1-3} alkyl or $(CH_2)_{2-6}N\mathbf{R^gR^h}$ or (*ii*) together with the nitrogen to which they are attached are $(CH_2)_2\mathbf{X}(CH_2)_2$ wherein **X** is O or $N\mathbf{R^g}$ and $\mathbf{R^g}$ is hydrogen, C_{1-3} alkyl, C_{1-3} acyl or C_{1-3} alkylsulfonyl;

$\mathbf{R^3}$ is CF_3, CH_2CF_3, C_{3-5} cycloalkyl, halogen, C_{1-6} alkoxy, C_{1-3} haloalkoxy, $CH\mathbf{R^{3a}R^{3b}}$ or $C\mathbf{R^{3a}R^{3b}R^{3c}}$ wherein:

(i) $\mathbf{R^{3a}}$, $\mathbf{R^{3b}}$ and $\mathbf{R^{3c}}$ are independently selected from C_{1-3} alkyl, CD_3, C_{1-2} alkoxy, C_{1-2} fluoroalkyl {##DEFINE TO INCLUDE CHF2}, C_{1-3} hydroxyalkyl, cyano or hydroxy; or

(ii) when taken together, $\mathbf{R^{3a}}$ and $\mathbf{R^{3b}}$ together are C_{2-4} alkylene and $\mathbf{R^{3c}}$ is hydrogen, C_{1-3} alkyl, C_{1-2} alkoxy, halogen, C_{1-3} hydroxyalkyl, cyano or C_{1-2} fluoroalkyl or $\mathbf{R^{3a}}$ and $\mathbf{R^{3b}}$ together with the carbon to which they are attached are 3-oxetanyl, or tetrahydrofuran-2-yl; or,

a pharmaceutically acceptable salt thereof.

2. The compound according to claim 1 wherein $\mathbf{R^1}$ is 2-oxo-1,2-dihydro-pyridin-3-yl optionally substituted by halogen, C_{1-6} alkyl, C_{1-3} haloalkyl, C_{1-6} alkoxy, or hydroxy, $\mathbf{R^2}$ is (a) aryl or (b) heteroaryl wherein said aryl or said heteroaryl is substituted with $(CH_2)_nNR^cR^d$ and additionally optionally independently substituted with one to two substitutents selected from the group consisting of, cyano, C_{1-6} alkoxycarbonyl, carbamoyl, N-alkylcarbamoyl, N,N-dialkylcarbamoyl, $(CH_2)_{0-2}CO_2H$, SO_2NH_2, C_{1-6} alkylsulfinyl and C_{1-6} alkylsulfonyl, **n** is zero, and $\mathbf{R^3}$ is CF_3, CH_2CF_3, $CHR^{3a}R^{3b}$ or $CR^{3a}R^{3b}R^{3c}$ wherein (i) $\mathbf{R^{3a}}$, $\mathbf{R^{3b}}$ and $\mathbf{R^{3c}}$ are independently selected from C_{1-3} alkyl or CD_3 or (ii) when taken together, $\mathbf{R^{3a}}$ and $\mathbf{R^{3b}}$ together are C_{2-4} alkylene and $\mathbf{R^{3c}}$ C_{1-3} alkyl, halogen, cyano or C_{1-2} fluoroalkyl.

3. The compound according to claim 2 wherein $\mathbf{R^2}$ is phenyl and $\mathbf{R^3}$ is $CR^{3a}R^{3b}R^{3c}$ wherein $\mathbf{R^{3a}}$, $\mathbf{R^{3b}}$ and $\mathbf{R^{3c}}$ are idependently Me or CD_3.

4. The compound according to claim 1 wherein $\mathbf{R^1}$ is 2-oxo-1,2-dihydro-pyridin-3-yl optionally substituted by halogen, C_{1-6} alkyl, C_{1-3} haloalkyl, C_{1-6} alkoxy, or hydroxy, $\mathbf{R^2}$ is NR^aR^b and $\mathbf{R^3}$ is CF_3, CH_2CF_3, $CHR^{3a}R^{3b}$ or $CR^{3a}R^{3b}R^{3c}$ wherein (i) $\mathbf{R^{3a}}$, $\mathbf{R^{3b}}$ and $\mathbf{R^{3c}}$ are independently selected from C_{1-3} alkyl or CD_3 or (ii) when taken together, $\mathbf{R^{3a}}$ and $\mathbf{R^{3b}}$ together are C_{2-4} alkylene and $\mathbf{R^{3c}}$ C_{1-3} alkyl, halogen, cyano or C_{1-2} fluoroalkyl.

5. The compound of claim 4 wherein NR^aR^b is N1-pyrrolidin-3-ylmethyl-methanesulfonamide.

6. The compound according to claim 1 wherein $\mathbf{R^1}$ is 2,4-dioxo-tetrahydro-pyrimidin-1-yl;, $\mathbf{R^2}$ is (a) aryl or (b) heteroaryl wherein said aryl or said heteroaryl is substituted with $(CH_2)_nNR^cR^d$ and additionally optionally independently substituted with one to two substitutents selected from the group consisting of, cyano, C_{1-6} alkoxycarbonyl, carbamoyl, N-alkylcarbamoyl, N,N-dialkylcarbamoyl, $(CH_2)_{0-2}CO_2H$, SO_2NH_2, C_{1-6} alkylsulfinyl and C_{1-6} alkylsulfonyl, **n** is zero, and $\mathbf{R^3}$ is CF_3, CH_2CF_3, $CHR^{3a}R^{3b}$ or $CR^{3a}R^{3b}R^{3c}$ wherein (i) $\mathbf{R^{3a}}$, $\mathbf{R^{3b}}$and $\mathbf{R^{3c}}$ are independently selected from C_{1-3} alkyl or CD_3 or (ii) when taken together, $\mathbf{R^{3a}}$ and $\mathbf{R^{3b}}$ together are C_{2-4} alkylene and $\mathbf{R^{3c}}$ C_{1-3} alkyl, halogen, cyano or C_{1-2} fluoroalkyl.

7. The compound according to claim 1 wherein $\mathbf{R^1}$ is 2,4-dioxo-tetrahydro-pyrimidin-1-yl, $\mathbf{R^2}$ is NR^aR^b and $\mathbf{R^3}$ is CF_3, CH_2CF_3, $CHR^{3a}R^{3b}$ or $CR^{3a}R^{3b}R^{3c}$ wherein (i) $\mathbf{R^{3a}}$, $\mathbf{R^{3b}}$ and $\mathbf{R^{3c}}$ are independently selected from C_{1-3} alkyl or CD_3 or (ii) when taken together, $\mathbf{R^{3a}}$ and $\mathbf{R^{3b}}$ together are C_{2-4} alkylene and $\mathbf{R^{3c}}$ is C_{1-3} alkyl, halogen, cyano or C_{1-2} fluoroalkyl.

8. A compound according to claim 1 selected from the group consisting of:

N-{4-[7-*tert*-butyl-8-methoxy-5-(2-oxo-1,2-dihydro-pyridin-3-yl)-quinolin-2-yl]-phenyl}-methanesulfonamide;

N-{4-[7-*tert*-butyl-8-methoxy-5-(6-methyl-2-oxo-1,2-dihydro-pyridin-3-yl)-quinolin-2-yl]-phenyl}-methanesulfonamide; and,

N-{4-[7-*tert*-butyl-5-(2,4-dioxo-3,4-dihydro-2H-pyrimidin-1-yl)-8-methoxy-quinolin-2-yl]-phenyl}-methanesulfonamide; or,

a pharmaceutically acceptable salt thereof.

9. A compound according to any one of claims 1 to 8 for use as therapeutically active substance.

10. The use of a compound according to any one of claims 1 to 8 for the treatment or prophylaxis of a Hepatitis C Virus (HCV) infection.

11. The use of a compound according to any one of claims 1 to 8 for the preparation of a medicament for the treatment or prophylaxis of a Hepatitis C Virus (HCV) infection.

12. A compound according to any one of claims 1 to 8 for the treatment or prophylaxis of a Hepatitis C Virus (HCV) infection.

13. A method for treating a Hepatitis C Virus (HCV) infection comprising administering to a patient in need thereof, a therapeutically effective quantity of a compound according to claim 1.

14. The method of claim 13 further co-comprising administering at least one immune system modulator and/or at least one antiviral agent that inhibits replication of HCV.

15. The method of claim 14 wherein the immune system modulator is an interferon, interleukin, tumor necrosis factor or colony stimulating factor.

16. The method of claim 15 wherein the immune system modulator is an interferon or chemically derivatized interferon.

17. The method of claim 13 wherein the antiviral agent is selected from the group consisting of a HCV protease inhibitor, another HCV polymerase inhibitor, a HCV helicase inhibitor, a HCV primase inhibitor and a HCV fusion inhibitor.

18. A method for inhibiting replication of HCV in a cell be delivering a compound according to claim 1.

19. A composition comprising a compound according to claim 1 admixed with at least one pharmaceutically acceptable carrier, diluent or excipient.

INTERNATIONAL SEARCH REPORT

International application No
PCT/EP2011/063733

A. CLASSIFICATION OF SUBJECT MATTER
INV. C07D401/14 C07D403/14 A61K31/47 A61P31/12
ADD.

According to International Patent Classification (IPC) or to both national classification and IPC

B. FIELDS SEARCHED

Minimum documentation searched (classification system followed by classification symbols)
C07D A61K

Documentation searched other than minimum documentation to the extent that such documents are included in the fields searched

Electronic data base consulted during the international search (name of data base and, where practical, search terms used)
EPO-Internal, CHEM ABS Data

C. DOCUMENTS CONSIDERED TO BE RELEVANT

Category*	Citation of document, with indication, where appropriate, of the relevant passages	Relevant to claim No.
A	WO 03/062211 A1 (ANGELETTI P IST RICHERCHE BIO [IT]; AVOLIO SALVATORE [IT]; COLARUSSO S) 31 July 2003 (2003-07-31) the whole document	1-19
A	DE FRANCESCO R ET AL: "Challenges and successes in developing new therapies for hepatitis C", NATURE, NATURE PUBLISHING GROUP, LONDON, GB, vol. 436, no. 7053, 18 August 2005 (2005-08-18), pages 953-960, XP002504755, ISSN: 0028-0836, DOI: 10.1038/NATURE04080	1-19

-/--

[X] Further documents are listed in the continuation of Box C.

[X] See patent family annex.

* Special categories of cited documents :

"A" document defining the general state of the art which is not considered to be of particular relevance

"E" earlier document but published on or after the international filing date

"L" document which may throw doubts on priority claim(s) or which is cited to establish the publication date of another citation or other special reason (as specified)

"O" document referring to an oral disclosure, use, exhibition or other means

"P" document published prior to the international filing date but later than the priority date claimed

"T" later document published after the international filing date or priority date and not in conflict with the application but cited to understand the principle or theory underlying the invention

"X" document of particular relevance; the claimed invention cannot be considered novel or cannot be considered to involve an inventive step when the document is taken alone

"Y" document of particular relevance; the claimed invention cannot be considered to involve an inventive step when the document is combined with one or more other such documents, such combination being obvious to a person skilled in the art.

"&" document member of the same patent family

Date of the actual completion of the international search	Date of mailing of the international search report
10 October 2011	18/10/2011

Name and mailing address of the ISA/	Authorized officer
European Patent Office, P.B. 5818 Patentlaan 2 NL - 2280 HV Rijswijk Tel. (+31-70) 340-2040, Fax: (+31-70) 340-3016	Timmermans, Michel

1

Form PCT/ISA/210 (second sheet) (April 2005)

C(Continuation). DOCUMENTS CONSIDERED TO BE RELEVANT

Category*	Citation of document, with indication, where appropriate, of the relevant passages	Relevant to claim No.
A	RAFFAELE DE FRANCESCO ET AL: "Approaching a new era for hepatitis C virus therapy: inhibitors of the NS3-4A serine protease and the NS5B RNA-dependent RNA polymerase", ANTIVIRAL RESEARCH, ELSEVIER BV, NL, vol. 58, 1 January 2003 (2003-01-01), pages 1-16, XP002414639, ISSN: 0166-3542, DOI: 10.1016/S0166-3542(03)00028-7 -----	1-19

INTERNATIONAL SEARCH REPORT

Information on patent family members

International application No
PCT/EP2011/063733

Patent document cited in search report	Publication date	Patent family member(s)	Publication date
WO 03062211 A1	31-07-2003	AT 420078 T	15-01-2009
		CA 2473508 A1	31-07-2003
		EP 1470113 A1	27-10-2004
		JP 4498745 B2	07-07-2010
		JP 2005524627 A	18-08-2005
		US 2005130997 A1	16-06-2005