



US 20020103545A1

(19) **United States**

(12) **Patent Application Publication**
Arbogast et al.

(10) **Pub. No.: US 2002/0103545 A1**

(43) **Pub. Date: Aug. 1, 2002**

(54) **GEL AND CUSHIONING DEVICES**

(21) **Appl. No.: 10/107,318**

(75) **Inventors:** **Robert E. Arbogast**, Mount Sterling, OH (US); **James W. Capper**, Mount Sterling, OH (US); **James M. Colvin**, Mount Sterling, OH (US); **Bruce G. Kania**, Mount Sterling, OH (US); **Jeffrey L. Doddroe**, Mount Sterling, OH (US)

(22) **Filed: Mar. 28, 2002**

Related U.S. Application Data

(63) Continuation of application No. 09/131,915, filed on Aug. 10, 1998, which is a continuation of application No. 08/688,954, filed on Jul. 31, 1996, now abandoned.

Correspondence Address:

OBLON SPIVAK MCCLELLAND MAIER & NEUSTADT PC
FOURTH FLOOR
1755 JEFFERSON DAVIS HIGHWAY
ARLINGTON, VA 22202 (US)


Publication Classification

(51) **Int. Cl.⁷** **A61F 2/80; C08L 1/00**
(52) **U.S. Cl.** **623/36; 523/105**

(73) **Assignee:** **OHIO WILLOW WOOD COMPANY**,
15441 Scioto Darby Road, Mount Sterling, OH 43143 (US)

(57) **ABSTRACT**

Articles of apparel for an amputee's residuum and for non-amputees who desire or require padding or joint support.



Uniform Wall Liner

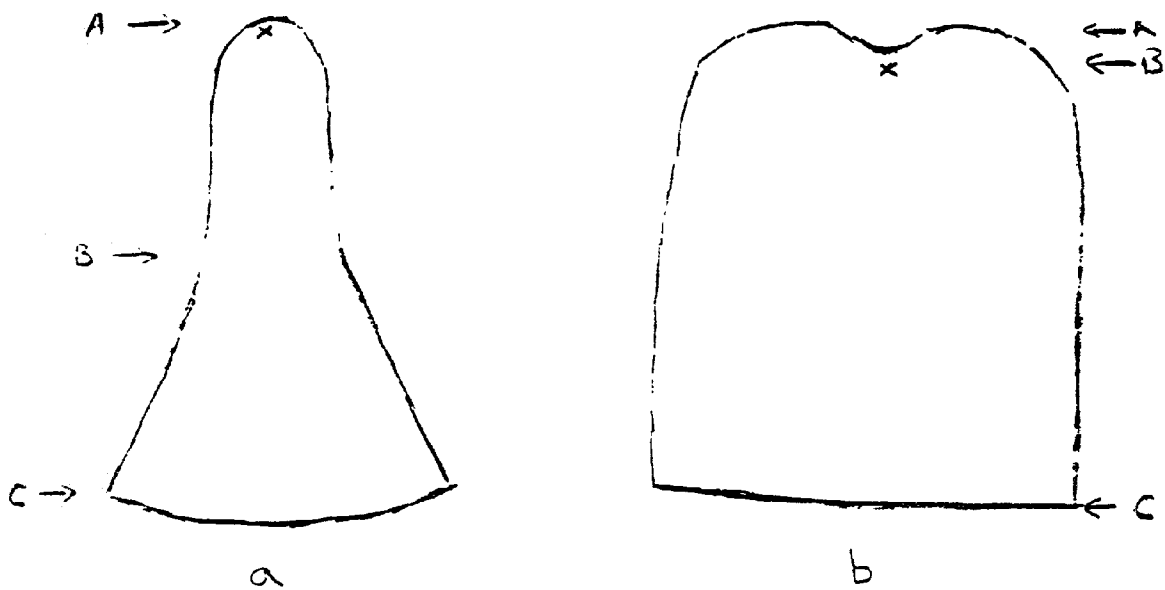


FIGURE 1

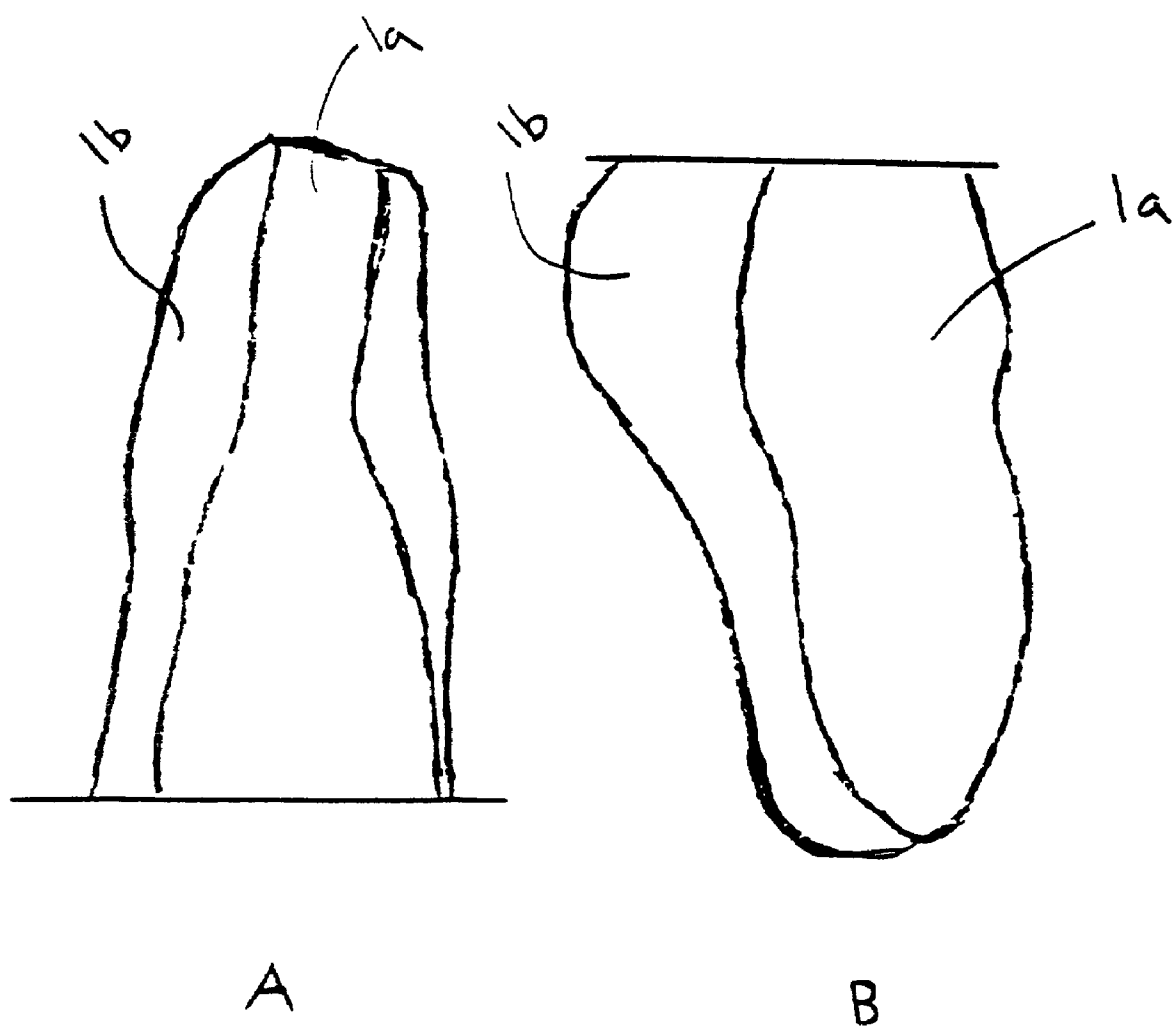


FIGURE 2

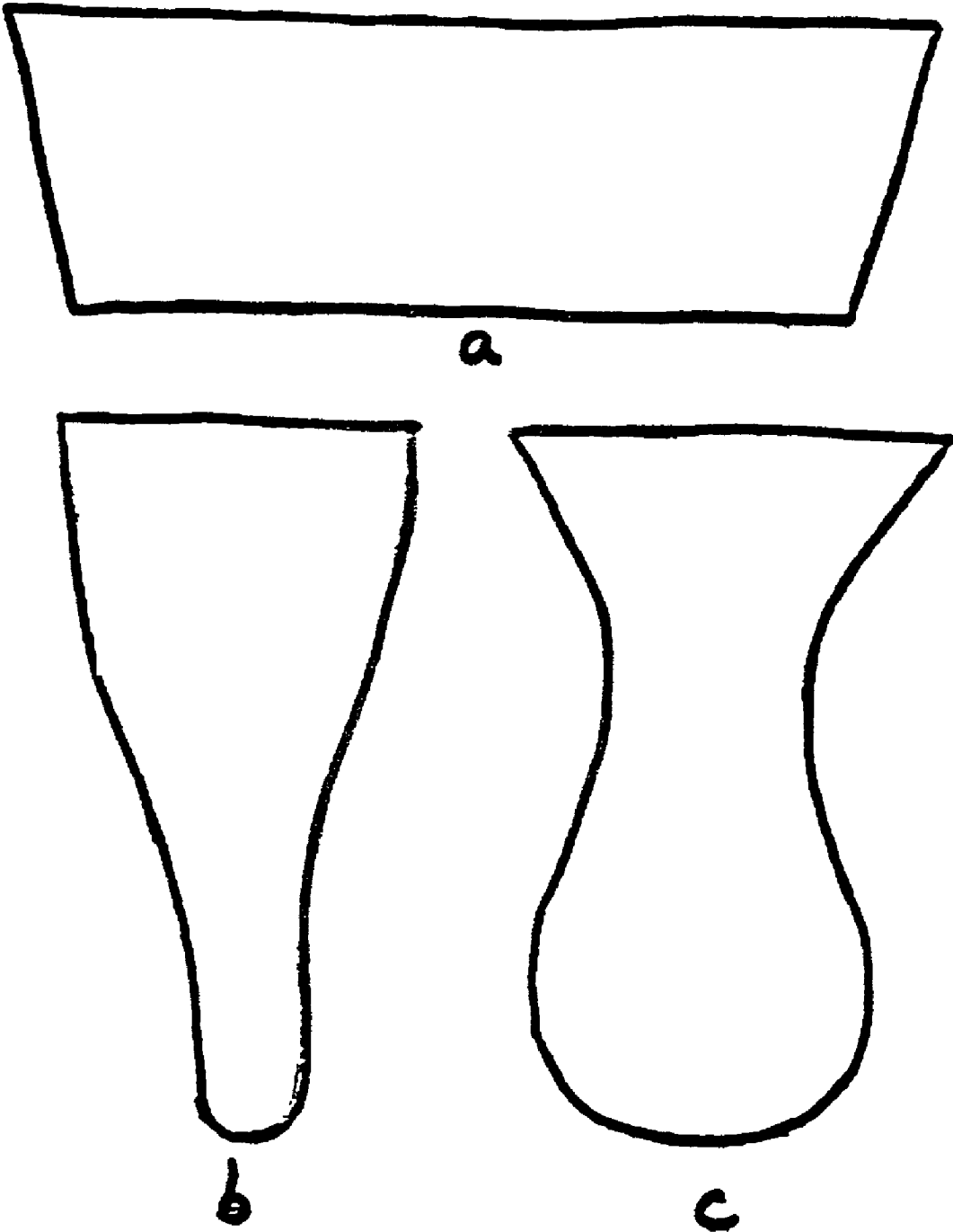


FIGURE 3

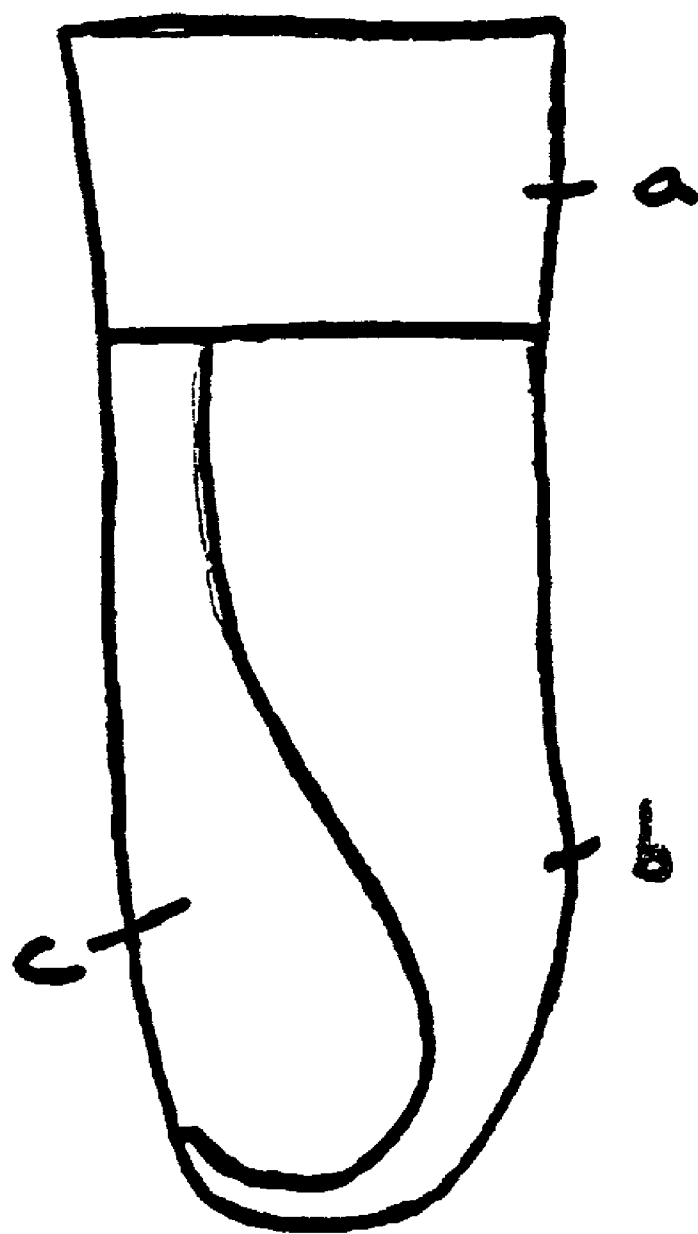




FIGURE 4



Uniform Wall Liner

FIGURE 5



Tapered Wall Liner

FIGURE 6

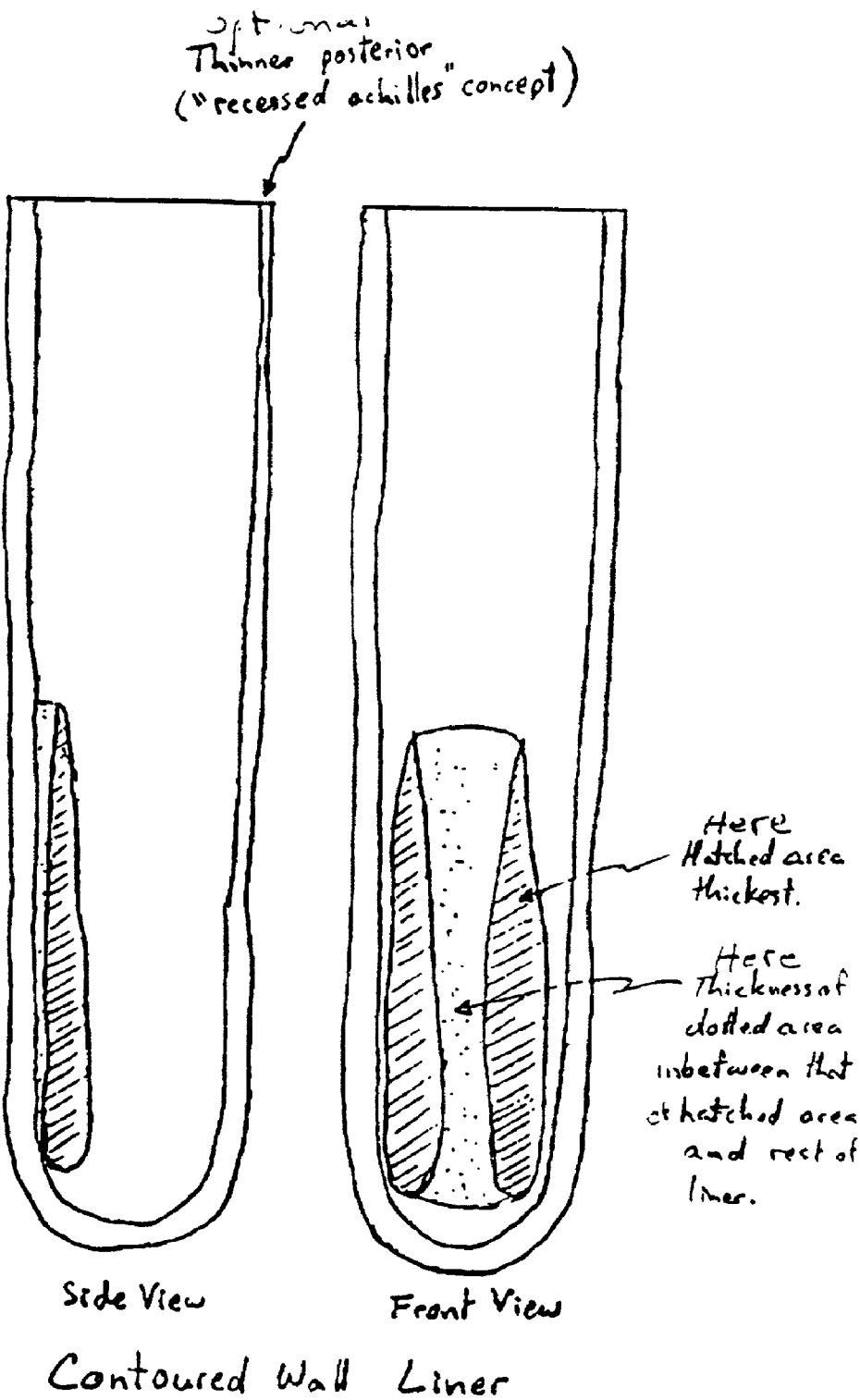
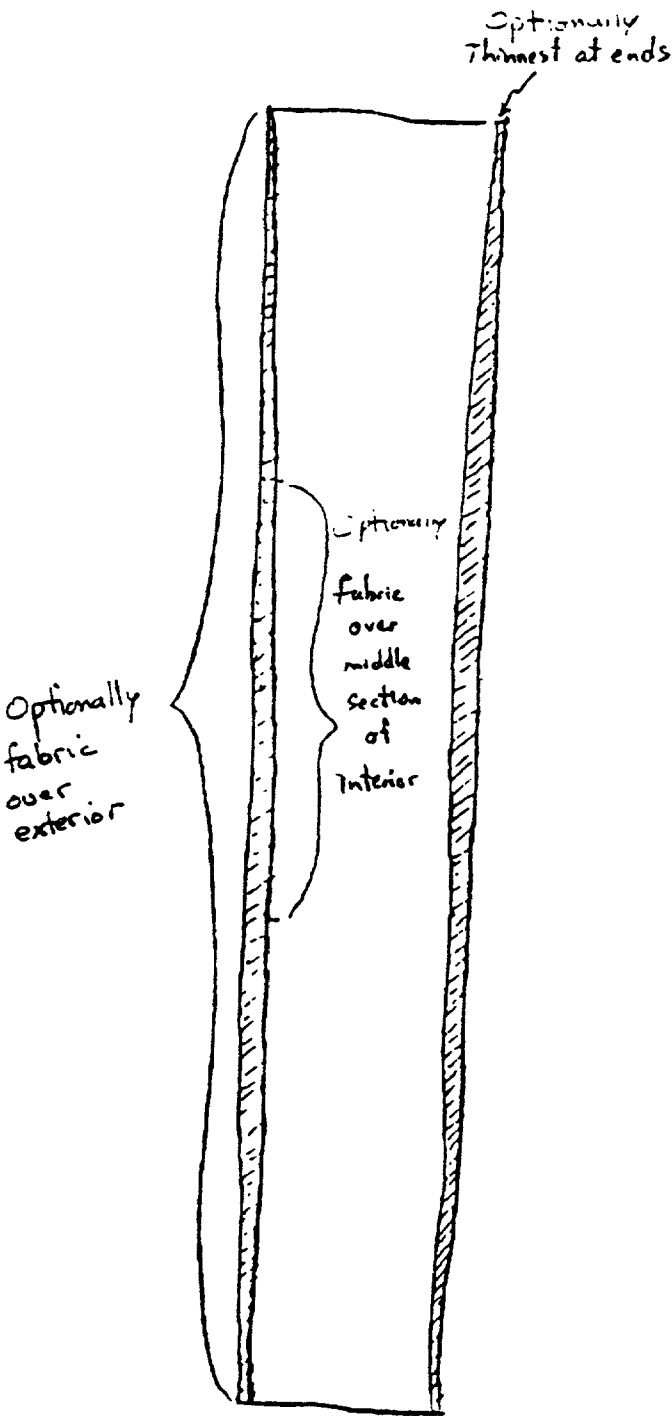


FIGURE 7



Knee Sleeve

FIGURE 8

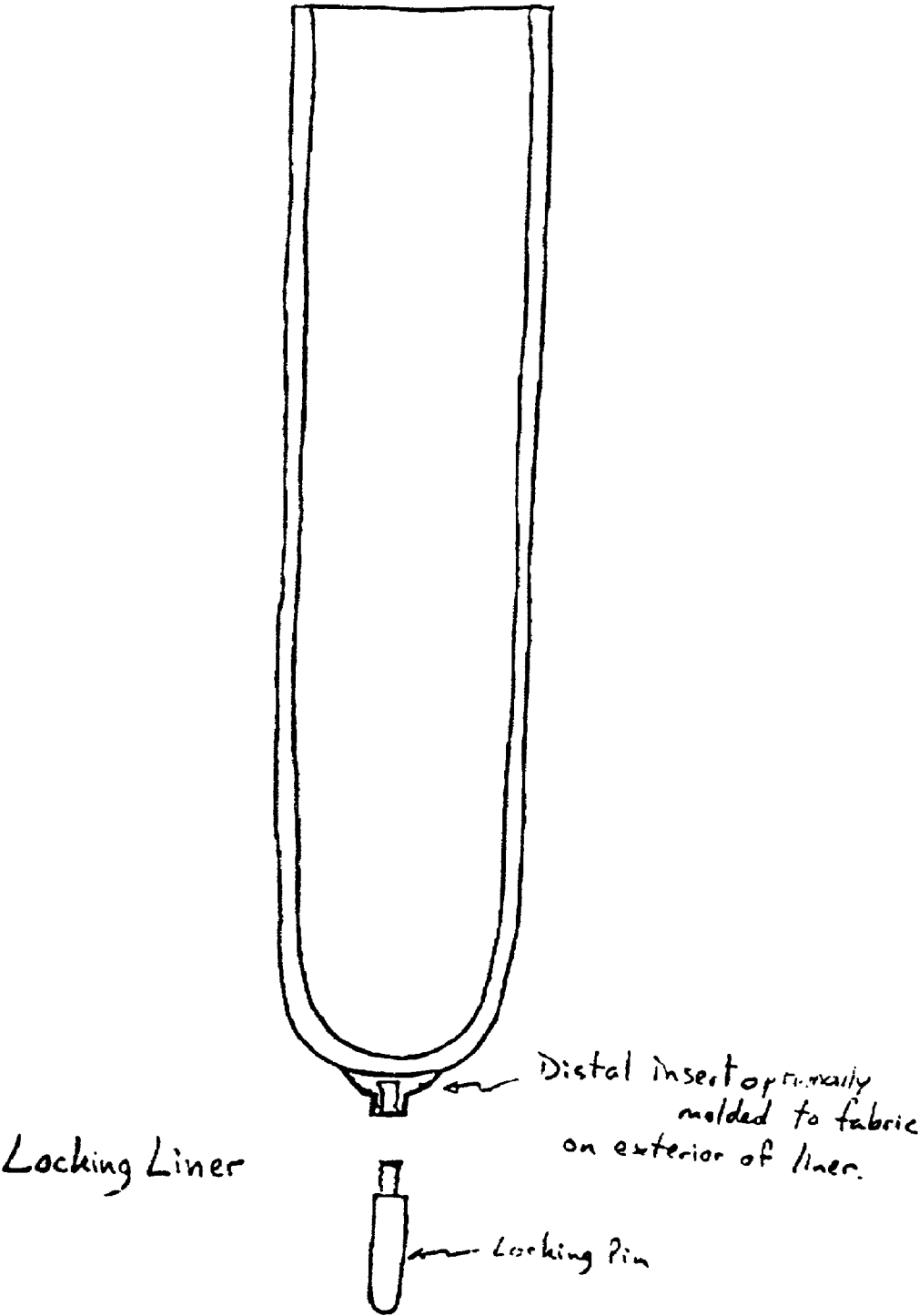


FIGURE 9

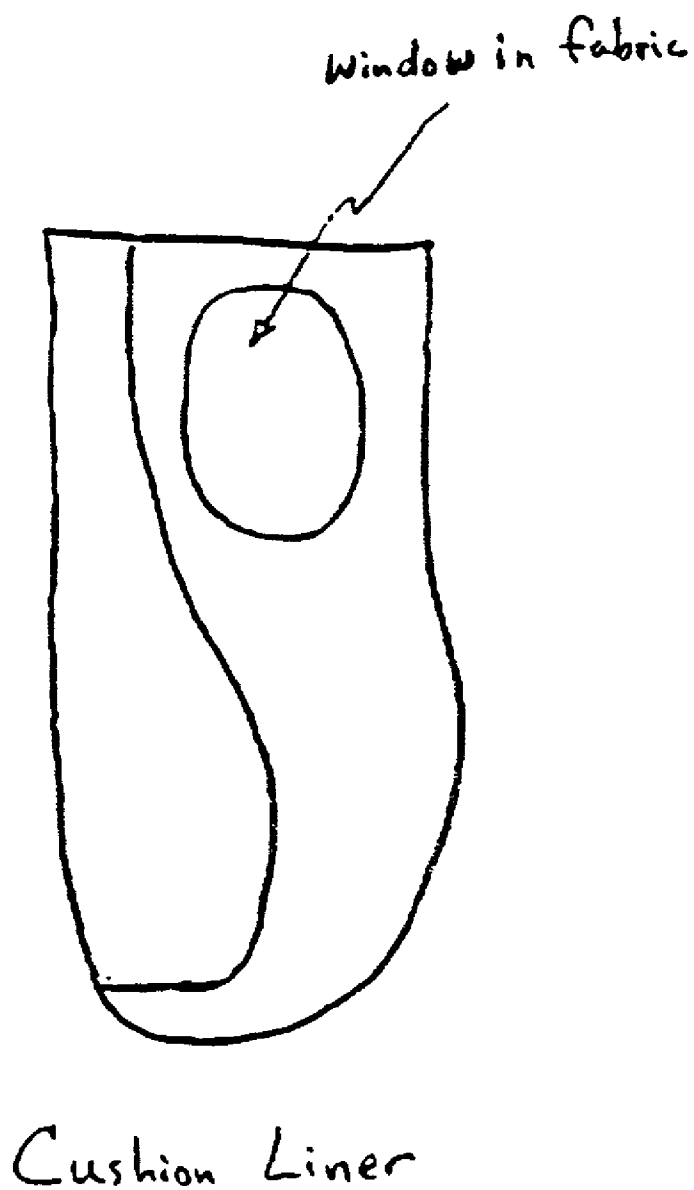


FIGURE 10

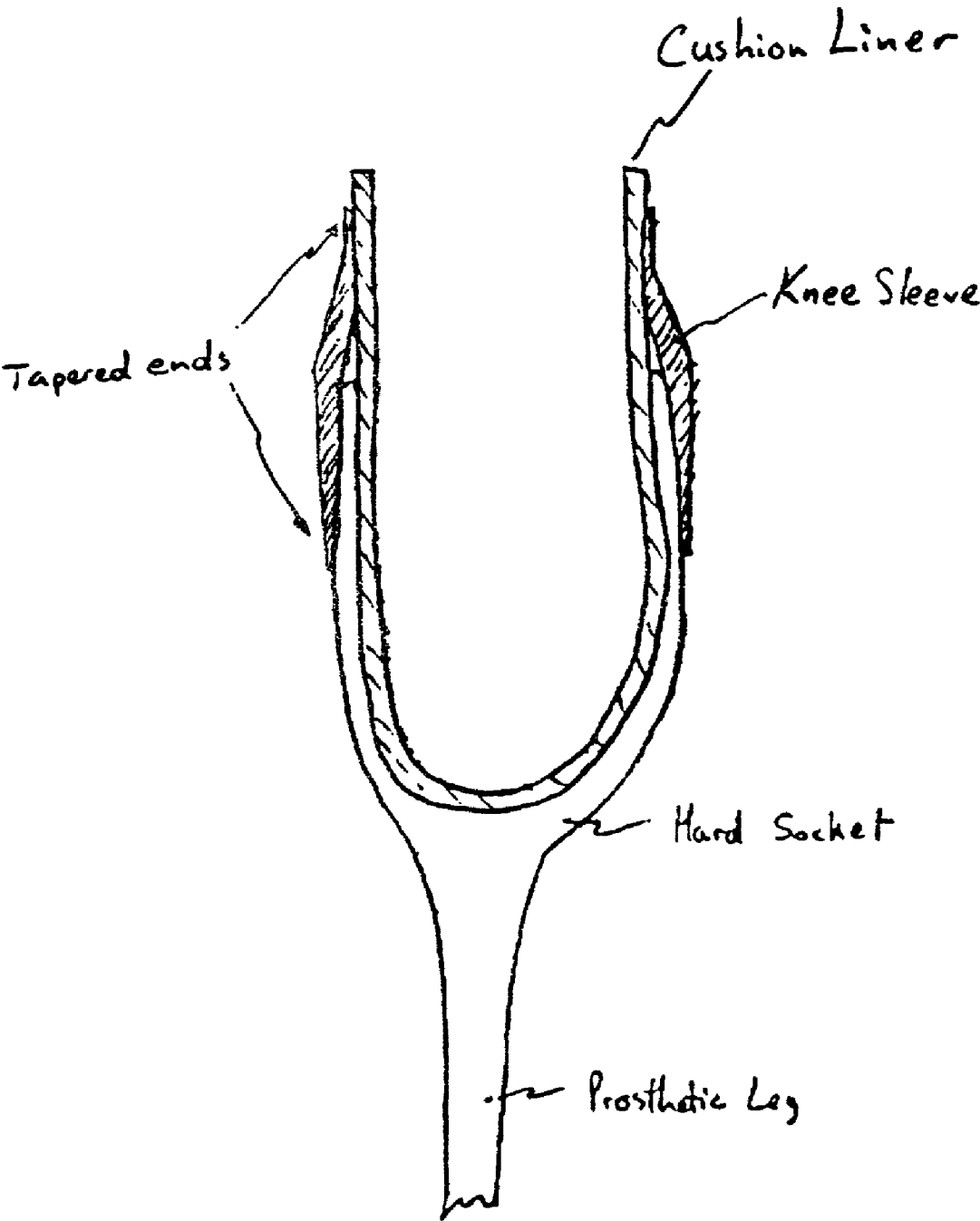


FIGURE 11

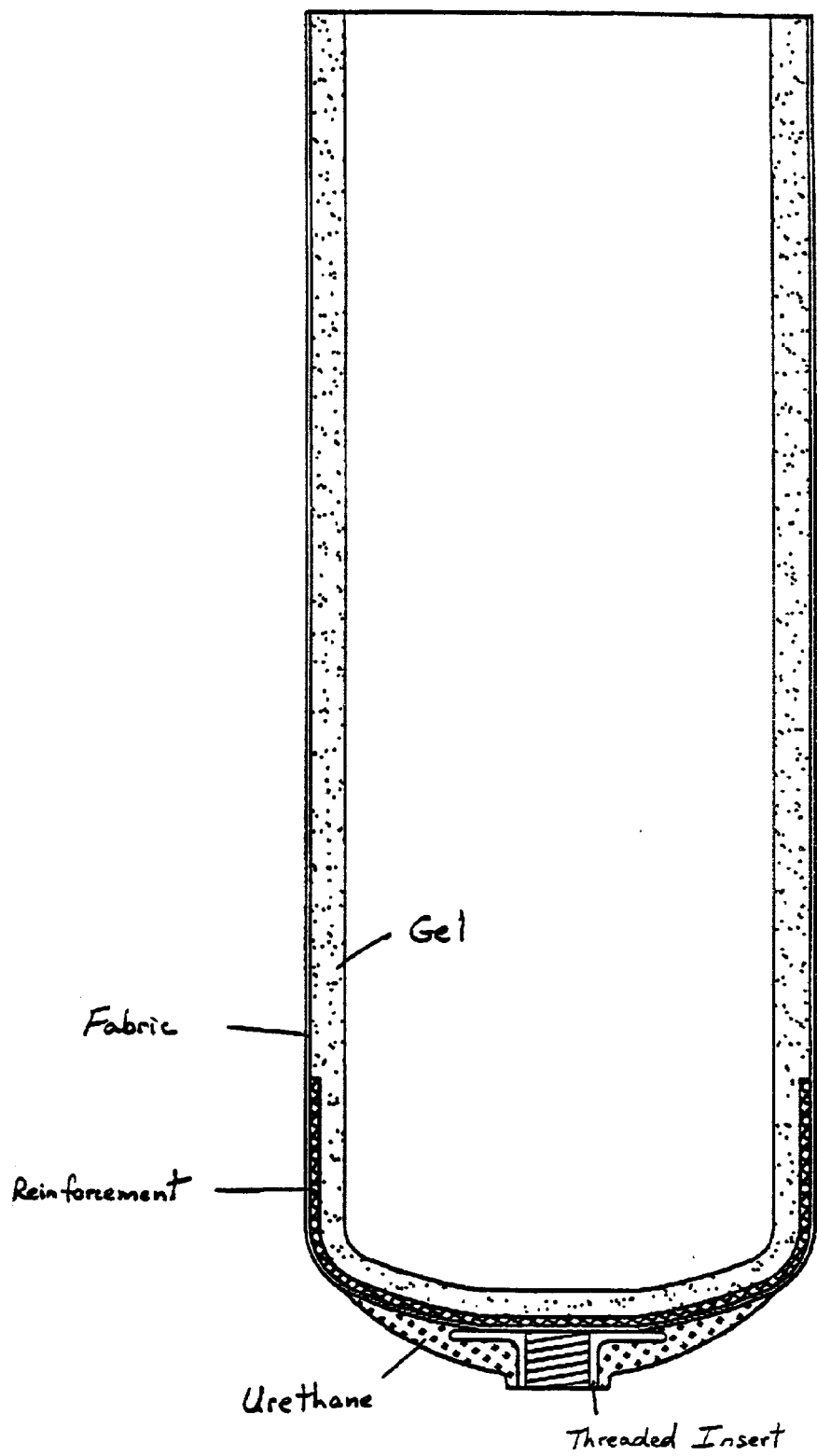


FIGURE 12

GEL AND CUSHIONING DEVICES

BACKGROUND OF THE INVENTION

[0001] 1. Field of the Invention

[0002] The present invention relates to a gel and various articles of manufacture such as a cushion liner with fabric on the inside and/or outside thereof, cushion locking liner with added-on metal threaded insert, open-ended cushion knee or elbow sleeve, cushion fabric and cushion flat sheet all useful for increasing the comfort of the wearer. Also described is a sleeve member, and reinforced sleeve member for enclosing an amputation stump, preferably, a cushioned sock for use by, e.g., below-knee (BK) amputees. The sleeve member and cushioning devices are preferably provided in a contoured form fit configuration which, when worn, comes up over the knee or elbow and adapts to a right or left side bias of the bony prominence of the residuum (stump) or are provided in simple tube (i.e., tube-sock) shape with various optional cushioning. Cushioning material may optionally be provided on the inside and/or outside of the invention sleeves, liners and sheet to minimize the discomfort of, e.g., an orthotic device, such as a knee brace, or a prosthetic device, such as an artificial arm or leg. In a preferred embodiment, the cushioning material is adjusted in thickness and has a non-uniform thickness over the article surface. In another a preferred embodiment the sleeves and liner have cushioning material in a recessed achilles configuration: the cushioning material does not contact the wearer at an upper posterior (i.e., knee crease), or upper anterior (i.e., elbow crease, etc.) portion of the limb or residuum, or minimally contacts the wearer at these positions, while providing cushioning, etc. to the knee or elbow due, e.g., to the thinning of cushioning material, even while the liner, sleeve, etc. comes up over the joint. For example, the cushioning material can be thinner in these areas than in other places. In special applications, such as for Symes amputations, a thinner coating of gel at the distal end of a sleeve or liner can be used.

[0003] 2. Discussion of the Background

[0004] For at least the past 80 years amputees have worn tubular socks over their residual limb. Cotton, wool and cotton-wool blends have typically been used. More recently, with the advent of synthetic materials, nylon and other textiles, including some with a measure of elasticity, have also been utilized.

[0005] In a typical below-knee (BK) prosthesis an amputee's stump tends to "piston" in the socket: during ambulation the stump will come up in the socket of the prosthesis until the attaching means holding the prosthesis to the wearer cause the prosthesis to lift with the stump. On the way down, air may be trapped between the residuum and stump sock, or between the prosthesis socket and sock, or between a socket liner and a sock.

[0006] With wool and cotton socks which tend to breathe and which are not airtight this pistoning effect is not a major problem with regard to the generation of sound effects. Since wool and cotton tend not to tightly form fit a residuum, however, the amputee typically packs a material around the residuum once it is placed into the prosthetic device or adds additional socks to increase thickness or puts on thicker socks in order to provide necessary fit. However, for socks which do not breathe and which are made from, e.g.,

polymeric material, a problem occurs when the residuum pistons in the prosthetic device: terrific sound effects such as sucking and gurgling noises are generated which are obtrusive and inappropriate, often embarrassing the wearer. In addition, such air pockets produce non-uniform pressures and loading discontinuities on the skin, irritating it.

[0007] Finally, many amputees experience a swelling of the stump. When the residuum is in a prosthetic socket the stump tends to contract significantly, and when taken out of the socket the stump tends to expand within minutes of removal. This expansion and contraction of the residuum contributes to the development of air pockets and the generation of obtrusive noises since a sock which may have provided a comfortable fit on the expanded stump becomes a loose fit with air pocket opportunities when the residuum is placed inside the prosthetic socket. In addition, and over time, an amputee's residuum tends to adjust in size, usually shrinking. As these changes occur they increase the tendency for the pistoning effect, described above, to occur. In addition to the embarrassment caused by the sound effects generated by pistoning, cushioned socks which allow or promote air pocket formation quickly wear out and, if not replaced often, lead to lesions, etc. on the residuum.

[0008] Currently available cushioned residuum socks are tubular or conical and do not provide a form fit on an amputee's residuum. Regardless whether such socks are provided with internal and/or external cushioning material they fail to avoid air pockets. While a stump may generally have a roughly conical or cubical shape there are invariably recessed areas on, e.g., the medial side of the prominent tibia bone. Generally, on a below knee, left side residual limb the recessed area will be predominantly on the right side of the tibia bone. There is also typically a smaller recessed area on the left side. For right side residual limbs the predominant recessed area is on the left side of the bone, with smaller recessed areas on the right side. Usually the greatest recess occurs immediately below the patella, on either side. In addition, left side amputees typically have a right side bias to the bony prominence of the below knee stump, and right side amputees have a similar bias to the left side. Conventional tubular or conical elastic socks simply cannot account for these several variable conditions without using extremely high levels of elastic tension which compress the outer-most points along the stump's circumference, causing discomfort and a non-uniform fit.

[0009] Amputees typically attach a prosthetic limb to their residual limb by means of a rigid socket, liner, and a suspension means. The rigid socket is often custom fabricated to match the shape of the intended user's residual limb and may be made of thermoplastic or fiber-reinforced thermoset materials, but can also be made from wood, metal, etc. Since such hard materials are generally uncomfortable when in intimate with the skin over long periods of time, especially under load bearing conditions, liners and/or prosthetic socks are often used as interface members between the hard socket and the residual limb to increase comfort. Such liners are generally of the open cell foam type, such as Pelite or Kemblo, but may also be made of silicon, urethane, etc. type materials. See, for example, U.S. Pat. Nos. 5,258,037 and 5,376,132, both incorporated herein by reference. Prosthetic socks, as mentioned above, may be made of wool, cotton, synthetic materials, etc. and amputees tend to prefer liners and socks which are easily changed to facilitate cleaning, to

accommodate volume changes in the residual limb, or to accommodate different user activities.

[0010] Suspension systems which help to hold a prosthetic limb in place may or may not be an integral part of the rigid socket and/or liner. Examples of suspension systems include supracondylar or waist belt, joint and corset systems, neoprene or latex sleeves, socket ears which grip the condyles, suction or pin and lock systems such as those where the pin is attached to a liner and the lock is attached to a hard socket, etc. Examples of typical suspension systems may be found in U.S. Pat. No. 4,923,474, No. 4,923,475, No. 5,007,937, No. 5,108,456, No. 5,201,773, No. 5,201,774, No. 5,246,464, No. 5,263,923, No. 5,314,497, No. 5,387,245, No. 5,376,131 and No. 5,405,405, all incorporated herein by reference.

[0011] However, and as is clear from the above description of the prior art, all current interfaces for use between an amputee's residual limb and a prosthetic device suffer from drawbacks which may include custom fabrication (and corresponding long lead times), high cost, low durability, space requirements (too long, too high profile, etc.), noise due, for example, to air pockets forming between the liner and the residual limb, skin irritation, restricted joint range of motion, lack of accommodation of stump geometry changes, objectionable odors, discoloration, inadequate comfort, etc.

SUMMARY OF THE INVENTION

[0012] Accordingly, one object of this invention is to provide a gel which can be used alone or in combination with various other materials such as fabrics and which can be used in or formed into various articles of manufacture, apparel, etc., and used by an amputee and non-amputee to provide increased comfort.

[0013] Another object of the present invention is a cushion liner which can fit a range of residual limb sizes with minimal or no air pockets and which comprises, preferably, the invention gel with or without fabric, preferably having a non-uniform thickness throughout.

[0014] Another object of the present invention is a cushion locking liner similar to the invention cushion liner but having docking means preferably at the distal end or side thereof for coupling the liner to, e.g., the hard socket of a prosthetic device. The docking means are preferably molded directly into the cushion liner.

[0015] Another object of the present invention is an open-ended cushion knee or elbow sleeve which is open on both ends and, when worn by an amputee, can cover the residual limb and prosthetic device so as to provide increased support for the prosthetic device, or a seal for a suction suspension system, - and when worn by a non-amputee provides padding or joint support or protection from environmental elements. Gel alone or fabric/gel composites in tube shape are preferred. For use as a seal the invention sleeve can be worn over invention socks, closed-ended sleeves, fitted sleeves, etc.

[0016] Another object of the present invention is to provide a cushion flat sheet which is made of gel, of gel and fabric, or of gel and another material which can be used to make any of the invention cushion liners, cushion locking liners, cushion knee sleeves, cushioned socks, etc., and which can be used in other applications where padding is

required including shoe inserts, support bracing, seat cushions, sports pads for the knee, shin, elbow, chest, hand, etc., crutch arm pads, etc. The invention cushion flat sheet can also be used as a compression wrap, etc.

[0017] Another object of this invention is to provide a novel optionally cushioned sleeve member for enclosing an amputation stump having a form-fitting tubular shape.

[0018] Another object of the present invention is to provide an optionally cushioned sleeve member having a bias pattern and contoured form fit which will equally accommodate a left side amputee and a right side amputee.

[0019] Another object of the present invention is to provide a cushioned sock, liner, or locking liner having a contoured form fit shape and polymeric cushioning material arranged to provide an interface between an amputee's residuum and a prosthetic device.

[0020] Another object of the present invention is to provide a non-cushioned sleeve member having a contoured form fit.

[0021] Another object of the present invention is to provide a cushioned sleeve member for enclosing an amputation stump having a contoured, form-fitting tubular shape wherein, preferably, the interior of the closed end of the sleeve member which if fabric, is impregnated with or coated with a polymeric material arranged in a recessed achilles configuration which provides a cushioning effect at the interface between the residuum and a prosthetic device socket but which minimizes or eliminates contact with the skin in the crease of the knee or elbow or ankle, even while coming up over those joints when worn. The form-fitting sleeve member can be made of invention gel only or thermoplastic only also while still having a recessed achilles configuration.

[0022] Another object of the present invention is to provide a cushioned sleeve, open-ended sleeve, sock, liner or locking liner which allows for the timed-release of a skin conditioner, biocide, etc.

[0023] Another object of the present invention is to provide a cushioned sleeve for an amputation residuum which is form fitting and which avoids the generation of air pockets and the obtrusive noises they provide.

[0024] Another object of the present invention is to provide a sleeve member for enclosing an amputation stump which is form fitting and which is optionally cushioned, which is as thin as possible.

[0025] Another object of the present invention is to provide a sock, including typical prior art tube socks, etc., having cushioning material on the inside thereof in a recessed achilles configuration.

[0026] Another object of the present invention is a reinforced sleeve member, cushion liner, cushion locking liner, knee sleeve, and all other invention articles, having a reinforcing material at, e.g., the distal end thereof or in any other location desired such as stress points, surfaces subjected to abrasion, etc.

[0027] Another object of the present invention is a cushion liner with fabric on both the inside and outside surfaces thereof.

[0028] Another object of the present invention is the provision of a seal on the exterior and/or interior of all invention articles, preferably the invention cushion liner, wherein the fabric or gel surface of an invention sock, sleeve, etc., is provided with an elastic, air-tight-forming seal in the form of a band, etc. on the outside and/or inside thereof. The seal is preferably made of the invention gel, silicone, thermoplastic, etc.

[0029] Another object of the invention is to provide a cushioned fabric which can be used to form any article that contacts the body.

BRIEF DESCRIPTION OF THE DRAWINGS

[0030] A more complete appreciation of the invention and many of the attendant advantages thereof will be readily obtained as the same becomes better understood by reference to the following detailed description when considered in connection with the accompanying drawings, wherein:

[0031] FIG. 1 shows a typical pattern for the reflected two-piece form fitting sleeve member according to the invention.

[0032] FIG. 2 shows frontal (A) and side views (B) of the invention sleeve member enclosing a stump-like form, where 1a and 1b refer to pattern members a and b, respectively, in FIG. 1.

[0033] FIG. 3 shows a typical pattern for the optionally banded three-piece form fitting sleeve member according to the invention, piece (a) being optional on the FIG. 3 pattern. Piece (a) can also be used in the FIG. 1 pattern to provide a top band.

[0034] FIG. 4 shows an invention sleeve member assembled from the FIG. 3 pattern, where a, b and c correspond to patterns a, b and c, respectively, in FIG. 3.

[0035] FIG. 5 shows a cushion liner according to the present invention with uniform wall thickness.

[0036] FIG. 6 shows a cushion liner according to the invention having a tapered wall thickness at the open end.

[0037] FIG. 7 shows side and front views of an invention cushion liner which has a contoured inner surface providing variable thickness cushioning material at portions of the liner intended to provide particular selective cushioning to the user.

[0038] FIG. 8 shows an invention open-ended cushion knee or elbow sleeve with optional fabric covering and with optional thinning at both ends.

[0039] FIG. 9 shows an invention locking liner with docking means at the distal end thereof.

[0040] FIG. 10 shows an invention form fitting sleeve having an optional window of clear plastic material, etc., in the fabric.

[0041] FIG. 11 shows an invention open-ended knee or elbow sleeve in position and contacting a cushion liner and a prosthetic device.

[0042] FIG. 12 shows a cushion locking liner with reinforcement. The threaded insert is molded in.

DETAILED DESCRIPTION OF THE PREFERRED EMBODIMENTS

[0043] U.S. application Ser. Nos. 08/406,145 and 08/611,305 are incorporated herein by reference. The present invention polymeric gel composition comprises, preferably, a block copolymer and, optionally, mineral oil. The gels of the invention are nonfoamed or foamed with, e.g., a foaming agent. The mineral oil may be present in from 0-90% by weight based on total gel weight, more preferably 20-50% by weight, but also including all of any positive amount including 5, 10, 15, 20, 25, 30, 35, 40, 45, 55, 60, 65, 70, 75 and 80% by weight and all values and ranges in between all these listed values. The invention gel preferably has a durometer (Shore A) of 0-20 and preferably a durometer that matches or approximates ($\pm 10\%$) human skin. Preferably, the oil is present on an equal weight basis, or in a weight ratio of $\frac{1}{4}$, with regard to the amount of polymeric material present. More preferably, the gel durometer is from 1-100 Shore 00, most preferably 5-35. The polymeric material present is preferably a styrene isoprene/butadiene block copolymer or styrene-ethylene/butadiene-styrene block copolymer. Preferable examples of such polymeric materials useful herein include C-Flex 1970-W5 (R70-339-000), C-Flex 1960-W5 (both manufactured by Consolidated Polymer Technologies, Largo, Fla., U.S.A.) and Kraton G1654 (manufactured by Shell Chemical Co.). For the C-Flex materials a particularly preferred ratio is 1 part oil per 2 parts C-Flex material.

[0044] Preferred ratios of polymer to mineral oil are 1/1-4/1 using C-Flex 1970-W5 or 1960-W5, one part Kraton G1654: 2.75 parts mineral oil, and 14 parts Kraton G1654: 15 parts C-Flex R70-306 (or R70-190 or R70-251 or any mixture thereof): 40 parts mineral oil. The C-Flex R70-339-000, R70-306, -190 and -251 materials are also preferred herein and are products of Consolidated Polymer Technologies. They are blends of S-EB-S block copolymer or SIB block copolymer with mineral oil. 10 parts Kraton G1654 and 11 parts C-Flex R70-306 and 27 parts Duoprime 70 oil is also preferred. A highly preferred gel is 62.5% C-Flex 1970-W5, and 37.5% Carnation mineral oil. 55-65% C-Flex 1970-W5 and 45-35% oil is also preferred. Also preferred is a composition of 26-65% styrene-isoprene/butadiene block copolymer and 35-74% by weight mineral oil. Here, 27, 28, 29, 30, 35, 40, 45, 50 and 55 wt % SIB can be used with oil ranging from 73, 72, 71, 70, 65, 60, 55, 50 and 45 wt %. All %'s are percent by weight unless otherwise indicated.

[0045] The preferred polymers useful herein and listed above (C-Flex and Kraton materials), in addition to being styrene-isoprene/butadiene or styrene-ethylene/butadiene-styrene block copolymers (mixed with mineral oil in the case of at least the C-Flex 1970-W5, R70-339-000, R70-306, -190 and -251 materials) also include styrene-butadiene-styrene and any thermoplastic elastomer having the Shore A and/or Shore 00 characteristics listed above and capable of being blended with mineral oil. Mixtures of all mentioned polymers may be used. Several preferred polymeric materials useful in all aspects of the present invention are more particularly described with regard to the invention sleeve member infra.

[0046] The mineral oil used herein is preferably purified mineral oil and is preferably USP grade. Carnation mineral oil is preferred.

[0047] The present invention cushion liner and cushion locking liner may have an overall tube-sock shape or may be form-fitting (described more fully below with regard to the invention sleeve member). These shapes are referred to generically as sock-shaped coverings. The invention sleeve cushion liner and cushion locking liner can fit a range of residual or normal limb sizes with minimal or no air pockets, come up over the knee or elbow when worn, and preferably have a range of elasticity of from 10-2400% and a range of distal radius of $\frac{3}{4}$ "-4" or whatever is required by the wearer. The invention sleeve, open-ended sleeve, cushion liner and cushion locking liner may be made of the invention gel itself or of a combination of gel/fabric with appropriate seaming, where necessary. At least three standard geometries may be provided for both the invention cushion liner and cushion locking liner, those geometries being 1) uniform wall, 2) tapered wall and 3) contoured wall. These geometries are also useful with regard to the invention sleeve and open-ended sleeve member discussed below and refer to the thickness of the gel. Recessed achilles configuration (see *infra*) can be used in all articles and aspects of the invention, as can a reverse taper of gel thickness where gel is thin at the distal end and thicken towards the open end.

[0048] The uniform wall cushion and cushion locking liner simply comprise a uniform thickness of gel. Tapered wall cushion liners and cushion locking liners are generally those having a layer of gel which is thicker distally for additional padding (and because most shrinkage of the residual limb occurs at this point of the limb) and thinner proximally (near the open end of the liner) to blend in and interface more easily with the residual limb or vice versa for, e.g., Symes amputations. Contoured wall cushion liners and cushion locking liners have uneven distribution of gel throughout to provide cushioning effects where needed and, in a preferable embodiment, have a thinner posterior middle and upper to allow maximum range of motion optionally with a thicker distal end both anterior-medial and anterior-lateral with less thickness in the region between these two areas so as to pad typical bony prominences. Contoured wall liners are often thicker distally and custom shapes can easily be provided to satisfy the individual user. For example, in the liner of FIG. 7, the hatched area has a gel or polymeric material cushion thickness of 13 mm, the dotted portion 11 mm, the front of the liner 9 mm and the portion for behind the knee less than 9 mm.

[0049] For both the invention cushion liner and cushion locking liner combinations of gel with fabric include gel with a two-piece or three-piece form-fit sleeve (described below). Other configurations include gel coating inside a tube-sock fabric form.

[0050] Foamed or nonfoamed thermoplastic elastomers or rubber only can also be used as cushioning material alone or in combination with the invention gel in all the articles of the invention. The term "thermoplastic elastomers" has its typical meaning and excludes the invention gel. Thermoset elastomers such as silicones can also be used. The foamed materials can exclude mineral oil. The inclusion of thermoplastic elastomers in the invention gel (the mixture optionally being foamed) is advantageous in making the products customizable since such products will tend to take the shape of a limb or model of a limb when, e.g., heat and/or pressure are applied. In a preferred embodiment the invention gel can be foamed and used alone or in combination with fabric in

all forms of the invention including the sleeve member (open-ended or closed), in the form of a tube-sock, etc.

[0051] In addition, in the present invention articles of manufacture including the cushion liner, cushion locking liner, cushion knee sleeve, cushion flat sheet and sleeve member, transducers can be included therein to sense pressure, force, temperature, etc., to detect and/or transmit a signal from the residual limb to a prosthetic device, to send myoelectric signals, etc. In addition to transducers, any electrical device or other sensing device can be similarly incorporated for detection, signal transduction, etc. See, for example, U.S. Pat. No. 5,443,525, incorporated herein by reference.

[0052] As mentioned above, the invention cushion locking liner comprises docking means for attaching an external device, etc. to the liner. Such docking means includes pins, etc. and are typically those which help to attach and support a prosthetic device. These docking means are known in the art and are preferably incorporated in the cushion locking liner by means of direct molding, meaning the molding of an adapter into the fabric possibility by injection, compression, etc. molding, etc. using, preferably, urethane such as an 80 Shore A urethane (Smooth-On PMC-780) after the gel is molded to the fabric. See FIG. 12. Such docking means, including distal inserts, can be centered or can be offset to accommodate individual residual limb geometries. Other docking means include molding a raised configuration in the side of the liner which then mates with a recess on the inside of the prosthetic socket, allowing for a locking effect when the user dons the liner and steps into a socket as well as attaching one or more cables, etc., to the liner which are then drawn through the bottom of the socket.

[0053] The invention open-ended cushion knee or elbow sleeve (also referred to herein as cushion knee sleeve or knee sleeve, etc., for brevity) is intended to be worn by an amputee and provide an interface between the residual limb and a prosthetic device, and is worn external to both or may be worn by a person whose limb is intact but desires or requires padding or joint support. The knee sleeve is generally cylinder- or band-shaped and covered on the exterior with fabric and coated on the inside with invention gel. The interior may be further lined with fabric. The sleeve can be any size but typically is from 1-25 inches long including 10, 15, 16, and 20 inches, and any diameter (unstretched) such as 1-10 inches, including 2, $3\frac{1}{2}$, 4 and 5 inches. Fabric may cover the middle section of the interior, or all or any part of the interior, if desired. The cushion knee sleeve itself may have a conical (i.e., tapered) shape with a smaller diameter distally than proximally or smaller diameter distally and proximally as compared to a central diameter so as to grip and hold the prosthetic device or residuum at the smaller diameter end(s). The interior gel coating can be thinner at either or both of the distal and proximal end, and can be thinner or absent in the back of or whole of the middle section thereof so as to not bind in the crease of the knee or elbow when worn by the user. It is preferred that the wall thickness of the gel be thin at the ends regardless whether there is fabric covering or sandwiching the gel or whether the exterior or whole cushion knee sleeve is made simply of gel itself. It is also preferred that the circumferential elasticity be relatively high as compared to relatively low axial elasticity.

[0054] The gel and/or thermoplastic used in all invention articles is preferably provided such that the surface that contacts the wearer or hard socket, etc., is substantially smooth, meaning the type of surfaces depicted in the Figures and provided by dip coat application, melt coating and solvent evaporation coating of the gel or thermoplastic on the fabric.

[0055] The invention cushion knee sleeve can be used in combination with the invention sleeve, cushion liner or cushion locking liner as a means for suspension of a prosthetic device, or can be used alone. In addition, the invention knee sleeve can have attached thereto, by molding into the gel, by attachment means such as pins, etc., an orthotic knee joint and optional support bars such that the sleeve constitutes a knee brace. Similar arrangement may be used for elbow braces.

[0056] All the invention articles such as the (closed-ended) sleeve and liners can be provided with gel or thermoplastic on the outside thereof so as to come in contact and provide increased friction with the interior gel of the cushion knee sleeve. Such a configuration provides additional support and suspension of the prosthetic device. In addition, all the invention articles can be provided with an elastic, air-tight-forming band on the inside and/or outside which can form a seal for a suction suspension system.

[0057] The present invention sleeve member for enclosing an amputation stump overcomes the problems encountered with prior art tubular or conical socks which are either prone to air pocket sound effects or are so constricted as to be uncomfortable by providing a sleeve member which is made in the shape of or from a pattern and comprises the invention gel, a textile material, combination thereof, elastomer, or textile material with other elastomer which provides elastic tension such that the sleeve member form fits an amputee's residuum. This combination of sleeve pattern in the form of gel, or gel and textile material or textile material alone, etc. provides a sleeve member having a comfortable feel and avoiding the generation of obtrusive sounds which are directly traceable to the presence of air pockets between a sleeve member and an amputee's residuum or between sleeve member and prosthetic socket.

[0058] In all aspects of the invention described herein, the elasticity of the fabric and/or gel and/or elastomeric material is preferably sufficient to accommodate the swelling or shrinkage of the residual limb typically experienced by an amputee and still maintain an intimate fit. The preferred sleeve of the invention including form fit sleeve has enough elastic compression to form fit a stump but is not so tight as to be considered a stump shrinker, as in U.S. Pat. No. 4,840,635 incorporated herein by reference. Alternatively, invention articles can be tailored to provide sufficient pressure to reduce swelling after amputation.

[0059] FIG. 1 depicts a typical pattern from which the present invention form-fitting sleeve member is constructed or shaped into. The pattern is a reflected two-piece pattern, one piece of which is designed to cover the bony prominence of a typical BK stump and come up over the knee, (FIG. 1a) the other piece joined to the first at the edges thereof and circumscribing the typical onset of soft tissue around the stump (FIG. 1b). The two patterns can be used to cut out two or more pieces of textile material which are brought together such that the "X" on each of the patterns in FIGS. 1a and

1b are in contact with the "X" on the other pattern, followed by the sewing together of the edges of each pattern in typical fashion. When the two pieces are sewed together, a sleeve member is provided which has a form fitting residuum-like (tubular) shape having an open end into which an amputation stump may be introduced, a closed end opposite to the open end, an interior and an exterior. The two-piece pattern may be cut out of the same textile material or different textile materials, and the two pieces of textile material may have the same color or different colors. The three-piece optionally banded reflected pattern of FIG. 3 also provides a form-fit sleeve, piece (a) being optional. While the two and three piece design are preferred because they do not require specialized equipment for manufacturing the same form fitting sleeve members can be made in a single piece with knitting equipment or by molding with a polymeric material such as the invention gel, thermoplastic, etc. In the case of a product made of invention gel alone, thermoplastic alone or combination thereof, the gel is shaped into the patterns depicted in FIGS. 1 and 3 by art-accepted means using molds, etc.

[0060] The form fit sleeve of the invention can be made from fabric, gel, elastomer, and combinations thereof according to the patterns in FIG. 1 or FIG. 3. In FIG. 1a the distance A-B divided by the distance B-C generally varies from $\frac{3}{4}$ to $\frac{1}{2}$ and is preferably about $\frac{1}{2}$. The width of the pattern in FIG. 1a at point B divided by the width at point C is generally approximately from $\frac{1}{4}$ - $\frac{1}{2}$, preferably about $\frac{1}{2}$. In FIG. 1b the distance A-C divided by the distance B-C is generally preferably about 1.05-1.3, most preferably about 1.1. In both patterns of FIGS. 1 and 3 the dimensions may be varied so as to provide a comfortable form fit that avoids air pockets.

[0061] The two or more pieces of textile material used to form the invention form fitting sleeve member can be sewn together using any type of thread and any type stitch. This is also true for tube-sock shaped articles. In a preferred embodiment, woolly nylon is used to interconnect the two-piece or three-piece form-fitting sleeve member of the invention or seam the tube-sock using a flat-locked stitch, which is a stitch well known to those in the art. This flat-locked stitch tends to create a smooth, non-irritating seam having a stretch comparable to jersey fabric.

[0062] The size of the sleeve member according to the invention can be varied depending upon the residuum to be enclosed by simply proportionally reducing or enlarging the pattern, as desired. The term "form fitting" residuum-like (tubular) shape as used herein refers to the shape of the invention sleeve member which provides a contoured fit on an amputation stump, which substantially reduces or eliminates air pockets during pistoning of the amputation stump in a prosthetic socket and which is obtained by providing a sleeve member composed of two or more pieces of fabric having the pattern described in FIG. 1 or FIG. 3 and/or comprised of invention gel and/or other elastomeric material in the shape provided by these patterns. Residuum-like configuration is further achieved via a bias molding technique that replicates contours of a normal amputation stump.

[0063] The fabric-containing articles according to the present invention may be made with any textile material having any thickness (ply). Preferred textile fabrics are those having elasticity, including elasticities of 10-400%, such as

stretchable non-wovens (e.g., the Xymid® line of fabrics including Wearforce® fabrics from DuPont which connect bulkable yarns with non-woven sheet substrates), Lycra® comprising segmented elastomeric polyurethane fibers (spandex), supplex nylon (an engineered nylon textile fabric with a cotton-like texture and appearance), neoprene fabrics (polychloroprene fabrics), nylon, spunbonded olefin, looped nylon, spunlaced fabrics, polyester, aramid fiber fabrics, etc. However, any textile material may be used such as those described in *Textiles, fourth edition*, N. Hollen et al, Mac-Millan, New York, 1973, *The Modern Textile Dictionary* Duell, Sloan and Pearce, New York, 1963 and *Dyeing Chemical Technology of Textile Fibers*, Trotman, E., Charles Griffin and Co., London, 1975, all incorporated herein by reference. The fabrics used to make the invention articles are preferably elastic and are preferably jersey knit but include all woven, knitted and non-woven textile fabrics. In addition to those mentioned above and described in the above-mentioned references, those described in Volume 22, p. 762 ff and Vol. 16, p. 72 ff of the Kirk-Othmer *Encyclopedia of Chemical Technology*, Wiley, New York, 1983 and 1981, respectively, are also included, both of these references being incorporated herein by reference. Mixtures of types can be used with seaming where necessary.

[0064] Preferred fabrics include mixtures of the above-mentioned fabrics, such as a fabric of neoprene, 88% supplex nylon/12% lycra spandex, 85% nylon/15% lycra spandex, 94% polyester/6% lycra spandex. Such mixed fabrics may be uniformly mixed or may have one type of fiber or predominantly one type of fiber on one face thereof. For example, in those fabrics described above which contain lycra, the lycra can be mixed throughout, can make up the entire or substantially the entire face, or the entire or substantially the entire back of the fabric once it is arranged in an invention article.

[0065] The textile fabrics used in the invention may be treated/finished in any manner known in the art. For example, a nylon tricot surface may be applied to the textile fabric, etc. The finishing need not be uniform over the entire invention article. The article may be selectively treated at, for example, above the knee (or elbow) portions, and with the same treatment, no treatment or another treatment being present below the knee or elbow. Similarly, treatment on the outer surface of the invention sleeve member may be different from that on the inside thereof.

[0066] The textile material used to make the invention articles is preferably elastic (stretchable) in one or more, preferably two, directions and is capable of adjusting to variations in form and size of the residuum or limb. In a preferred embodiment, a nylon, neoprene, looped nylon combination provides excellent comfort and durability. Preferred thicknesses of the invention textile material range from 0.010 in-0.200 in, preferably 0.025 in to 0.125 in, all values and all ranges therebetween. Typically the thicknesses of patterns pieces in FIGS. 1 and 3 are the same, but need not be.

[0067] The sleeve member according to the invention is preferably a cushioned sleeve member, that is a sleeve member having a form fitting shape with an open end into which an amputation stump may be introduced, a closed end opposite to said open end, an interior and an exterior, wherein the interior at the closed end is impregnated with a

polymeric material arranged so as to provide a cushion between the amputee's residuum and any prosthetic device to be worn, attached to, etc. the residuum. The cushioning material is preferably a polymeric material, most preferably the invention gel and/or a thermoplastic elastomer (referred to simply as thermoplastic herein) such as a thermoplastic rubber, silicon containing elastomer, etc. which provides an interface between the residuum and a prosthetic device but which does not contact or minimally contacts the skin at the back of the knee or elbow or ankle when worn by an amputee (recessed achilles), even though the sleeve member, when worn, comes past the knee or elbow and contacts the thigh or forearm. This cushioning material may also here and in other articles of the invention be a thermoset silicone. This cushioning material is thus provided in a "recessed achilles" arrangement which avoids the irritation occurring in the crease behind a knee or elbow provided by prior art cushion sleeves by thinning or eliminating cushioning polymeric material at this location. If the form fit sleeve is to be worn by an above-knee amputee the recessed (thinned or absent) portion of the cushion material may be arranged medially at, e.g., the perineum for increased comfort. The interior of the sleeve member may also be lined with fabric so no thermoplastic or less thermoplastic contacts the skin. In fact, in all thermoplastic-fabric embodiments herein, an inner fabric liner may be used to provide a fabric-thermoplastic (gel)-fabric sandwich structure. Embodiments which can be made of gel (thermoplastic) only can have an interior fabric liner.

[0068] In a particularly preferred embodiment of the invention, all articles including the sleeve member, knee sleeve, etc. can be reinforced by an external and/or internal reinforcing material, in any shape desired, preferably in the shape of a tubular cap or dome, attached at any point where reinforcing is desired including the distal end of invention sleeves, the joint portion of knee and elbow sleeves, etc. The reinforcing material is preferably less stretchable than the invention gel and thermoplastic used in the particular invention article, and is most preferably knitted nylon or Kevlar®. The reinforcing material is placed on the invention articles (such as over the sleeve member end) and temporarily secured preferably by spray adhesive and permanently secured if desired. For example, stitching, permanent gluing, etc. can be used., before the gel and/or thermoplastic cushioning is added. The reinforcing material may be arranged on the inside, outside, or both, of the invention articles. In addition, it may constitute an integral part of the invention article, such as a section of reinforcing material replacing part of the gel or fabric of the invention article. In a preferred embodiment the reinforcing material is temporarily held in place on fabric and the fabric is coated, dipped into, etc., invention gel and/or thermoplastic to form a thin film of said gel and/or thermoplastic between the fabric and reinforcing material such that the reinforcing material may move independently to some degree.

[0069] The polymeric material which provides the cushioning effect in all aspects of this invention may be any polymeric material. Preferred materials other than the invention gel and those described above are those elastomers described at pgs. 446-640 of Volume 8 of the Kirk-Othmer *Encyclopedia of Chemical Technology*, Wiley, New York, 1979 and those rubbers described in *Synthetic Rubbers: Their Chemistry and Technology*, Blackley, D., Applied Science Publishers, London, 1983 and *Rubber Technology*,

Morton, M. Ed., Van Nostrand Reinhold Co., New York, 1987, all three references incorporated herein by reference. Silicones and urethanes are included. A preferred embodiment of the present invention sleeve member, when cushioned, includes a cushioning material of Kraton®-type rubber material including those obtained from Shell, CPT, and GLS. These Kraton® rubbers are styrene-ethylene/butylene-styrene block copolymers or styrene-ethylene/propylene block copolymers or styrene isoprene/butadiene block copolymers and are available in triblock or diblock form. See, e.g. the *Kraton® Technical Bulletin* from Shell Chemical Company, SC:1102-89, June, 1992, incorporated herein by reference.

[0070] The cushioning polymeric material used in the present invention cushioned sleeve member is characterized by a certain durometer range. Durometers for the invention cushioning material preferably range from 0-20 on the Shore "A" scale, and 1-100, more preferably 5-35 on the Shore 00 scale. The lower the number the softer the material, typically due to a higher level of plasticizer. One preferred durometer range is 3-14 (A scale), including all values therebetween and all ranges therebetween.

[0071] The invention polymeric cushioning material may be a blend of, e.g., Kraton® rubbers and oils such as mineral oil, etc. including typical stabilizers, etc. which provide an average durometer of from 0-20, preferably 3-14 (Shore A). These blends typically comprise a rubber having a lower durometer (0-10 on the Shore "A" scale) and a rubber having a higher durometer (e.g., 11-20). The blends are preferably capable of being stretched 100% or more, preferably 400% or more before tearing and are capable of providing a form fit to the residuum due to their inherent elasticity. In addition, low durometer Kraton® rubbers and other materials tend to have a sticky feeling which, when present in the polymeric cushioning material, tends to enhance the form fitability of the sleeve essentially by mating against the skin.

[0072] In donning those articles of the invention which, when worn, provide contact between, e.g., the invention gel, a thermoplastic material, a combination thereof, etc., with the skin and/or a prosthetic device it is preferred that the invention article be donned in a manner such that the polymeric material does not drag against the skin. For example, the invention cushion liner or sleeve can be rolled before donning, and then unrolled on the limb and/or device. In this manner, the cushioning polymeric material encloses the limb and/or device without sliding or friction. If the invention article has an outer textile surface, the textile material slides against itself, providing easy action. With regard to the open-ended sleeve described herein a particular advantage is obtained when this open-ended sleeve has an interior middle band of fabric. The distal and proximal portions of the open-ended sleeve can be rolled towards the middle of the sleeve, and the sleeve can be donned with contact between the wearer or device and fabric only. The thermoplastic-containing portions can then be unrolled onto the wearer and/or device. In all cases, the invention articles can be taken off by reversing the above-describe processes. This aspect of the invention (easy donning and doffing) is an important advance in the art provided by the present invention. No lubricant, talcum powder, etc. is required, as with currently available materials. In addition, the invention articles, regardless of their composition, can be adapted such that the portion thereof which will come in contact with the

user's apparel such as pant legs, shirt sleeves, etc. is fabric or covered with fabric such that the wearer's apparel does not stick to and bunch on the invention articles. At the same time the invention articles can be designed to have polymeric material (gel, etc.) exposed in strategic locations to aid suspension and maximize comfort. In the case of the knee sleeve a band of gel on the inside of each open end not only helps to hold the sleeve in place but can also provide an air-tight seal for a suction -suspension-system when worn such that the lower portion covers a hard socket and the upper portion contacts the skin, an invention sleeve, etc. In the case of, e.g., the invention sleeve member gel, etc. can be placed on the exterior for contact with a hard socket.

[0073] If desired, the present invention cushioning material may comprise antioxidants such as Vitamins A, B and C or any other antioxidants commonly used in polymers which can weep out on a time release basis. In addition, skin conditioning agents may be added to the polymeric material of the present invention to soothe the skin during wear. Such skin conditioners include mineral oil, baby oil, etc. which may be added to the polymeric material prior to its application to the sleeve member. Also, astringents, biocides, medicaments, etc. may be added or applied to the cushioning material to avoid infection or heal sores, etc.

[0074] As described above, the cushioning material of the present invention is preferably formed in a recessed achilles fashion on the interior of the invention articles. Cushioning material may also be applied to the exterior. In both cases, it is preferred that the cushioning material be applied such that it provides an interface between the amputee's stump and a prosthetic device or provides padding and/or joint support but minimizes or eliminates contact with the skin at the back of the knee or elbow when worn. The cushioning material may be separated from the skin by a piece of fabric, by an interior sock liner, or may contact the skin directly. Such contact with the skin can reduce sweating, etc.

[0075] While several methods may be used to apply the cushioning material to fabric, a preferred method includes the dipping of the closed end of the invention article into molten or liquified cushioning material at an angle of from 0° to 90°, preferably 20-50°, most preferably 24-45°, with respect to the surface of the molten or liquid cushioning material. In this manner, the cushioning material extends up the article from the closed end thereof to a further extent on the side of the liner, sleeve, etc. to be positioned in front of the knee than behind the knee (e.g., the pattern in **FIG. 1a** faces forward on a BK amputee). As long as the cushioning polymeric material minimizes or eliminates contact with the skin at the back of the knee or elbow when worn while coming over these joints, but still provides an interface between the amputee's stump and a prosthetic device or provides joint support and/or padding, the material is in a recessed achilles configuration. Preferably the polymeric material comes up at least about 1/2-18, preferably 1/2-10, more preferably 3-8 inches, including all values and ranges therebetween these several values, from the closed end of the articles in front of the knee or elbow and covers the knee. The difference in height of the cushioning material behind (i.e., in the crease of) the knee or elbow as opposed to in front of the knee or elbow can differ by several inches measured from the closed end of the article, typically from 1-15 inches, preferably 1-8 inches and all values therebetween and all ranges therebetween these several values. In a

preferred embodiment the cushioning material is thicker at the closed end of the article than it is towards the open end.

[0076] In addition to the application of the invention gel and/or polymeric cushioning material to, e.g., the sleeve member by dipping into liquified or molten polymeric material or painting the material on the article, etc., it is possible to dissolve the polymeric material in a solvent followed by application of the solvent to the article with subsequent evaporation of the solvent. Close control of the thickness of the polymeric material is obtained using this method. In both the direct dipping and solvent methods the article is generally spun with distal end angling downward to provide tapered thickness while drying. In general, the thickness of the polymeric material applied to the invention articles in any fashion including in a recessed achilles fashion can be any thickness to, e.g., several inches, but preferably varies from 0.001-0.500 inches, preferably 0.011-0.150 inches but all values and all ranges therebetween these several values, and can be substantially nonconstant in thickness throughout. For example, the cushioning material preferably may be thicker at the closed end of the sleeve (e.g., 0.125 in thick) and be tapered or feathered in decreasing thickness as the open end is approached. Such changes in thickness can be accomplished by techniques known to those of ordinary skill in this art and are within their skill. For example, compression molding can be used.

[0077] Another preferred method of producing the invention articles is injection molding. The article is pulled over a core and inserted into a cavity with polymeric material being injected into the cavity.

[0078] A preferred embodiment of the invention is a flat sheet of fabric coated, and/or impregnated with thermoplastic, preferably invention gel, and having a strip of fabric on top of the gel. When the fabric (preferably looped nylon) is rectangular and a rectangular strip of fabric is used on top of cushioning material, the resulting flat sheet can be wrapped around the knee or elbow such that the large fabric piece is on the outside, the small piece of fabric is on the inside and against the knee or elbow, and the gel (thermoplastic) cushioning material contacts the leg or arm above the knee or elbow. The sheet can be held in place with, e.g., velcro®.

[0079] Any piece of invention article can be made by direct molding in the intended shape or by making an invention cushioned flat sheet or cushioned fabric, cutting it into pattern, and connecting the patterns into the desired shape by sewing, heat-bonding, bonding with adhesive, solvent bonding, etc. Such flat sheet material can be used to make articles to fit any part of the body to provide cushioning, support, protection from environmental elements, the timed release of conditioners, biocides, etc.

[0080] "Covering for enclosing an amputation stump" is a generic term for all articles described herein whether made of gel, fabric, thermoplastic, or combination. This term is descriptive and does not limit the uses of invention articles.

[0081] In another embodiment of the application the invention gel and gel/fabric laminates described above can be used to form any article that contacts the body such as a shoe orthosis, knee pad, glove, shirt, hip wader, etc.

[0082] Other features of the invention will become apparent in the course of the following descriptions of exemplary

embodiments which are given for illustration of the invention only and are not intended to be limiting thereof.

EXAMPLES

Example 1

[0083] A form-fit next-to-skin sock was prepared from an 88% supplex nylon/12% lycra spandex jersey knit fabric using woolly nylon thread and a surged flat-locked stitch. The sock comprises two pieces of fabric, the first piece having the pattern described in **FIG. 1a**, the second piece having the pattern described in **FIG. 1b**.

[0084] A mixture of melted Kraton® rubbers obtained from Shell (G1652) and GLS (6705) and Duoprime® 70 oil (mineral oil) was prepared, the sewn inverted sock was then placed over a mold facsimile of an amputation stump having recessed portions at what would be either side of the tibia and dipped into the molten Kraton® blend at an angle of 24°-28° with regard to the plane of the surface of the molten Kraton® and removed. The mold was spun during drying. A form-fit cushioned stump sock was obtained having adhered cushioning material in a recessed achilles arrangement on the interior thereof.

Example 2

[0085] A 1/16 inch thick neoprene textile fabric with nylon tricot surface treatment for above the knee contact was used to prepare a three-piece form fitting sleeve member according to the present invention using the pattern described in **FIG. 3**. The 1/16 inch neoprene material for the below the knee segment of the invention sleeve had nylon on the exterior side and looped nylon on the interior side. The against the skin side of the above knee segment of the invention sleeve was neoprene which provided a high friction bond. This form fitting sock was dipped into molten Kraton® (a blend of tough and soft Kraton® used in Example 1) at an angle of 24°-28° to provide a cushion material on the interior thereof. The resultant composite sock of nylon, neoprene, looped nylon and cushioning rubber provides a durable cushioned sleeve member which, when impregnated with rubber, has an approximate thickness of 1/8 inch.

Example 3

[0086] A polartec 2000 stretch laminate fabric having an 85% nylon/15% Lycra® spandex face and a 94% polyester/6% Lycra® spandex back was used to prepare an invention sleeve member using the pattern described in **FIG. 1**. The resultant sleeve member is a form-fitting tubular member for enclosing an amputation stump.

Example 4

[0087] A commercial cotton tube sock is inverted and dipped into molten elastomer at an angle of 26° relative to the plane of the molten elastomer. A sock having cushioning material in a recessed achilles configuration is obtained.

Example 5

[0088] A 2-piece form fitting sleeve was made from a fabric containing 57% polyester, 33% nylon, and 10% lycra and was placed over a core pattern. A mixture of molten C-Flex 1970-W5 (67 wt %) and Duoprime 70 mineral oil (33

wt %) was poured into a cavity and the core with sleeve was placed in the cavity to produce a cushion liner.

Example 6

[0089] A 2-piece form fitting sleeve was made of a nylon/Lycra materia. An adapter was injection molded into the closed end of the sleeve with polypropylene. The sleeve with adapter was then inverted and placed over a core. A mixture of molten C-Flex 1970-W5 (50 wt %) and Duoprime 70 mineral oil (50 wt %) was poured into a cavity and the core with sleeve was placed in the cavity to produce a cushion locking liner. After molding, a pin was threaded into the adapter which was adapted to mate with a lock built into a prosthetic socket.

Example 7

[0090] One end of a tubular knitted terry stockinette was sewn closed and the open end was slid over a core pattern. A mixture of molten C-Flex 1970-WS (57 wt %) and Duoprime 70 mineral oil (43 wt %) was poured into a cavity and the core with stockinette was placed in the cavity. Once the gel had cooled, the stockinette with gel was removed and the closed end cut off to produce a cushion knee sleeve.

Example 8

[0091] A 2-piece form fitting sleeve was made from a fabric containing 83% poly and 17% Lycra. A mixture of molten C-Flex 1970-W5 (62.5 wt %) and Carnation mineral oil (37.5 wt %) was poured into a cavity and the core with sleeve was placed in the cavity to produce a cushion liner. A metal threaded insert was molded to the distal end of the cushion liner with urethane to produce a locking liner.

Example 9

[0092] Two 2-piece form fitting sleeves were made from a stretch fabric. One form fitting sleeve was placed in a cavity with the open end fixed to the top of the cavity. The other form fitting sleeve was placed over the core. A molten elastomer was poured into the sleeve in the cavity and the core with the other sleeve was placed in the cavity to produce a cushion liner with fabric on both the inside and outside and gel between the fabric.

Example 10

[0093] A 2-piece form fitting sleeve was made from a stretch fabric and placed over a core. A knitted nylon dome was placed over the closed end of the sleeve. Molten elastomer was poured into a cavity and the core with sleeve and knitted dome was placed in the cavity to produce a cushion liner with reinforcement.

Example 11

[0094] A rectangular shaped piece of looped nylon is placed in the cavity of a rectangular mold. Molten gel is poured over the looped nylon and a rectangular strip of fabric is placed across the middle third of the rectangular mold. The resulting flat sheet can be wrapped around a knee so that the large piece of fabric is on the outside, the small piece of fabric is against the knee, and gel contacts the leg above and below the knee. The flat sheet can be held in place on the leg with the hook portion of Velcro.

[0095] This application includes the subject matter of U.S. Ser. No. 08/406,145 incorporated herein by reference. The material safety data sheets and product brochures of the commercially-available materials mentioned herein are also incorporated herein by reference.

[0096] The invention articles are designed primarily for the human wearer, and thus are sized appropriately. Diameters typically vary from 1-8 inches (unstretched) and overall lengths typically vary from 1-30 inches (unstretched). Obviously, numerous modifications are available which fall within the scope of the invention and appended claims.

What is claimed as new and desired to be secured by Letters Patent of the United States is:

1. A covering for enclosing an amputation stump, said covering having an open end for introduction of said stump and a closed end opposite said open end, said covering having an inside and an outside and comprising a foamed or non-foamed gel composition having a Shore 00 durometer of from 1-100 and comprising a styrene-ethylene/propylene, styrene-ethylene/butylene-styrene, styrene isoprene/butadiene block copolymer or mixtures thereof and, optionally, up to 90% by weight, of mineral oil based on total weight of copolymer and oil.

2. The covering as claimed in claim 1, wherein said covering is a sleeve member having a form fit shape, said gel having a thickness profile such that the gel is thicker at the closed end of the sleeve member than at the open end or vice versa.

3. The covering as claimed in claim 1, further comprising docking means for attaching said covering to a prosthetic device.

4. The covering as claimed in claim 1, wherein said covering further comprises fabric which coats part or all of said gel on at least one side thereof.

5. The covering as claimed in claim 2, wherein said covering further comprises fabric which coats part or all of said gel on at least one side thereof.

6. The covering of claim 4, wherein said gel is partially or wholly covered with fabric on both sides thereof.

7. The covering of claim 5, wherein said gel is partially or wholly covered with fabric on both sides thereof.

8. The covering of claim 4, having fabric on the outside thereof and further comprising said gel or a thermoplastic elastomer or a thermoset elastomer on the outside of said fabric arranged so as to be capable of forming an air-tight seal with a prosthetic hard socket when worn by an amputee.

9. A covering for enclosing an amputation stump arranged in a recessed achillies configuration.

10. A polymeric gel comprising 25-65 wt. % of a styrene isoprene/butadiene block copolymer and 35-74 wt. % mineral oil and having a Shore 00 durometer of from 1-100.

11. A reinforced covering for enclosing an amputation stump, said covering having an inside and an outside and comprising a foamed or non-foamed gel composition having a Shore 00 durometer of 1-100 and a reinforcing material having an elasticity lower than said gel and arranged in said covering so as to protect a wearer and/or said covering from stress and/or abrasion when worn.

12. The covering of claim 11, wherein said gel is partially or wholly covered on at least one side with fabric.

13. The covering of claim 11, said covering having a form-fit shape.

14. The covering of claim 11, said covering having a tubular shape.

15. An open-ended cushion sleeve for use by an amputee or non-amputee, said open-ended sleeve being cylinder-shaped and having an inside and an outside, said sleeve comprising a foamed or non-foamed gel composition having a Shore 00 durometer of from 1-100 and comprising a styrene-ethylene/propylene, styrene-ethylene/butylene-styrene or styrene isoprene/butadiene block copolymer and, optionally, up to 90% by weight, of mineral oil based on total weight of copolymer and oil.

16. The sleeve as claimed in claim 15, further comprising a reinforcing material having an elasticity lower than said gel and arranged in said sleeve so as to protect said amputee or non-amputee and/or said sleeve from stress and/or abrasion when worn.

17. The sleeve as claimed in claim 15, wherein said sleeve further comprises fabric which coats part or all of said gel on at least one side thereof.

18. The sleeve as claimed in claim 15, having said gel or a thermoplastic elastomer or a thermoset elastomer arranged so as to be capable of forming an air-tight seal with a limb or prosthetic hard socket when worn.

19. The sleeve as claimed in claim 15, wherein the elasticity of said sleeve is higher circumferentially than axially.

20. A cushioned fabric, comprising fabric coated with a foamed or non-foamed gel composition having a Shore 00 durometer of from 1-100 and comprising a styrene-ethylene/propylene, styrene-ethylene/butylene-styrene or styrene isoprene/butadiene block copolymer and, optionally, up to 90% by weight, of mineral oil based on total weight of copolymer and oil.

21. A method for producing an article to be worn on the body, comprising shaping a cushioned fabric comprising fabric coated with a foamed or non-foamed gel composition having a Shore 00 durometer of from 1-100 and comprising a styrene-ethylene/propylene, styrene-ethylene/butylene-styrene or styrene isoprene/butadiene block copolymer and, optionally, up to 90% by weight, of mineral oil based on total weight of copolymer and oil, and connecting a portion or portions of said cushioned fabric to itself, to another shaped cushioned fabric, or to another material constituting the article to be produced.

* * * * *