

H. D. Rogers.

Ash Box and Sifter.

N^o 100,452.

Patented Mar. 1, 1870.

Fig: 1.

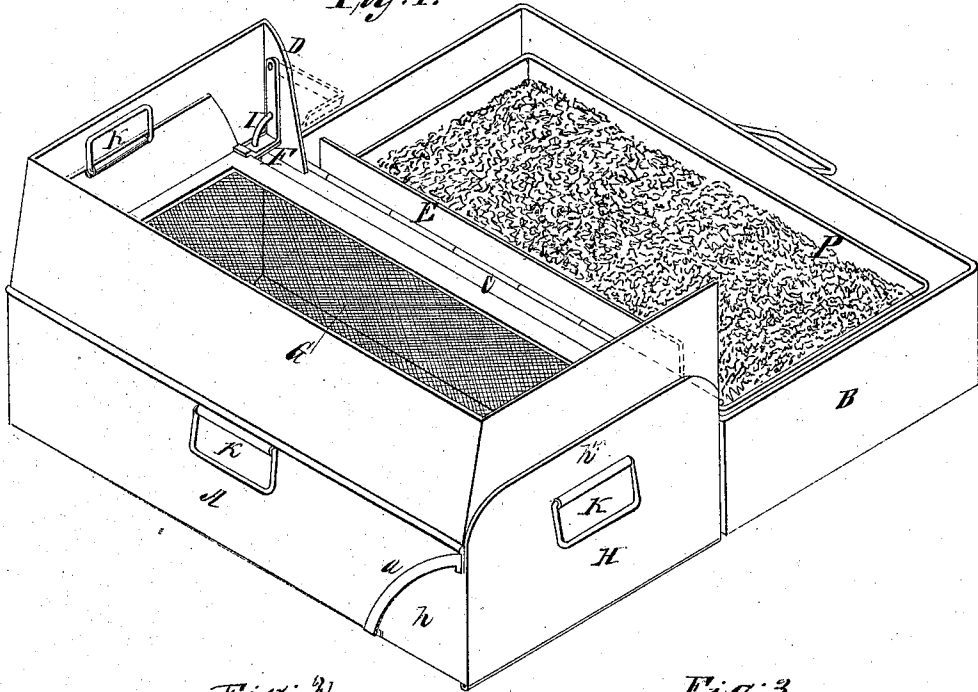


Fig: 2.

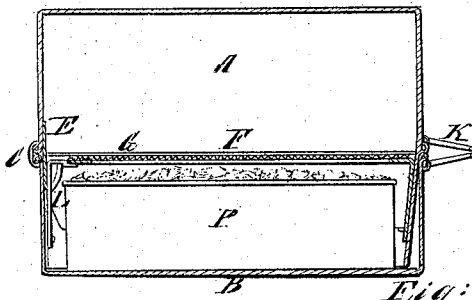


Fig: 3.

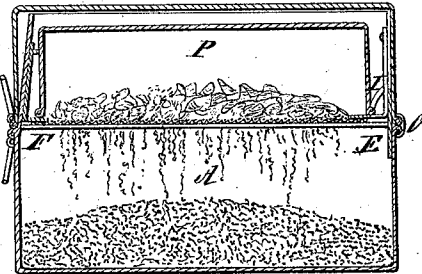
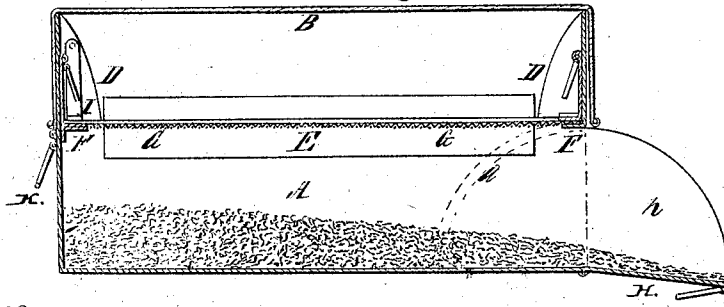


Fig: 4.



Witnesses:

Wm. V. Dayman,
Geo. W. Bondfield,

Inventor:

H. D. Rogers
By his Attorneys
Wright & Bond

United States Patent Office.

HIRAM D. ROGERS, OF CINCINNATI, OHIO.

Letters Patent No. 100,452, dated March 1, 1870.

IMPROVED ASH-BOX AND SIFTER.

The Schedule referred to in these Letters Patent and making part of the same

I, HIRAM D. ROGERS, of Cincinnati, Hamilton county, Ohio, have invented a new and useful Parlor Ash-Box, of which the following is a specification.

Nature and Objects of the Invention.

This invention relates to a device chiefly for use within doors, whereby ashes can be removed and the cinders restored to the fire without soiling floors or carpets, furniture, &c.

General Description with Reference to the Drawings.

Figure 1 is a perspective view of my box, in its open condition, and with the ash-pan containing ashes and cinders placed within it.

Figure 2 is a transverse section, showing the same closed.

Figure 3 is a similar section thereof, inverted for sifting.

Figure 4 is a longitudinal section, with the ash-door open.

My box is of rectangular oblong shape, somewhat longer and wider than an ordinary ash-pan.

The lid B is hinged, C, to the body, A, at about half the height of the latter, and incloses its upper portion so as to effectually shut in the dust.

The rear upper part of the body is open, except two wings, D, so as to allow of the passage of the ash-pan F in closing the box, as hereafter explained.

A balance, E, projecting from the hinge side of the lid, enters the body when the box is closed, and prevents the escape of dust at the hinges.

Supported upon ledges F, at mid-height of the body, is a sieve, G, having a back and ends, and being open at the side which is presented toward the hinges.

The body A has at its lower portion a door, H, through which to discharge the ashes.

This door has wings, h, running in arc-guides a, and a lip, k, to prevent the escape of dust.

The sieve is held in place by catches I.

Suitable handles, K, may be provided where convenient.

Operation.

The box being open, the pan, with its load of ashes and cinders, is placed within the lid, as in fig. 1, and the box is then closed by turning over the body into the lid.

The box is then overturned, so as to spill the contents of the pan onto the sieve, and is then agitated sufficiently to precipitate the ashes through the meshes of the sieve into the lower portion of the body, leaving the cinders on the sieve.

The box is then opened, the empty pan is lifted out and placed under the grate, the sieve, with its load of cinders, removed and emptied into the fire, or saved in the coal-scuttle and the sieve replaced. The box is then closed again and carried out of the room or house, when convenient, and the ashes discharged through the door H.

It will be seen that the cinders of all the coal fires in a house can be saved, if desired, and the ashes removed from the rooms without any trouble or annoyance, thereby avoiding the carrying of an open pan full of ashes through rooms or halls, as is now the custom.

Claims.

I claim herein as new, and of my invention—

1. The ash-pan A B C D E, constructed in the manner and for the purpose specified.

2. In combination with the ash-pan A B C D E, the sieve G, constructed and applied substantially as and for the purpose set forth.

In testimony of which invention I hereunto set my hand.

HIRAM D. ROGERS.

Witnesses:

GEO. H. KNIGHT,
JAMES H. LAYMAN.