



US00D397396S

United States Patent [19]
Sanders

[11] **Patent Number:** **Des. 397,396**
[45] **Date of Patent:** ****Aug. 25, 1998**

[54] **WATER TAG GAME STRUCTURE**
[76] **Inventor:** **Gary M. Sanders**, 355 N. Lantana
#720, Camarillo, Calif. 93010
[**] **Term:** **14 Years**
[21] **Appl. No.:** **78,678**
[22] **Filed:** **Oct. 20, 1997**
[51] **LOC (6) CL** **12-06**
[52] **U.S. Cl.** **D21/236; D21/240**
[58] **Field of Search** **D21/236, 237;**
441/131-133; 446/153, 156; 472/128, 111

3,889,950 6/1975 Kasrvt 472/128
5,667,416 9/1997 Barth 441/130

Primary Examiner—Kay H. Chin
Attorney, Agent, or Firm—Albert O. Cota

[57] **CLAIM**

The ornamental design for a water tag game structure, as shown and described.

DESCRIPTION

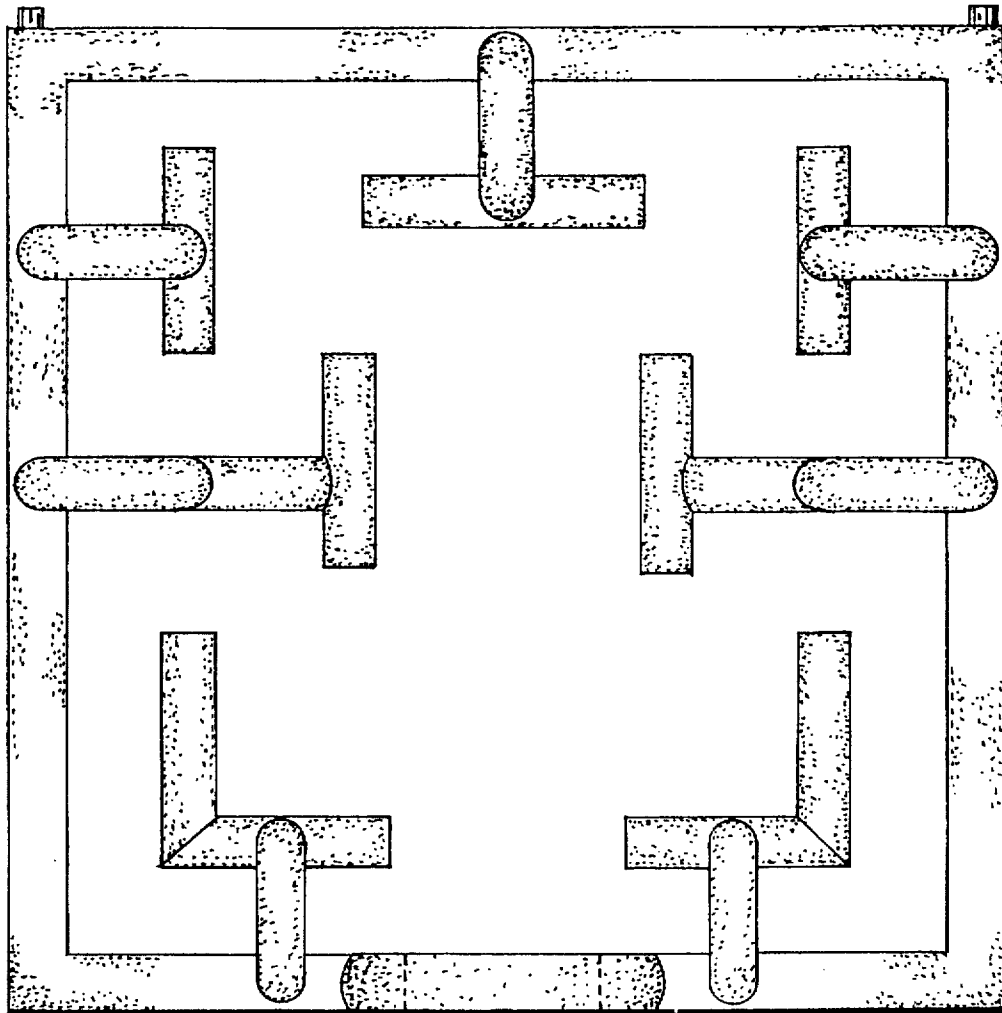
FIG. 1 is a top plan view of a water tag game structure showing my new design;
FIG. 2 is a front elevational view thereof;
FIG. 3 is a right side elevational view thereof, the left side elevational view being a mirror image of the right side elevational view;
FIG. 4 is a rear elevational view thereof; and,
FIG. 5 is a bottom plan view thereof.

[56] **References Cited**

U.S. PATENT DOCUMENTS

D. 372,951 8/1996 Barth D21/237
1,253,034 1/1918 Heyward D21/238
3,877,096 4/1975 Scesney D21/237 X

1 Claim, 3 Drawing Sheets



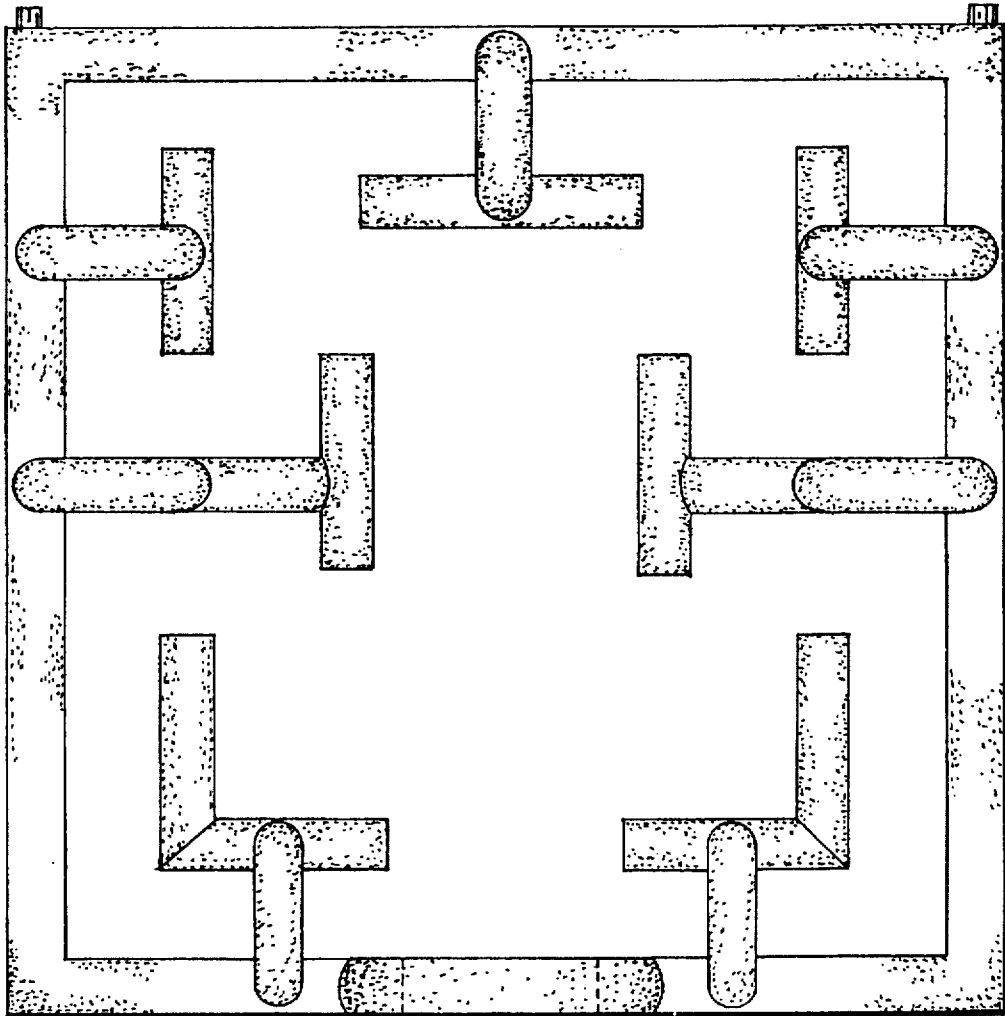


Fig. 1

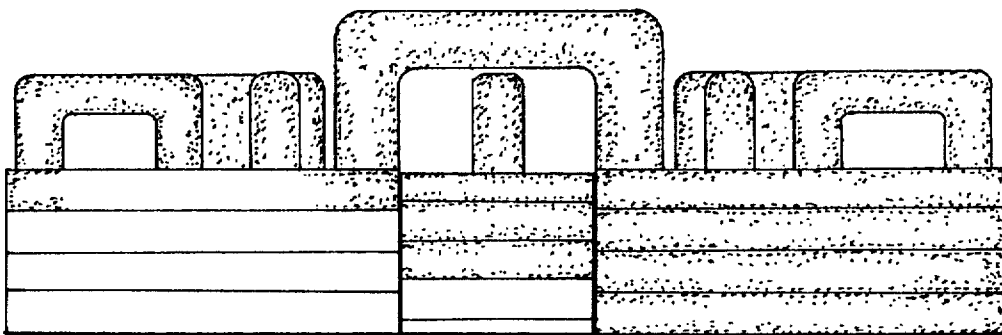


Fig. 2

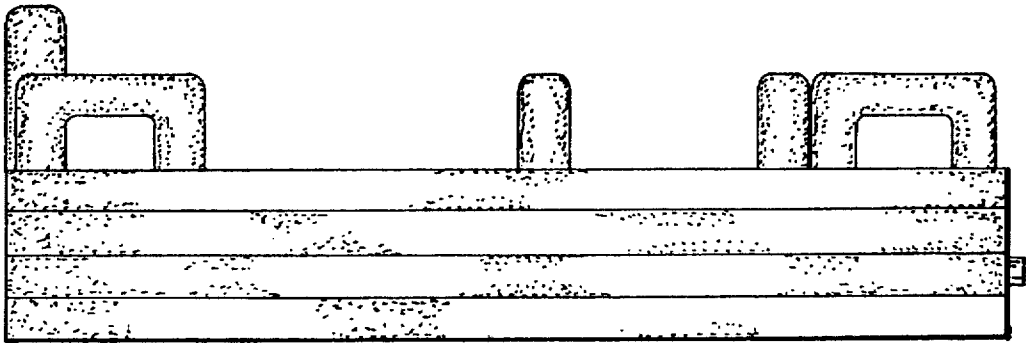


Fig. 3

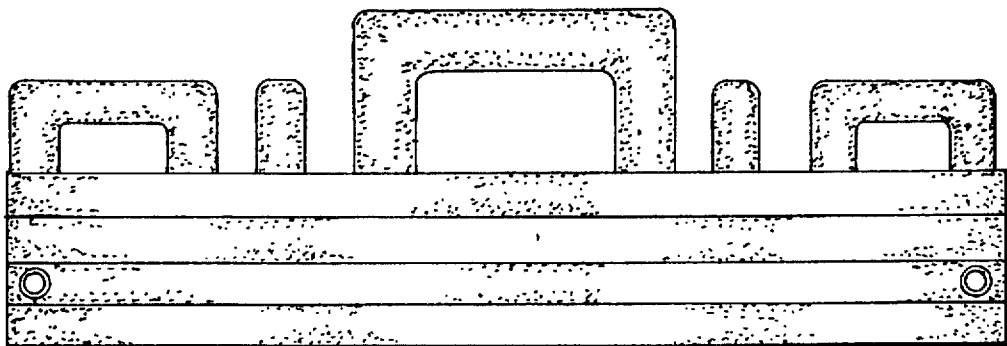


Fig. 4

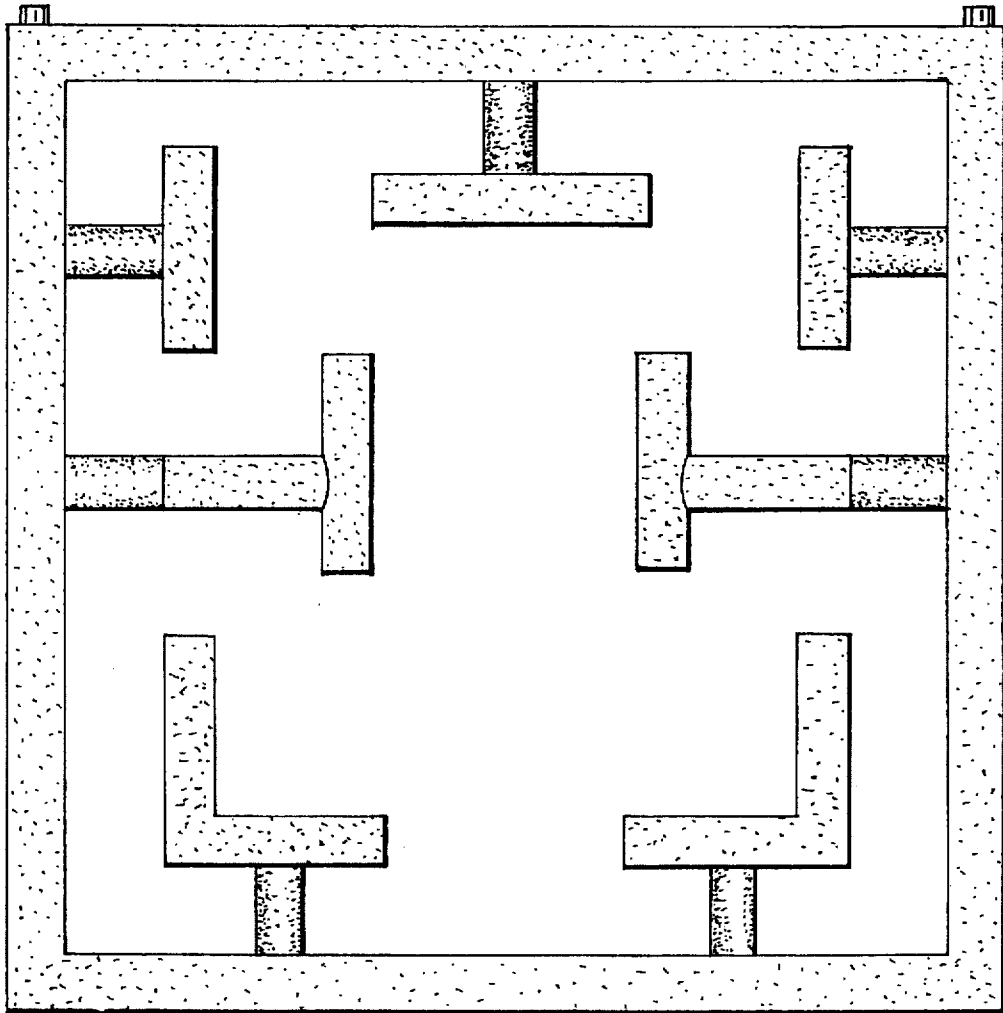


Fig. 5