



INTERNATIONAL APPLICATION PUBLISHED UNDER THE PATENT COOPERATION TREATY (PCT)

<p>(51) International Patent Classification ⁵ : D06Q 1/14, B32B 5/08</p>	A1	<p>(11) International Publication Number: WO 94/19530 (43) International Publication Date: 1 September 1994 (01.09.94)</p>
<p>(21) International Application Number: PCT/IE94/00008 (22) International Filing Date: 22 February 1994 (22.02.94) (30) Priority Data: 930122 22 February 1993 (22.02.93) IE (71) Applicant (for all designated States except US): HIWELD LIMITED [IE/IE]; Commogue, Kinsale, County Cork (IE). (72) Inventors; and (75) Inventors/Applicants (for US only): KAY, Christopher [GB/IE]; Dromderrig, Kinsale, County Cork (IE). LION, Jean, Pierre [FR/FR]; 32, rue Chanteloup, F-53000 Laval (FR). (74) Agents: O'CONNOR, Donal, H. et al.; Cruickshank & Co., 1 Holles Street, Dublin 2 (IE).</p>	<p>(81) Designated States: AT, AU, BB, BG, BR, BY, CA, CH, CN, CZ, DE, DE (Utility model), DK, DK (Utility model), ES, FI, GB, HU, JP, KP, KR, KZ, LK, LU, LV, MG, MN, MW, NL, NO, NZ, PL, PT, RO, RU, SD, SE, SK, UA, US, UZ, VN, European patent (AT, BE, CH, DE, DK, ES, FR, GB, GR, IE, IT, LU, MC, NL, PT, SE), OAPI patent (BF, BJ, CF, CG, CI, CM, GA, GN, ML, MR, NE, SN, TD, TG).</p> <p>Published With international search report.</p>	
<p>(54) Title: A LAMINATED ARTICLE</p>		
<p>(57) Abstract</p>		
<p>An applique (1) comprises a support layer (2) of paper and a PVC base layer (3) on the support layer (2). Adhesive (4) is applied to the PVC layer (3) through a screen (20) so that the adhesive is only applied to those areas of the base layer (3) on which a desired motif is to be formed. First coloured flock fibres (5a) are flocked into the adhesive (4) through a screen (21) and second coloured flock fibres (5b) are then flocked onto the adhesive (4). After curing, the sheet is cut up into individual appliques (1). To apply the applique to a substrate such as a garment (10), the support layer (2) is peeled off and the PVC layer is welded to the garment (10) by high frequency welding using a die (13).</p>		

FOR THE PURPOSES OF INFORMATION ONLY

Codes used to identify States party to the PCT on the front pages of pamphlets publishing international applications under the PCT.

AT	Austria	GB	United Kingdom	MR	Mauritania
AU	Australia	GE	Georgia	MW	Malawi
BB	Barbados	GN	Guinea	NE	Niger
BE	Belgium	GR	Greece	NL	Netherlands
BF	Burkina Faso	HU	Hungary	NO	Norway
BG	Bulgaria	IE	Ireland	NZ	New Zealand
BJ	Benin	IT	Italy	PL	Poland
BR	Brazil	JP	Japan	PT	Portugal
BY	Belarus	KE	Kenya	RO	Romania
CA	Canada	KG	Kyrgystan	RU	Russian Federation
CF	Central African Republic	KP	Democratic People's Republic of Korea	SD	Sudan
CG	Congo	KR	Republic of Korea	SE	Sweden
CH	Switzerland	KZ	Kazakhstan	SI	Slovenia
CI	Côte d'Ivoire	LI	Liechtenstein	SK	Slovakia
CM	Cameroon	LU	Luxembourg	SN	Senegal
CN	China	LK	Sri Lanka	TD	Chad
CS	Czechoslovakia	LV	Latvia	TG	Togo
CZ	Czech Republic	MC	Monaco	TJ	Tajikistan
DE	Germany	MD	Republic of Moldova	TT	Trinidad and Tobago
DK	Denmark	MG	Madagascar	UA	Ukraine
ES	Spain	ML	Mali	US	United States of America
FI	Finland	MN	Mongolia	UZ	Uzbekistan
FR	France			VN	Viet Nam
GA	Gabon				

- 1 -

"A Laminated Article"

The invention relates to laminated articles and in particular to an applique for applying to fabric garments and other textile substrates.

5 An applique comprising an adhesive polyvinylchloride material laminated onto a paper backing sheet which is then fully flocked in a single colour flock material is known. The flock fibres may be screen printed, in the case of a multicoloured article, with desired colours to form a required badge or motif. The sheet and flock is
10 then cut up into individual badges or motifs for application by high frequency welding to a textile substrate.

There are a number of problems with such conventional appliques. The main difficulty is the processing
15 difficulty involved in screen printing a desired image onto the flock material. Different coloured inks are required which must be applied in a number of different stages and the badge thus formed must be cured at high temperature. Conventionally, the flock fibres are of
20 rayon viscose 1.7 DTEX 0.5mm flock which is adapted to receive the necessary screen printing ink. The abrasion resistance of the badge thus formed is often not satisfactory. Further, the colours in the badge are often not sufficiently stable in repeated machine washing of the
25 garment to which the badge is applied. In addition, the fibres have a relatively rough feel and consequently often detract from the feel of the garment to which they are applied. The applied print has a stiff mounting handle on the fabric which also detracts from the product.

30 This invention is directed towards providing an applique which will overcome at least some of these difficulties.

- 2 -

According to the invention there is provided an applique comprising:-

a base layer of plastics sheet material;

an adhesive applied to one side of the base layer; and

5 a layer of flock fibres which are flocked onto the adhesive in a desired motif or pattern.

In a preferred embodiment of the invention the fibres are flocked onto the adhesive through a screen having openings for the flock fibres corresponding to at least portion of
10 the desired motif.

In one embodiment of the invention the flock fibres are of synthetic fibre, preferably polyamide fibre, most preferably of polyamide fibres 3.3 DTEX 1mm. These fibres give a partially plush finish. In a preferred embodiment
15 of the invention at least two and possibly several different coloured flock fibres are flocked onto the adhesive. Preferably flock fibres of different colours are applied in sequential flocking steps. For ease of processing preferably the fibres are flocked onto the
20 adhesive in a desired motif or pattern through separate screens.

In a particularly preferred embodiment of the invention the applique includes a support layer on which the base layer is supported. This assists in achieving dimensional
25 stability. For ease of removal, preferably the base layer is peelably attached to the support layer. In a preferred embodiment of the invention the support layer is of stiff paper material or similarly adapted substrate.

- 3 -

In a preferred arrangement the adhesive is applied to the base layer only in the region to which the flock fibres are to be flocked. Preferably the adhesive is applied to the base layer through a screen.

- 5 The flock receiving adhesive is selected to be compatible with both the flock fibres and the base material. Typically the adhesive is compatible with the polyamide fibres and polyvinylchloride film material.

10 Typically the base layer is of polyvinylchloride film material which is suitable for fixing to a fabric by high frequency welding.

The invention also provides a method of forming an applique carrying a motif or badge to be applied to a fabric comprising the steps of:-

- 15 applying an adhesive to a base layer of plastics sheet material; and

flocking flock fibres of one colour onto the adhesive in a desired pattern.

20 Preferably there are at least two different coloured flock fibres and the method includes flocking flock fibres of at least several colour flock fibres onto the adhesive in a desired sequence to form a desired coloured motif.

25 Preferably the adhesive is applied to the base layer only in the region to which the fibres are to be flocked. Typically the adhesive is applied to the base layer through a screen.

In a preferred embodiment of the invention the flock fibres are applied to the adhesive through a screen.

- 4 -

Typically there are at least two different coloured flock fibres which are applied to the adhesive in sequential flocking steps. Most preferably the coloured flock fibres are flocked onto the adhesive through separate screens.

- 5 Preferably the method includes the step prior to applying the adhesive, of providing a support layer for the thermoplastic base layer.

In one embodiment of the invention the adhesive is cured after application of the flock fibres.

- 10 The invention further provides a method of applying an applique according to the invention to a fabric support comprising the step of:-

- 15 removing the support layer, if present, and welding the applique to the fabric support by high frequency welding.

In a preferred arrangement the method further includes the step, prior to welding, of interposing a layer of foam or the like material between the base layer of the applique and the fabric support.

- 20 The invention will be more clearly understood from the following description thereof given by way of example only with reference to the accompanying drawings, in which:-

Fig. 1 is a diagrammatic cross sectional view of an applique according to the invention;

- 25 Fig. 2 is a diagrammatic cross sectional view illustrating the application of the article of Fig. 1; and

- 5 -

Figs. 3a to 3f are schematic drawings of various steps used in the method of the invention.

Example

To form an applique in accordance with the invention a high frequency weldable plastics such as polyvinylchloride sheet or film having a thickness of between 0.15mm and 0.30 mm forming a base layer is applied onto a support layer, preferably by a flow process in which the PVC in a liquid form is applied to the support layer. The support layer in the preferred arrangement is of a stiff paper material which allows the plastics film to be easily peeled off the support layer after processing. Furthermore, the application of the PVC onto a support layer facilitates the subsequent processing of the product whilst maintaining the dimensional stability of the PVC when subjected to heating.

A layer of permanent adhesive is applied to the upper side of the base layer of polyvinylchloride film material. The adhesive is applied through a screen only to the area of the base layer on which a desired motif or badge is required. The adhesive is compatible with both polyamide fibres and PVC.

Polyamide fibres of 3.3. DTEX 1mm are flocked onto the adhesive using conventional flocking techniques. The fibres are flocked onto the adhesive to produce a desired motif or badge on the polyvinylchloride base film. In the case of a multicoloured motif or badge the fibres are flocked onto the adhesive in a desired sequence using separate screens for each colour. The applique thus formed is then treated, typically at 160°C for approximately three minutes to cure the adhesive and to

- 6 -

ensure permanent adhesion of the flock fibres to the base polyvinylchloride adhesive.

The sheet of flocked film material thus formed has a plurality of applique badges or motifs spaced-apart therealong. This sheet is then cut up into individual appliques which may be applied to textiles or other substrates, after removal of the backing paper using conventional high frequency welding techniques. If an additional three dimensional effect is required a layer of polyurethane foam may be interposed between the PVC film and the fabric to which the applique is to be attached.

Referring to the drawings and initially to Fig. 1 there is illustrated an applique according to the invention and indicated generally by the reference numeral 1. The applique 1 comprises a support layer 2 of paper material coated with a release agent. A PVC base layer 3, which is typically 0.15 to 0.3 mm thick is applied, for example in a liquid form, onto the paper support sheet 2. An adhesive 4 which is compatible with the PVC sheet and with polyamide flock fibres 5 is then applied onto the PVC sheet 3 through a screen 20. The adhesive is a plastisol polyvinyl chloride based adhesive, made up of a PVC resin, with an appropriate plasticizer blend, and corresponding curing agents and stabilizer.

The polyamide flock fibres 5 are typically 1 mm 3.3 DTEX and are electrostatically flocked in one or more colours, in sequence, onto the pattern of the adhesive 4. The fibres are flocked onto the adhesive using a screen to achieve a desired motif or badge. In the case of a multicoloured badge or motif the fibres are applied sequentially through different screens for each colour fibre. In the particular case illustrated there are two different coloured flock fibres identified as 5(a) and

- 7 -

5(b) which are flocked in sequence and in register with one another through separate screens 21, 22 respectively.

After flocking in sheet form and heat curing, each sheet is cut up into individual appliques.

5 Referring to Fig. 2 to apply an applique produced as described above, the paper base layer 2 is peeled off and the PVC sheet 3 is placed directly onto a textile fabric 10. The PVC is welded to the fabric by conventional high frequency welding techniques using a metal die 13.
10 Alternatively, a layer 12 of PVC foam material may be sandwiched between the textile substrate 10 and the PVC sheet 3 to achieve a three dimensional effect.

After welding with the metal die 13, the excess parts of the PVC sheet are removed by peeling leaving the desired
15 applique welded to the textile substrate 10.

The applique according to the invention is readily formed and applied and has improved colour fastness and stability after repeated machine washings of the garment to which it is applied. Further, the applique has superior tactile
20 properties to conventional appliques.

The use of polyamide fibres pre-dyed by conventional techniques gives the substantial advantages mentioned above. In addition, the fibres have improved light fastness, wet and dry rubbing fastness and improved
25 abrasion resistance. The use of these fibres represents in particular a substantial improvement over fibres which are screen printed after application.

As a consequence of these advantages the appliques of the invention may be used in high specification applications
30 such as in the motor vehicle industry. Conventional

- 8 -

appliques have not heretofore been used in such industries because of the disadvantages of conventional products and processes.

The invention is not limited to the embodiments
5 hereinbefore described which may be varied in both
construction and detail.

CLAIMS

1. An applique comprising:-

a base layer of plastics sheet material;

an adhesive applied to one side of the base layer;
5 and

a layer of flock fibres which are flocked onto the adhesive in a desired motif or pattern.
2. An applique as claimed in claim 1 wherein the
fibres are flocked onto the adhesive through a screen
10 having openings for the flock fibres corresponding to at least portion of the desired motif.
3. An applique as claimed in claim 1 or 2 wherein at least two different coloured flock fibres are flocked onto the adhesive.
- 15 4. An applique as claimed in claim 3 wherein flock fibres of different colour are applied in sequential flocking steps.
5. An applique as claimed in claim 3 or 4 wherein the fibres are flocked onto the adhesive in a desired motif or
20 pattern through separate screens.
6. An applique as claimed in any preceding claim wherein the flock fibres are of synthetic fibre material.
7. An applique as claimed in claim 6 wherein the flock fibres are of polyamide fibre.

- 10 -

8. An applique as claimed in claim 7 wherein the flock fibres are of polyamide fibres 3.3 DTEX 1mm.
9. An applique as claimed in any preceding claim wherein the adhesive is applied to the base layer only in the region to which the flock fibres are to be flocked.
10. An applique as claimed in claim 9 wherein the adhesive is applied to the base layer through a screen.
11. An applique as claimed in any preceding claim wherein the flock receiving adhesive is an adhesive which is compatible with both the flock fibres and the base material.
12. An applique as claimed in claim 11 wherein the adhesive is compatible with both polyamide fibres and polyvinylchloride film material.
13. An applique as claimed in any preceding claim wherein the base layer is of polyvinylchloride film.
14. An applique as claimed in any preceding claim wherein the applique includes a support layer on which the base layer is supported.
15. An applique as claimed in claim 14 wherein the base layer is peelably attached to the support layer.
16. An applique as claimed in claim 14 or 15 wherein the support layer is of stiff paper material.
17. An applique substantially as hereinbefore described with reference to the accompanying drawings.

- 11 -

18. A method of forming an applique carrying a motif or badge to be applied to a fabric comprising the steps of:-

5 applying an adhesive to a base layer of plastics sheet material; and

flocking flock fibres onto the adhesive in a desired motif or pattern.

19. A method as claimed in claim 18 wherein there are at least two different coloured flock fibres and the
10 method includes flocking second colour flock fibres onto the adhesive to form a desired coloured motif.

20. A method as claimed in claim 18 or 19 wherein the adhesive is applied to the base layer only in the region to which the fibres are to be flocked.

15 21. A method as claimed in claim 20 wherein the adhesive is applied to the base layer through a screen.

22. A method as claimed in any preceding claim wherein the flock fibres are applied to the adhesive through a screen.

20 23. A method as claimed in any preceding claim wherein there are at least two different coloured flock fibres which are applied to the adhesive in sequential flocking steps.

25 24. A method as claimed in claim 23 wherein the coloured flock fibres are flocked onto the adhesive through separate screens.

- 12 -

25. A method as claimed in any of claims 18 to 24 including the step, prior to applying the adhesive, of providing a support layer for the plastics base layer.

26. A method as claimed in any of claims 18 to 25
5 including the step of curing the adhesive after application of the flock fibres.

27. A method of forming an applique substantially as hereinbefore described with reference to the accompanying drawings.

10 28. An applique whenever formed by a method as claimed in any of claims 18 to 27.

29. A method of applying an applique as claimed in any of claims 1 to 17 or 28 to a fabric support comprising the step of:-

15 removing the support layer, if present, and welding the applique to the fabric support by high frequency welding.

20 30. A method as claimed in claim 29 including the step, prior to welding, of interposing a layer of foam or the like material between the base layer of the applique and the fabric support.

31. A method of applying an applique substantially as hereinbefore described with reference to the accompanying drawings.

25 32. A fabric support having an applique applied thereto by a method as claimed in any of claims 28 to 30.

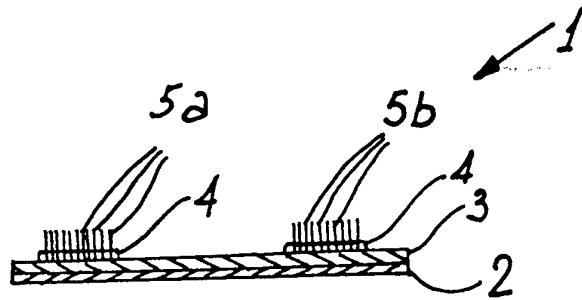


Fig. 1

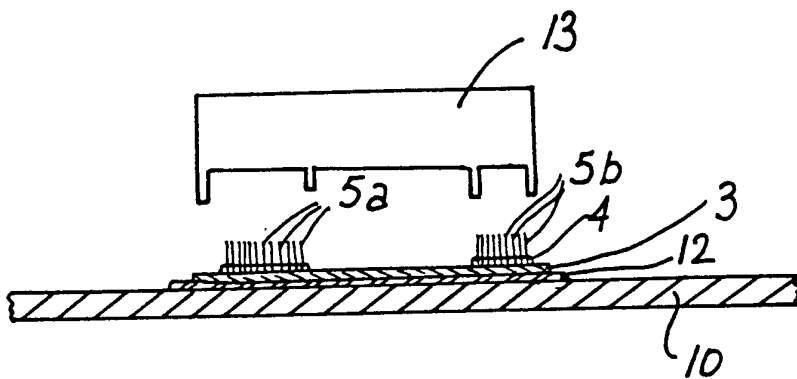


Fig. 2

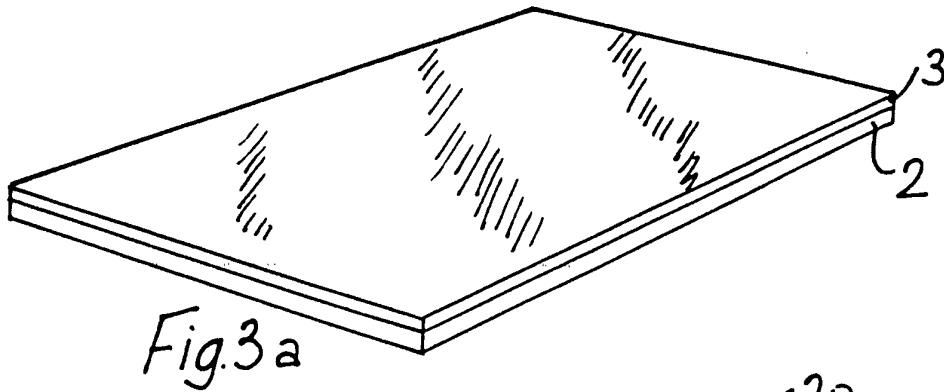


Fig.3a

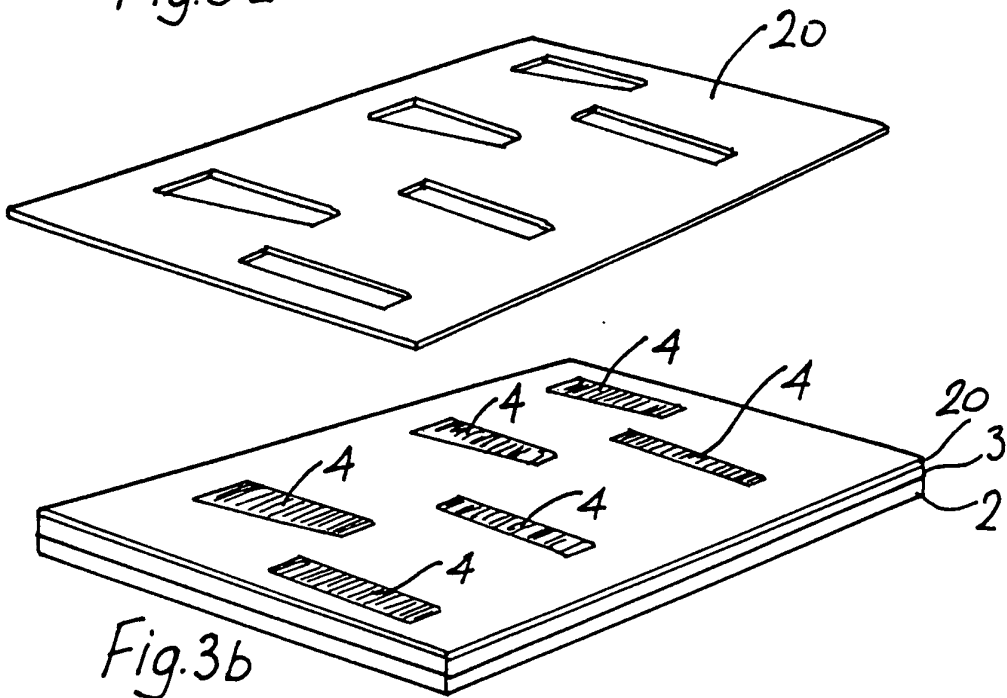


Fig.3b

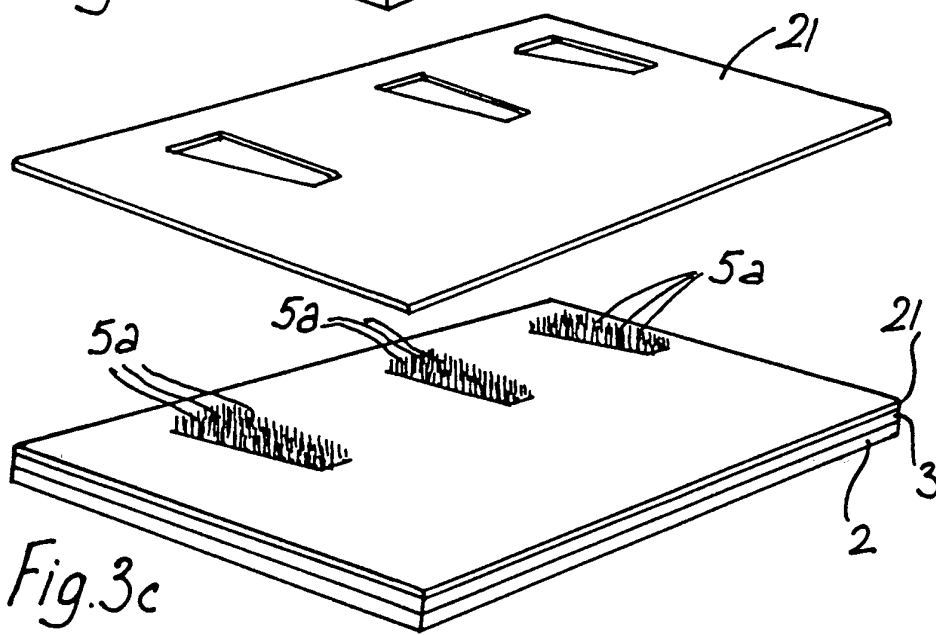


Fig.3c

SUBSTITUTE SHEET

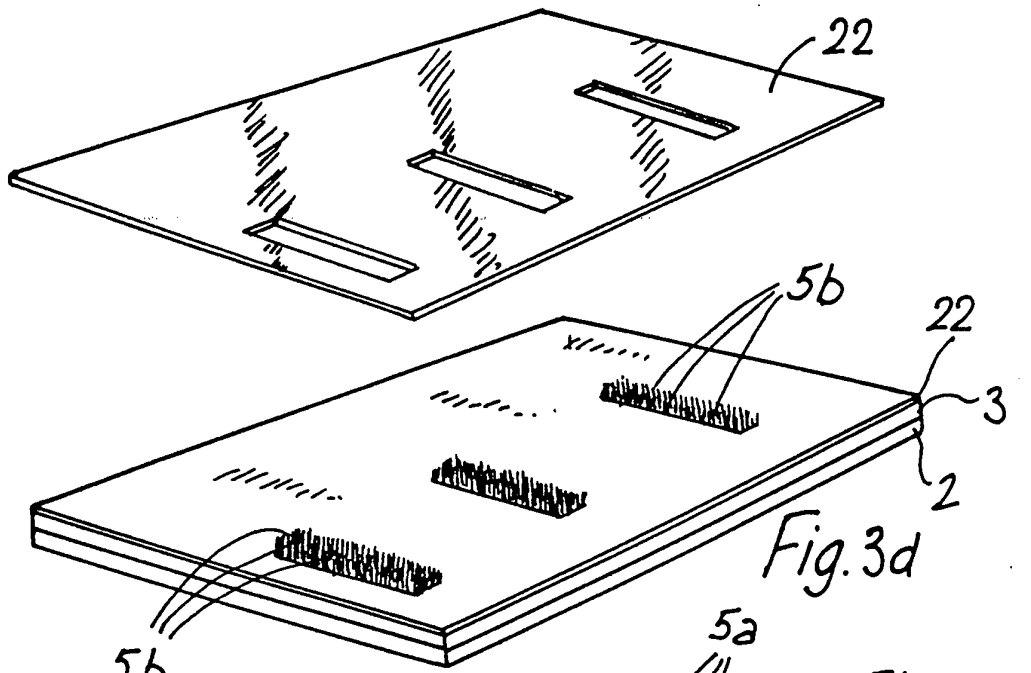


Fig. 3d

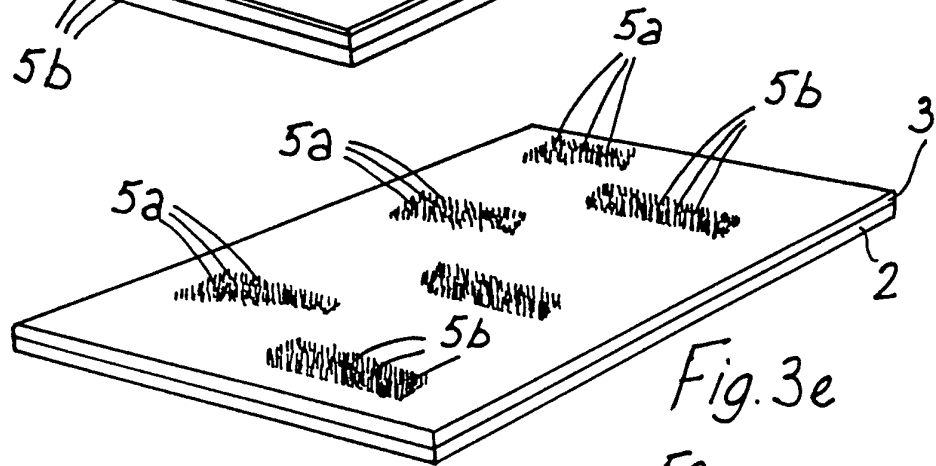


Fig. 3e

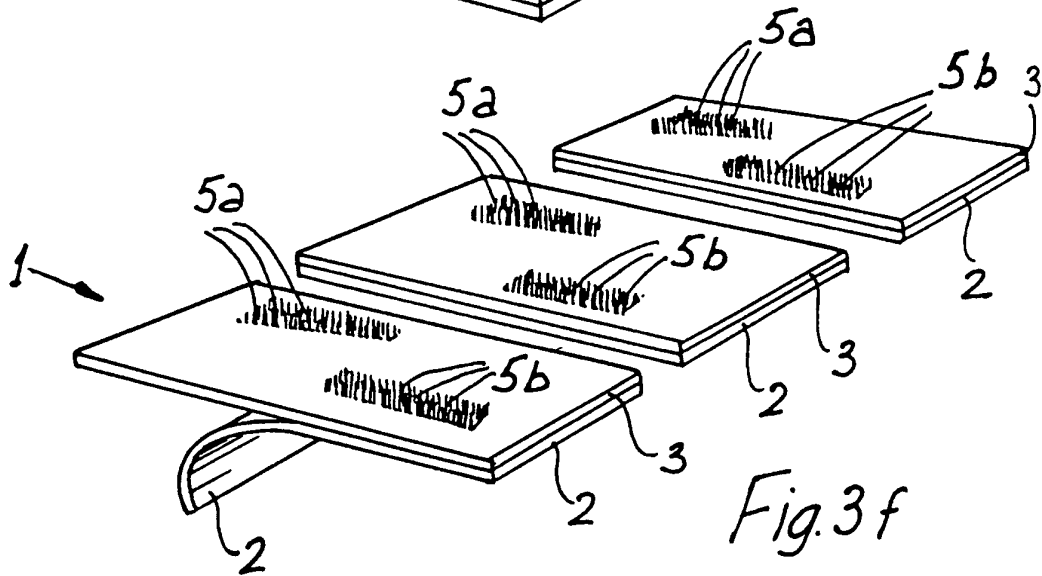



Fig. 3f

SUBSTITUTE SHEET

INTERNATIONAL SEARCH REPORT

International application No.
PC, /IE 94/00008

A. CLASSIFICATION OF SUBJECT MATTER		
IPC : D06Q 1/14, B32B 5/08 According to International Patent Classification (IPC) or to both national classification and IPC		
B. FIELDS SEARCHED		
Minimum documentation searched (classification system followed by classification symbols)		
IPC : D06Q, B32B		
Documentation searched other than minimum documentation to the extent that such documents are included in the fields searched		
Electronic data base consulted during the international search (name of data base and, where practicable, search terms used)		
RM25, EPODOC, WPI		
C. DOCUMENTS CONSIDERED TO BE RELEVANT		
Category*	Citation of document, with indication, where appropriate, of the relevant passages	Relevant to claim No.
X	GB, A, 2010123 (COMIND SPA AZIENDA STARS), 27 June 1979 (27.06.79), page 2, line 49 - line 116, figure 2, abstract, claims --	1, 6, 13, 18, 29-30
X	US, A, 5059452 (WILLIAM J. SQUIRES), 22 October 1991 (22.10.91), column 2, line 47 - line 58, figure 1, abstract, claims --	1-3, 18-19
A	US, A, 4652478 (VOLKER MAÜ), 24 March 1987 (24.03.87) --	1-32
<input checked="" type="checkbox"/> Further documents are listed in the continuation of Box C. <input checked="" type="checkbox"/> See patent family annex.		
<ul style="list-style-type: none"> * Special categories of cited documents "A" document defining the general state of the art which is not considered to be of particular relevance "E" earlier document but published on or after the international filing date "L" document which may throw doubts on priority claim(s) or which is cited to establish the publication date of another citation or other special reason (as specified) "O" document referring to an oral disclosure, use, exhibition or other means "P" document published prior to the international filing date but later than the priority date claimed 		<ul style="list-style-type: none"> "T" later document published after the international filing date or priority date and not in conflict with the application but cited to understand the principle or theory underlying the invention "X" document of particular relevance: the claimed invention cannot be considered novel or cannot be considered to involve an inventive step when the document is taken alone "Y" document of particular relevance: the claimed invention cannot be considered to involve an inventive step when the document is combined with one or more other such documents, such combination being obvious to a person skilled in the art "&" document member of the same patent family
Date of the actual completion of the international search		Date of mailing of the international search report
25 May 1994		13. 06. 94
Name and mailing address of the International Searching Authority		Authorized officer
 European Patent Office, P.B. 5818 Patentaan 2 NL-2280 HV Rijswijk Tel. (+ 31-70) 340-2040, Tx. 31 651 epo ni, Fax: (+ 31-70) 340-3016		SOFIA NIKOLOPOULOU

2

INTERNATIONAL SEARCH REPORT

International application No.
PCT/IE 94/00008

C (Continuation). DOCUMENTS CONSIDERED TO BE RELEVANT

Category*	Citation of document, with indication, where appropriate, of the relevant passages	Relevant to claim No.
A	GB, A, 2245220 (ELECTROSCOPE LIMITED), 2 January 1992 (02.01.92) --	1-32
A	FR, A1, 2659094 (SOCIETE D'INDUCTION ET DE FLOCKAGE), 6 Sept 1991 (06.09.91) -- -----	1-32

INTERNATIONAL SEARCH REPORT
Information on patent family members

07/05/94

International application No.
PCT/IE 94/00008

Patent document cited in search report	Publication date	Patent family member(s)	Publication date
GB-A- 2010123	27/06/79	DE-A- 2854013 FR-A- 2411702	28/06/79 13/07/79
US-A- 5059452	22/10/91	US-A- 4895748	23/01/90
US-A- 4652478	24/03/87	DE-C- 3502990 EP-A,B- 0189876	05/06/86 06/08/86
GB-A- 2245220	02/01/92	BE-A- 1002243	30/10/90
FR-A1- 2659094	06/09/91	NONE	