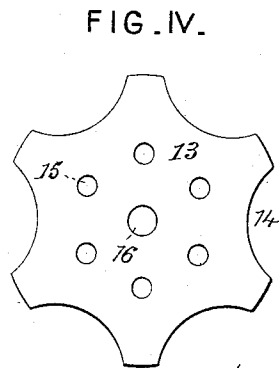
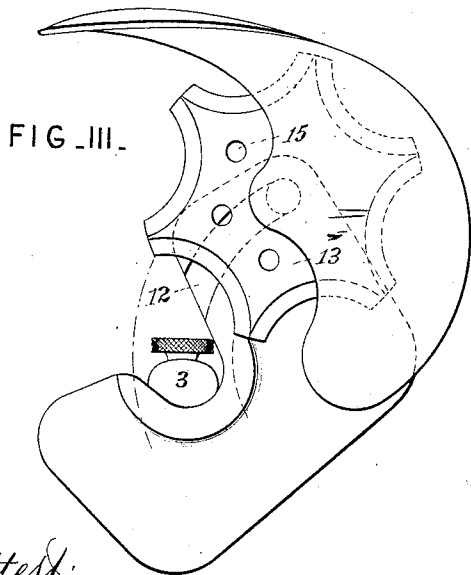
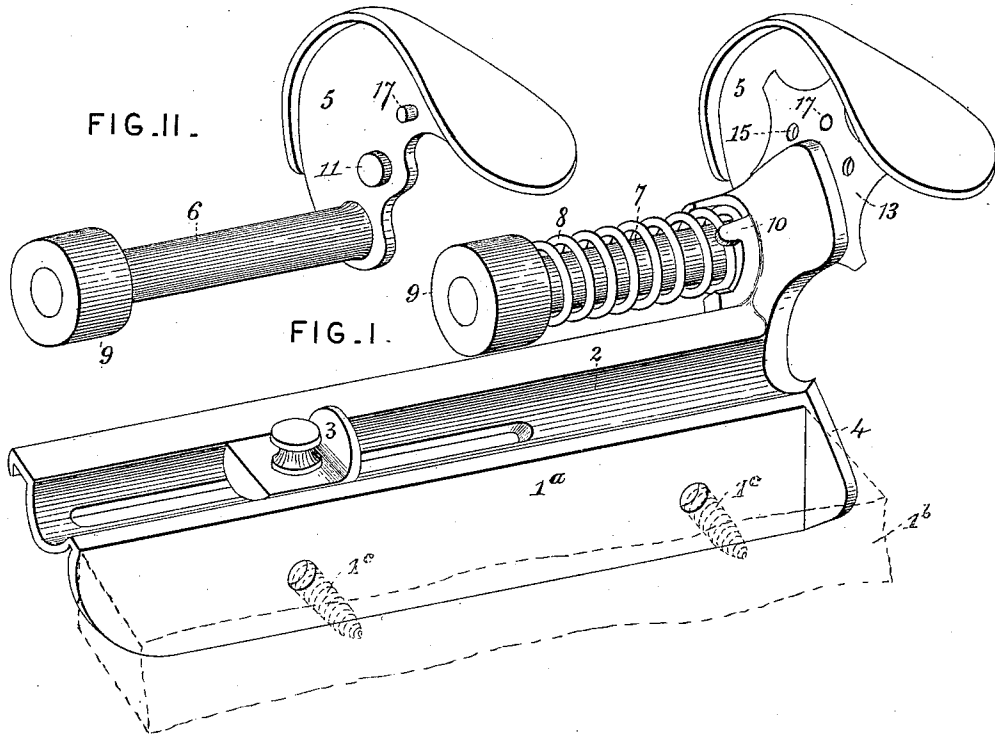


(No Model.)

F. C. MILLER.
CIGAR CUTTER.

No. 390,134.

Patented Sept. 25, 1888.



Attest:
Geo. T. Smallwood,
Notary Public.

Inventor:
Fredrick C. Miller.
By Knight Bros
Attys.

UNITED STATES PATENT OFFICE.

FREDRICK C. MILLER, OF NEWPORT, KENTUCKY.

CIGAR-CUTTER.

SPECIFICATION forming part of Letters Patent No. 390,134, dated September 25, 1888.

Application filed August 31, 1887. Serial No. 248,399. (No model.)

To all whom it may concern:

Be it known that I, FREDRICK C. MILLER, a citizen of the United States, residing at Newport, in the county of Campbell and State of Kentucky, have invented certain new and useful Improvements in Cigar-Cutters, of which the following is a specification.

My invention relates to cigar-cutters; and it consists in certain improvements in the construction thereof, which I will first fully describe with reference to the accompanying drawings, and then point out in the claim.

In said drawings, Figure I is a perspective view of my improved cigar-cutter. Fig. II is a similar view of the blade-carrier detached. Fig. III is an end elevation of the machine. Fig. IV is a face view of the blade.

The frame 1 has flange 1^a, for attachment to a cigar-board, 1^b, by means of screws 1^c, the board and screws being shown in Fig. I in dotted lines. It has a groove, 2, for the cigar, an adjustable gage, 3, and shear-plate 4.

5 is the blade-carrier, having an axis, 6, occupying a sleeve, 7, carried by the frame.

8 is a spiral spring surrounding said sleeve, held between a cap, 9, on the axis 6, and a bearing, 10, provided on the end of the frame and having a tendency to throw the blade-carrier 5 up to the position shown in Fig. I. A stud, 11, carried by said member 5 and traveling in a groove, 12, in the end of the frame, as shown in Fig. III, limits the upward movement of the blade-carrier 5.

13 is the blade, made with a number of concave cutting-edges, 14, and having a number of holes, 15, surrounding a central hole, 16. The latter fits over the stud 11 of the carrier

5, and any one of the holes 15 may be placed over a teat, 17, so that any desired one of the concave cutting-edges may be placed in position to operate in connection with the shear-plate for the cutting of a cigar, as shown by dotted lines in Fig. III. By pressing the cap 9 the stud 11 may be released from groove 12, and the spring 8 will force the blade-carrier up sufficiently to enable the disconnection of the blade and the shifting of the latter to any desired position.

It is well known to cigar-manufacturers that all who use a board for the purpose of cutting thereon the leaves of tobacco for the wrapper of the cigar require a cutter, and by uniting them both together, as in my invention, they can be sold cheaper than separately, for the expense of sale, shipment, packing, &c., is less when combined in one article than when separate. Furthermore, it is more handy to the users, and does not require to be fastened on the bench to keep their relative positions to one another as when independent from each other.

Having thus described my invention, the following is what I claim as new therein and desire to secure by Letters Patent:

In a cigar-cutter, a blade having a number of concave cutting-edges, with a corresponding number of holes, 15, to secure the concave cutting-edges in the desired position for cutting, in combination with the blade-carrier 5, having teat 17, substantially as set forth.

FREDRICK C. MILLER.

Witnesses:

N. DU BRUL,
A. F. WENZEL.