

AUSTRALIA

Patents Act 1990

PATENT REQUEST: STANDARD PATENT/PATENT OF ADDITION

We, being the persons identified below as the Applicant, request the grant of a patent to the person identified below as the Nominated Person, for an invention described in the accompanying standard complete specification.

Full application details follow.

[71]	Applicant:	SANKI KOGYO CO., LTD
	Address:	22-14, Ohhashi-machi, Nagasaki-si, Nagashi-ken, JAPAN
[70]	Nominated Person:	SANKI KOGYO CO., LTD
	Address:	22-14, Ohhashi-machi, Nagasaki-si, Nagashi-ken, JAPAN
[54]	Invention Title:	CONTAINER FOR LIVE MARINE ANIMALS
[72]	Name of actual inventor:	YOSHIMI TOMIYAMA
[74]	Address for service in Australia	
	Cullen & Co.	
	Patent & Trade Mark Attorneys	
	240 Queen Street	
	Brisbane, Qld., 4000	
	Australia	Attorney Ccde: CU

BASIC CONVENTION APPLICATION DETAILS

```
[31]      Application Number: 4-95,980
[33]      Country:          JAPAN
      Country Code:        JP
      Date of Application: 24.03.92
```

Drawing number recommended to accompany the abstract: 1

DATED THIS SECOND DAY OF JUNE 1994

SANKI KOGYO, CO., LTD

By:

Registered Patent Attorney



THE COMMISSIONER OF PATENTS
AUSTRALIA

COMMONWEALTH OF AUSTRALIA
THE PATENTS ACT 1952

DECLARATION IN SUPPORT OF AN
APPLICATION FOR A PATENT

In support of the Application made for a patent
for an invention entitled:

Insert
Title of Invention

I, MASATO YAMAGUCHI of

Insert
Full Name(s) and
Address(es)

~~I/We~~, Sanki Kogyo Co., Ltd.:

of 22-14 Ohhashi-machi, Nagasaki-shi, Nagasaki-ken, Japan

do solemnly and sincerely declare as follows:—

Insert
Full Name(s) of
Applicant(s)

~~I am/We are the applicant(s) for the patent~~

(or, in the case of an application by a body corporate)

1. I am/~~We are~~ authorised by SANKI KOGYO CO., LTD.

the applicant(s) for the patent to make this declaration on its/their behalf.

~~XXXXXX/We are the actual inventor(s) of the invention referred to in the basic
XXXXXX application(s)~~

(or, where a person other than the inventor is the applicant)

Full Name(s) and
Address(es) of
Inventor(s)

2. Yoshimi Tomiyama

of c/o Sanki Kogyo Co., Ltd. of 22-14 Ohhashi-machi, Nagasaki-shi,
Nagasaki-ken, Japan

is/are the actual inventor(s) of the invention and the facts upon which the applicant(s)
is/are entitled to make the application are as follows:—

The applicant is the assignee of the invention from
the inventor.

State how Applicant(s)
derive title from inventor(s)
e.g. The Applicant(s)
is/are the assignee(s) of the
invention from the
inventor(s)
Note: Paragraphs
3 and 4 need only be
completed for a
Convention Application

Basic Country(ies)
Priority Date(s)
Basic Applicant(s)

3. The basic application(s) as defined by Section 141 of the Act was/were made

in Japan on March 24, 1992
by Sanki Kogyo Co., Ltd.
in on
by

4. The basic application(s) referred to in paragraph 2 of this Declaration was/were
the first application(s) made in a Convention country in respect of the invention(s)
the subject of the application.

Declared at Nagasaki this 20th day of October 19 92
Sanki Kogyo Co., Ltd.

To: The Commissioner of Patents

MASATO YAMAGUCHI
Masato Yamaguchi
(President) Signature of Declarant(s)

G. R. CULLEN & COMPANY



AU9228308

(12) PATENT ABRIDGMENT (11) Document No. AU-B-28308/92
(19) AUSTRALIAN PATENT OFFICE (10) Acceptance No. 654793

(Modified Examination)

- (54) Title
CONTAINER FOR LIVE MARINE ANIMALS
- International Patent Classification(s)
(51)⁵ A01K 063/02 A01K 063/04
- (21) Application No. : 28308/92 (22) Application Date : 11.11.92
- (30) Priority Data
- (31) Number (32) Date (33) Country
4-95980 24.03.92 JP JAPAN
- (43) Publication Date : 30.09.93
- (44) Publication Date of Accepted Application : 17.11.94
- (71) Applicant(s)
SANKI KOGYO CO., LTD.
- (72) Inventor(s)
YOSHIMI TOMIYAMA
- (74) Attorney or Agent
CULLEN & CO, GPO Box 1074, BRISBANE QLD 4001
- (56) Prior Art Documents
AU 83097/93
- (57) Claim

1. A container for live marine animals which have a low metabolic function comprising a housing formed by outer walls of sheet metal and inner walls of thermal resistant material, means for cooling the interior of the container including ice boxes formed around the inner walls to maintain an inner temperature of between about 2° and about 10°C, each of said ice boxes being provided with a water receiver, and nozzle means connected with the water receiver and a blower for spraying a mixture of water and air in the form of a heavy fog into the interior housing of the said ice boxes.

2. A method for keeping marine animals alive in a vessel filled with water, the temperature of which is maintained at about 20°C, lowering the temperature of the water to about 10°C over 8 hours to lower the metabolic function of each of the animals, transporting said marine animals from the vessel to a container maintained at a temperature of about 10°C and ejecting a mixture of water and air in the form of a heavy fog into the interior of the container.

654793

AUSTRALIA*Patents Act 1990***COMPLETE SPECIFICATION
FOR A STANDARD PATENT**

Name of Applicant:

SANKI KOGYO CO., LTD

Actual Inventor:

YOSHIMI TOMIYAMA

Address for Service:

CULLEN & CO.,
Patent & Trade Mark Attorneys,
240 Queen Street,
Brisbane, Qld. 4000,
Australia.

Invention Title:

CONTAINER FOR LIVE MARINE ANIMALS

The following statement is a full description of this invention,
including the best method of performing it known to us



CONTAINER FOR LIVE MARINE ANIMALS

BACKGROUND OF THE INVENTION

[Field of the Invention]

This invention relates to containers of live marine animals, and more particularly to containers for storing and transporting the marine animals in keeping them alive.

[State of the Art]

In order to supply fresh marine animals, such as fishes and crustaceans, hereinafter referred to as "fishes", to demanders, it is a very important to keep the fishes alive in storing and transporting.

Usually, in order to store or transport the live fishes, they are contained in a vessel filled with water or seawater. When the live fishes have been contained in the water in the vessel for a long time, the water will be contaminated by their body wastes and oxygen in the water will be decreased. Further, when the vessel is transported by a vehicle, the fishes are violently rocked with the water. Consequently, the life of fish in the water in the vessel is extremely shortened.

Crustaceans, such as prawns, lobsters or cabs, can be kept alive in a box filled with wetted sawdust, but it is very hard to keep them alive over a long time.

[Objects of the Invention]

In view of the foregoing, it is a principal object of the



present invention to provide a container for keeping fishes alive without using a large quantity of water in storage or transporting.

It is another object of the present invention to provide a method for preserving living fishes by controlling their metabolism.

SUMMARY OF THE INVENTION

In order to achieve these objects, according to the present invention, the live fishes are controlled in their metabolism, and the fishes may be entered into a container the inner temperature of which is maintained at a desired low temperature, and spraying a mixture of water and air in the form of a mist in the container.

According to the present invention, the live fishes are reduced in their basal metabolism and exercise intensity by a cold water which is maintained at about 2°C to about 20°C, and the fishes are transferred to a vessel without containing water.

Then, the vessel is stowed in a container of the present invention. The inner temperature of the container is maintained at a desired low temperature of about 2°C to about 10°C, and a mixture of air and sea water in the form of mist is sprayed in the container.

BRIEF DESCRIPTION OF THE DRAWINGS

The invention, objects and advantages may be best understood with reference to the following detailed description of illustrative embodiments of the present invention shown in the accompany-

ing drawings, wherein:

Figure 1 is a schematic sectional view of the first embodiment of the container according to the present invention;

Figure 2 is a schematic sectional view of the second embodiment of the container according to the present invention;

Figure 3 is a schematic sectional view of the third embodiment of the container according to the present invention; and

Figure 4 is a schematic sectional view of the fourth embodiment of the container according to the present invention.

DESCRIPTION OF THE PREFERRED EMBODIMENTS

Referring to Figure 1, there is shown the first embodiment of a container 10 of the present invention. The container 10 in which the fishes which are suppressed in their basal metabolism may be contained. In the container 10 there is provided with a refrigerator 12 and a nozzle means 14 for spraying water in the form of a mist. The nozzle means 14 is connected through a conduit 20 having a pump 18 with a water tank 16 attached to the outside of the container 10. In the inside of the container 10, there is provided with a further nozzle 22 for discharging oxygen and the nozzle is connected through a conduit 24 with an oxygen supply 26.

The container 10 can be used for storing the fishes in living condition for a long time and also it is preferable to transport by a vehicle.

Figure 2 shows the second embodiment of the container 110 according to the present invention. A container 110 is constructed by outer walls 112 of metal plate and inner wall 114

which is formed from heat-resistant material such as plastic foams. At an appropriate portion of the housing 110, a door or doors, not shown may be provided.

5 In an inside of the container 110, there is provided with a refrigerator 116 and a water tank 118 in which fresh water or sea water may be filled in response to the kind of fishes. At a inner top portion of the container 110, there is provided with a nozzle means 120 for spraying a mixture of water and air in the form of a mist into the container 110. The nozzle means 120 is
10 connected through a conduit 124 having an electric pump 122 to the water tank 118. The nozzle means 120 is connected through a second conduit 126 to a blower 128 which is mounted on the outside of the container 110 so as to supply air to the nozzle means 120. It is, however, preferable to prepare an air strainer 130
15 in the inside of the container 110 and the strainer can be connected through a conduit 132 with an inlet of the blower 128 so as to supply cold air to the nozzle means 120.

At the bottom of the container 110, there is provided with a water basin 134 which is connected through a passage 136 with the
20 inside of the container 110. The basin 134 may be provided with a cock 138 in order to drain water therefrom.

Referring to Figure 3, a container 140 is constructed in the same manner as the container 110 of the second embodiment. In the inside of the container 140, there is provided with a
25 water tank 142 filled with water or sea water. The water tank 142 is provided with a heat exchanging coil means 146 to which refrigerant is supplied from a refrigerator 144.



At an inner upper portion of the container 140, there is provided with a nozzle means 120 for spraying a mixture of water and air in the form of a moist as explained with reference to Figure 2 and water from the tank 142 is supplied to the nozzle means 120 through a conduit 150 having an electric pump 148. In order to supply air to the nozzle means 120, an air strainer 130 which is provided in the inside of the container 140 is connected through a conduit 132 with the upstream side of a blower 128 and the downstream side of the blower 128 is connected through a conduit 126 with the nozzle means 120.

In the bottom of the interior of the container 140, there is provided with a water receiver 152 in order to receive water condensed from the moist in the container 140. The water in the receiver 152 can be supplied to the water tank 142 through a conduit 156 having an electric pump 154. Both pumps 148 and 154 may be combined to form a dual pump. It is preferable to provide a micro-filter means 158 at the end of the conduit 156 in the water tank 142 for the purpose of purifying the water to be supplied to the tank.

Referring to Figure 4, a container 160 of the fourth embodiment of the present invention is constructed by outer walls of metal plate and inner walls 114 of heat resistant material as described previously. In this embodiment, a perforated partition wall 162 is provided at a desired distance from each of the inner walls 114 so as to form an ice box 164 between the inner wall and the partition. At the bottom of the ice box, there is provided with a water reservoir 166 to receive water from the ice box 164.

At the inner upper portion of the container 160, there is



provided with a nozzle means 120 in the same manner as mentioned foregoing, and water can be supplied to the nozzle means 120 from water receiver 166 through a conduit 170 by means of a pump 168. As stated above, the nozzle means 120 is connected with the air strainer 130, a conduit 132, a blower 128 and a conduit 126.

According to the present invention, the inside of the container 10; 110; 140 or 160 can be controlled and maintained to a desired temperature, such as about 2°C to about 10°C. When a mixture of water and air is sprayed in the container by the nozzle means, the container can be filled with a dense mist.

In our experiment, 206 live lobsters which are controlled and suppressed in their metabolism as mentioned above are contained in the container, and after 24 hours only 7 lobsters died.

[Experimental Example]

200 live sea breams were entered into a vessel ^{Filled} ~~filled~~ with water the temperature of which was maintained at about 22°C, and then the temperature of the water was lowered to about 10°C in 8 hours. They become slow in action due to a lowering of their metabolism. Such sea breams were transferred into a container of the present invention the inner temperature in which was maintained at about 10°C, and a mixture in the form of a mist of sea water and oxygen of about 3% by volume of the container was sprayed therein at about 5 liter per hour, ~~at 100 liter per hour~~. After 24 hours, the death rate of the sea bream in the container was zero.



THE CLAIMS DEFINING THE INVENTION ARE AS FOLLOWS:-

1. A container for live marine animals which have a low metabolic function comprising a housing formed by outer walls of sheet metal and inner walls of thermal resistant material, means for cooling the interior of the container including ice boxes formed around the inner walls to maintain an inner temperature of between about 2° and about 10°C, each of said ice boxes being provided with a water receiver, and nozzle means connected with the water receiver and a blower for spraying a mixture of water and air in the form of a heavy fog into the interior housing of the said ice boxes.

2. A method for keeping marine animals alive in a vessel filled with water, the temperature of which is maintained at about 20°C, lowering the temperature of the water to about 10°C over 8 hours to lower the metabolic function of each of the animals, transporting said marine animals from the vessel to a container maintained at a temperature of about 10°C and ejecting a mixture of water and air in the form of a heavy fog into the interior of the container.

DATED THIS SECOND DAY OF JUNE 1994

SANKI KOGYO CO., LTD

By their Patent Attorneys

CULLEN & CO



ABSTRACT

A container for live marine animals which have a lower metabolic function comprising a housing formed by outer walls of sheet metal and inner walls of thermal resistant material. Ice boxes formed around the inner walls to cool the interior of the containers at an inner temperature of between about 2°C and about 10°C. The ice box being provided with a water receiver, and nozzle means connected with the water receiver and a blower for spraying a mixture of water and air in the form of a heavy fog into the interior housing and method of transporting same.



FIG. 1

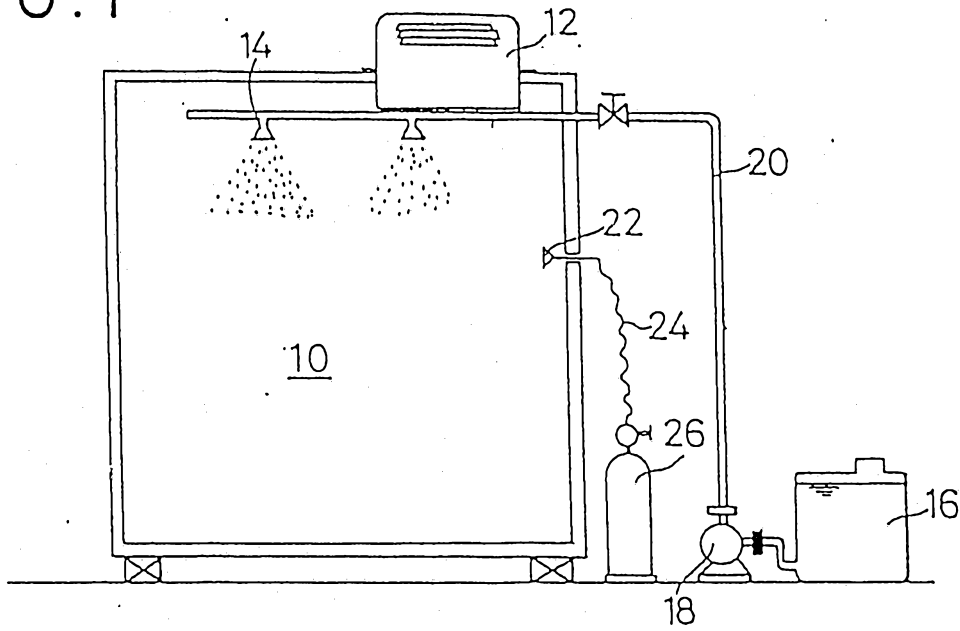


FIG. 2

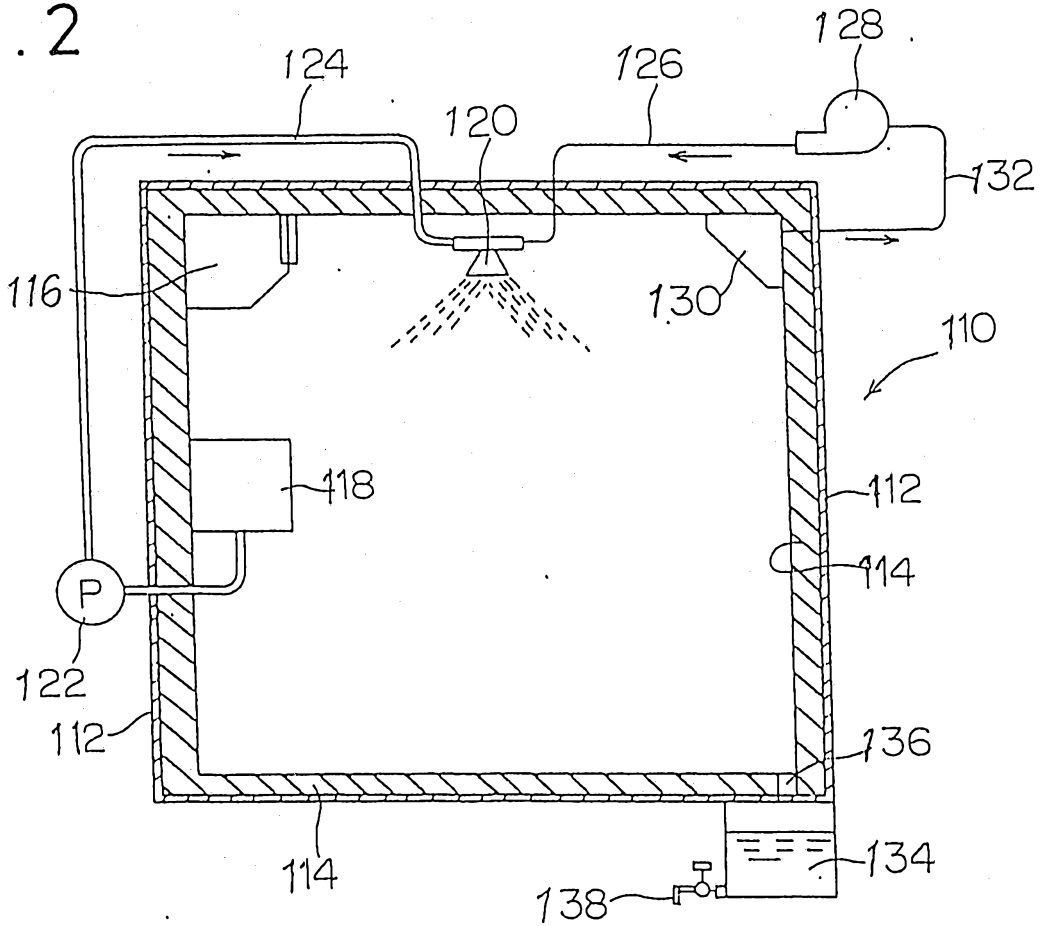


FIG. 3

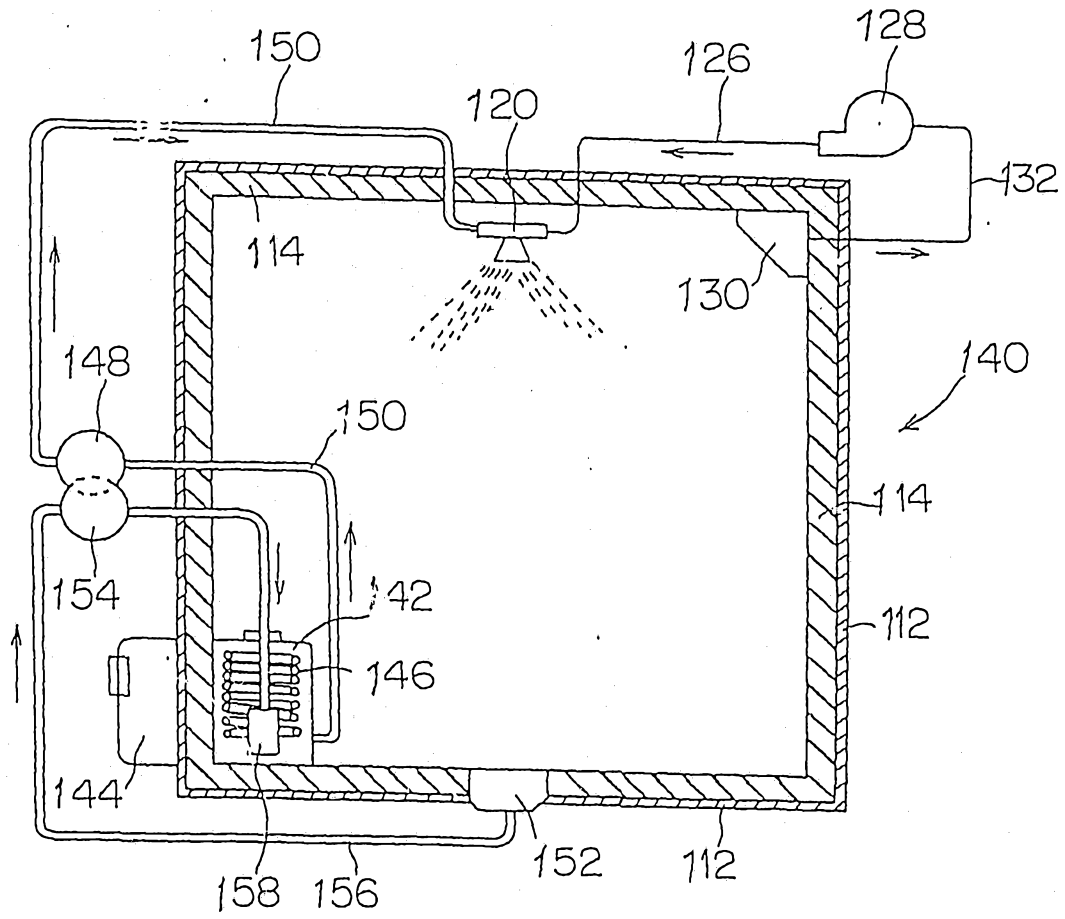


FIG. 4

