



US00D383561S

# United States Patent [19]

[11] Patent Number: Des. 383,561

Tresser

[45] Date of Patent: \*\*Sep. 9, 1997

[54] SIDE ELEMENT OF A SHOE UPPER

[75] Inventor: Christian J. Tresser, Portland, Oreg.

[73] Assignee: Nike, Inc., Beaverton, Oreg.

[\*\*] Term: 14 Years

[21] Appl. No.: 62,697

[22] Filed: Nov. 21, 1996

[51] LOC (6) Cl. .... 02-99

[52] U.S. Cl. .... D2/972

[58] Field of Search ..... D2/896, 902, 907,  
D2/969, 972, 946, 976; 36/114, 116, 45,  
47, 48, 50.1, 52

## [56] References Cited

### U.S. PATENT DOCUMENTS

- D. 237,427 11/1975 Thornberry .
- D. 239,887 5/1976 Senter .
- D. 306,370 3/1990 Selbiger et al. .
- D. 311,637 10/1990 Hatfield .
- D. 319,529 9/1991 Hatfield .
- D. 323,924 2/1992 Earle .
- D. 331,484 12/1992 Feller .
- D. 333,205 2/1993 Zelenko .
- D. 333,905 3/1993 Close .
- D. 344,849 3/1994 Greene .
- D. 348,978 7/1994 Avar .
- D. 349,600 8/1994 Close .
- D. 349,601 8/1994 Buck, IV .
- D. 361,425 8/1995 Backus .
- D. 361,884 9/1995 Lozano .
- D. 364,729 12/1995 Teague .
- D. 365,199 12/1995 Avar .
- D. 365,200 12/1995 Teague ..... D2/969
- D. 367,554 3/1996 James ..... D2/902 X

- D. 370,554 6/1996 Greene .
- D. 375,401 11/1996 Cooper .
- D. 377,261 1/1997 Avar .

### OTHER PUBLICATIONS

Holiday 1996, Nike Footwear Catalog, pp. 23, 24, 115, 136, Published Mar. 1996.  
 Fall 1996, Nike Footwear Catalog, pp. 3, 24, 114, Published Dec. 1995.  
 Late Spring 1996, Nike Footwear Catalog, pp. 5, 20, Published Aug. 1995.  
 Spring 1996, Nike Footwear Catalog, p. 8, Published Jun. 1995.  
 Late Spring 1997, Nike Footwear Catalog, pp. 8, 27, 32, 33, 45, 48, 55, 68, 125, 126, 138, Published Sep. 1996.  
 Spring 1977, Nike Footwear Catalog, pp. 23, 24, 25, 26, 27, 41, 45, 123, 131, 132, 143, 164, Published Jun. 1996.

Primary Examiner—Dominic Simone

Attorney, Agent, or Firm—Banner & Witcoff, Ltd.

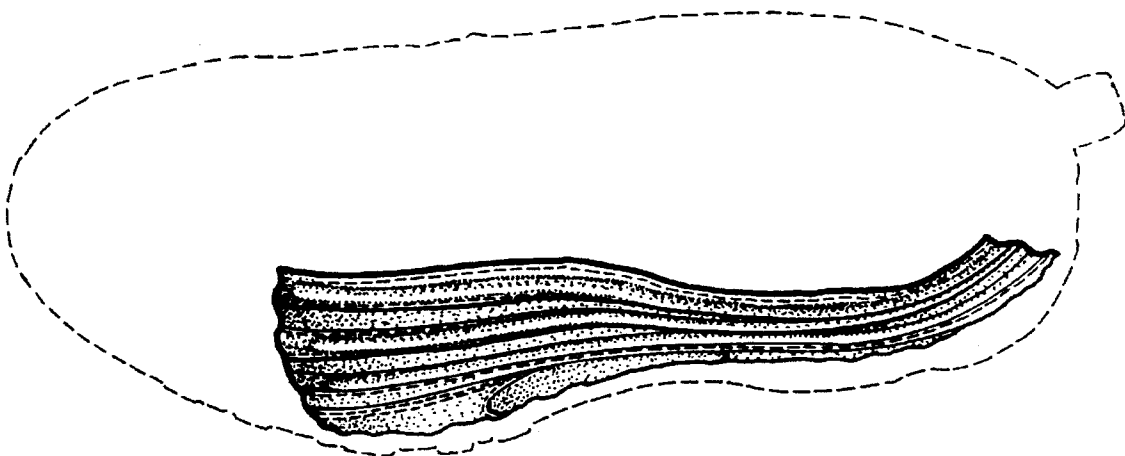
## [57] CLAIM

The ornamental design for a side element of a shoe upper, as shown and described.

### DESCRIPTION

FIG. 1 is a rear elevational view of a side element of a shoe upper showing my new design;  
 FIG. 2 is a front elevational view thereof;  
 FIG. 3 is a top view thereof; and,  
 FIG. 4 is a side elevational view thereof.  
 The broken line showing of a shoe sole and the remaining portion of the shoe upper shown in FIGS. 1-4 is for illustrative purposes only and forms no part of the claimed design.

1 Claim, 3 Drawing Sheets



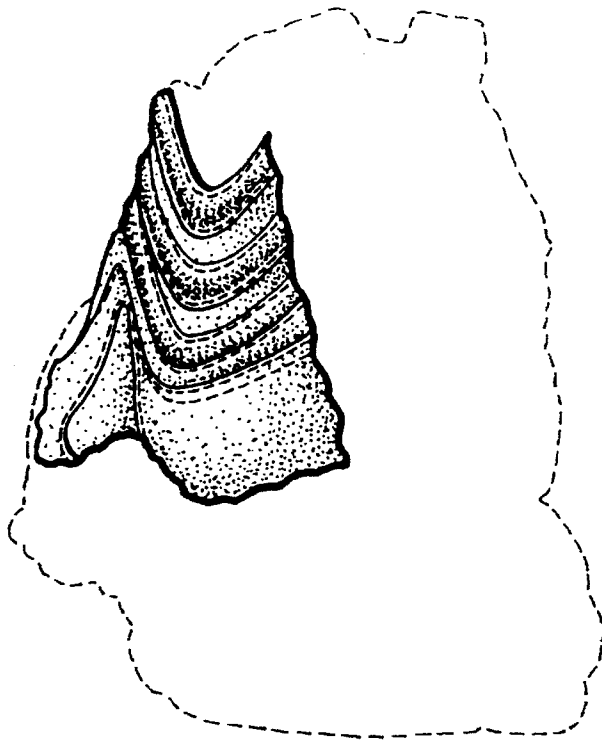


FIG. 1

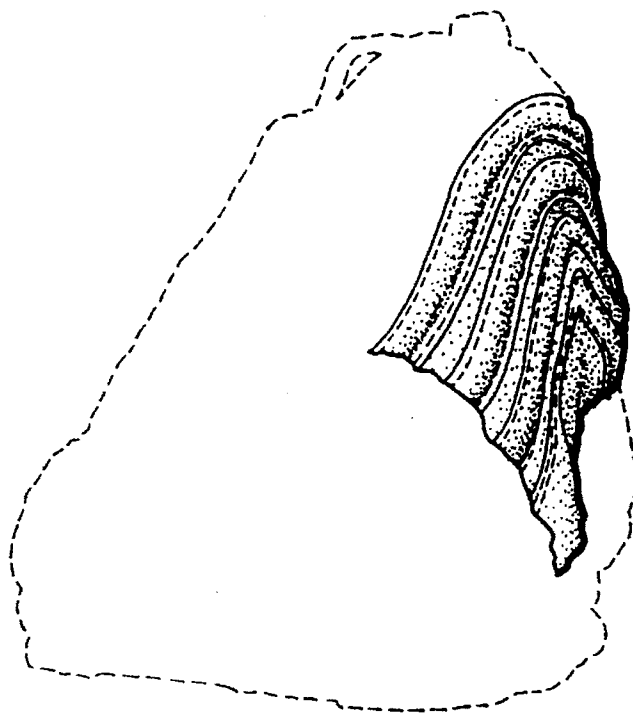


FIG. 2

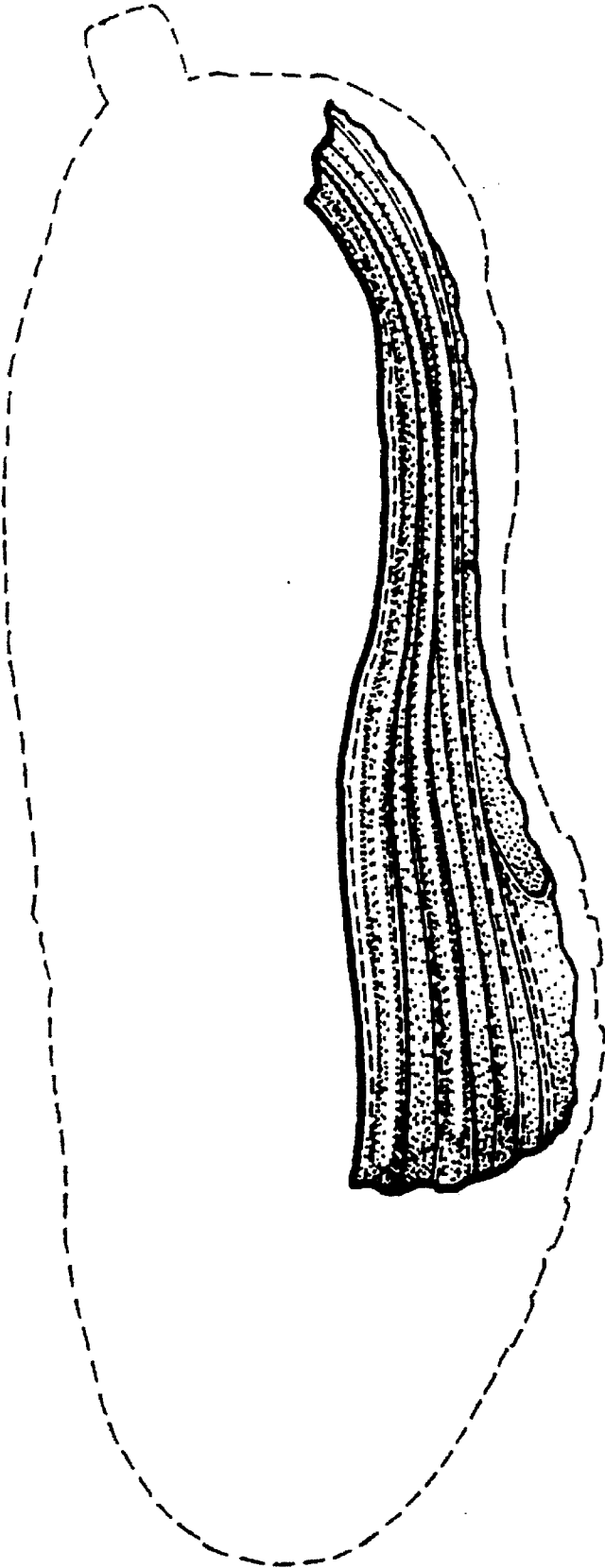


FIG. 3

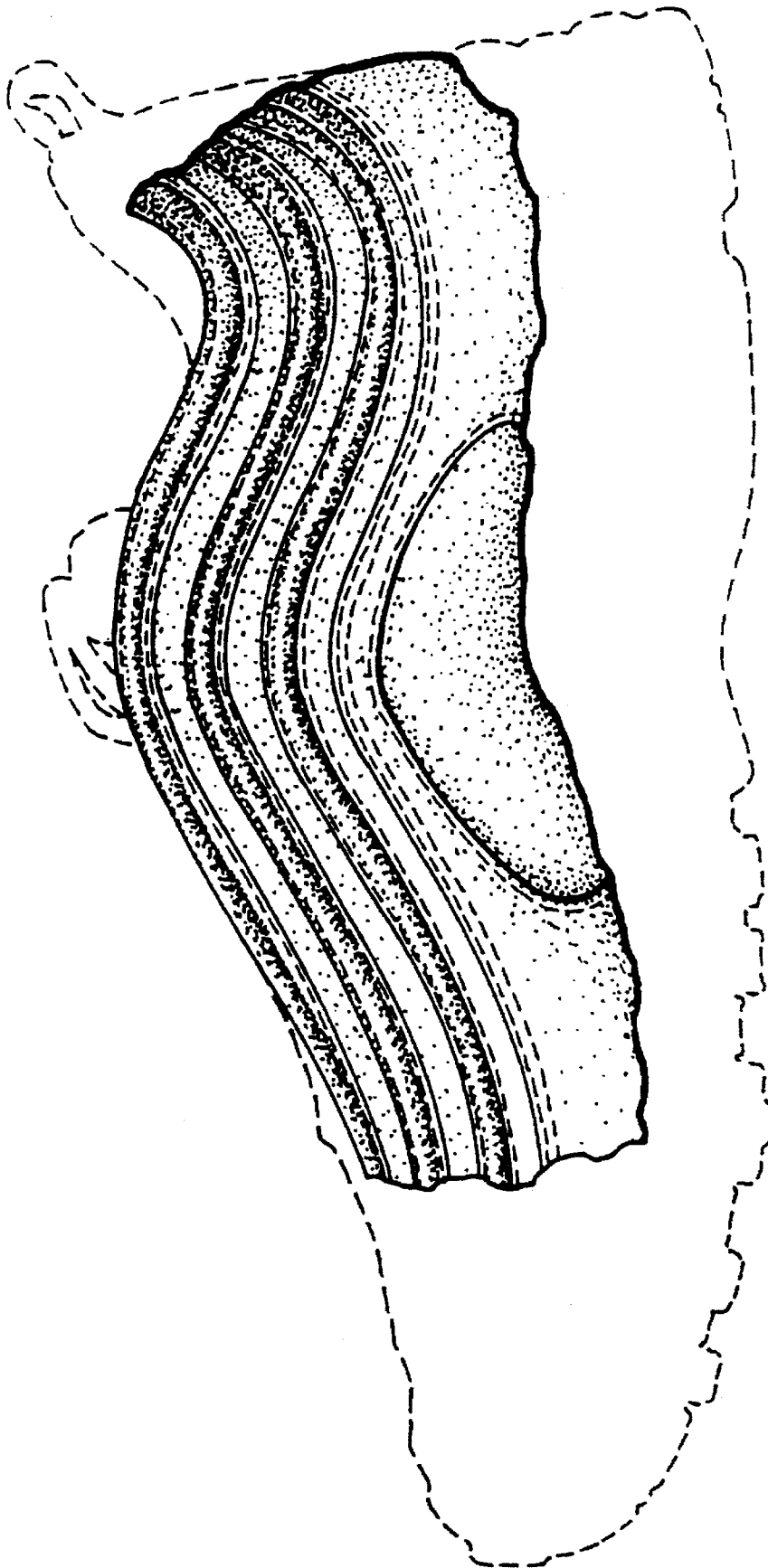


FIG. 4